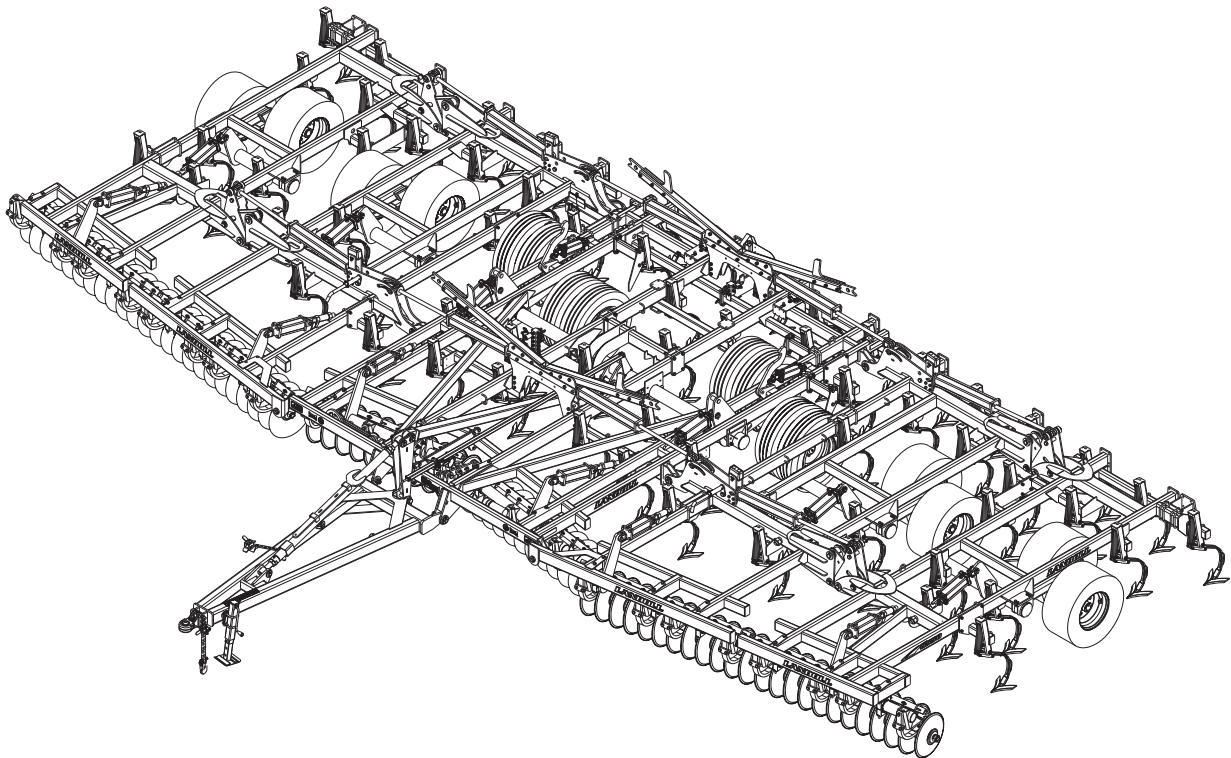




**Model 8550
Finishroll
Parts Manual**



LANDOLL COMPANY, LLC

1900 North Street

Marysville, Kansas 66508

(785) 562-5381

800-428-5655 ~ WWW.LANDOLL.COM

Instructions for Ordering Parts

**** Repair parts must be ordered through an Authorized Dealer ****

DEALER INSTRUCTIONS FOR ORDERING PARTS FROM LANDOLL PARTS DISTRIBUTION CENTER

Phone #: 800-423-4320 or 785-562-5381

Fax #: 888-527-3909

Order online: dealer.landoll.com

IDENTIFICATION PLATE

The identification plate, which lists the model number and serial number, is located on the front of the frame.

SERIAL NUMBER

The serial number is located on the identification plate.
The Following information will help decode the 8550 Finisholl serial number

85H2022100 = xxmysssss

QR CODE DECAL

The 5000 series QR code decal, may be scanned to link you to the most current manuals, located on the front of the frame *See Figure 1-1*

xx	= model series (i.e. 85 for Finisholl)
m	= month of manufacture (ex. "H" means October. The letter I is not used.)
yy	= year manufactured (ex. "22" means 2022)
SSSSS	= Sequential number used to track warranty and service information.

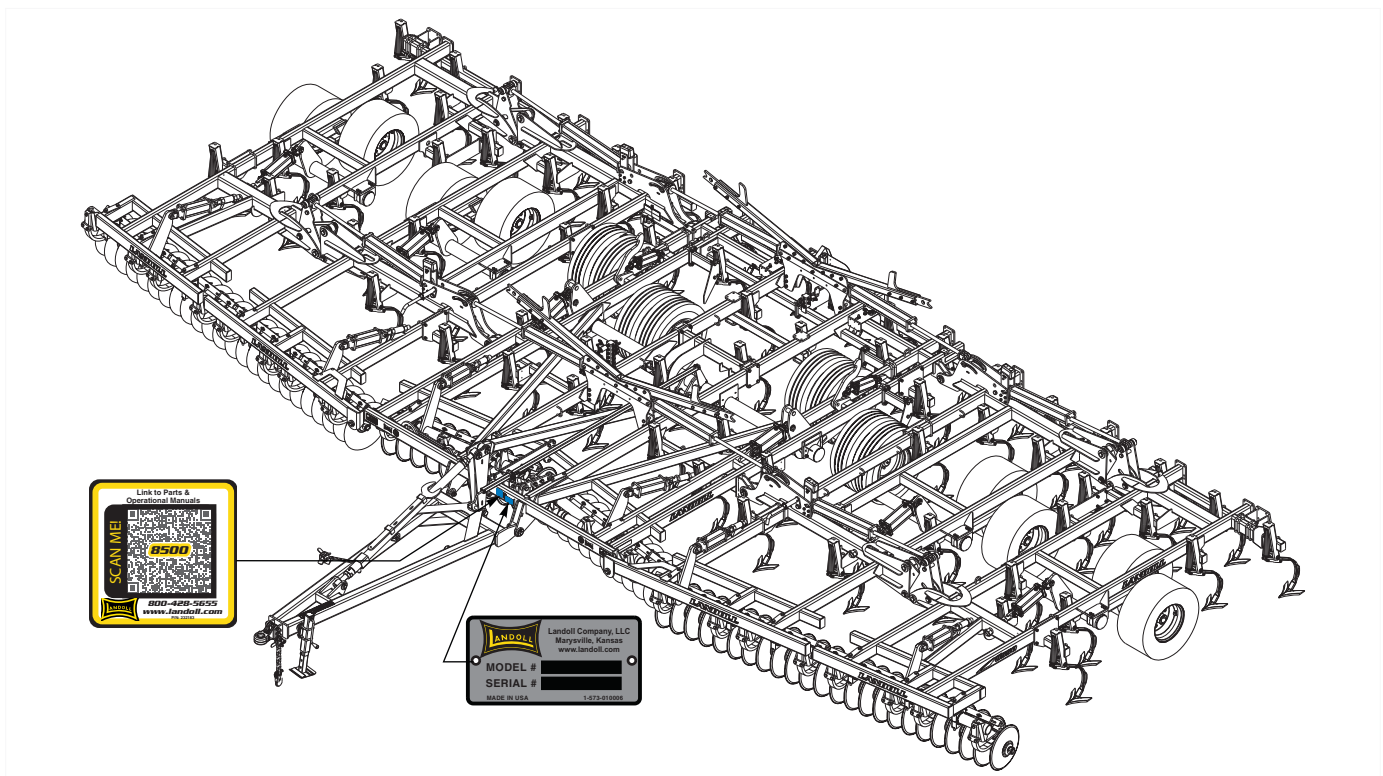


Figure 1-1: Identification Plate and Location

Manuals for 8550 Finisholl

Manual Number	Manual Type
F-817	Operator's Manual
F-816	Parts Manual

Table of Contents

1	Frames Center	
	Center Frame Assembly 8550-38'	1-1
	Center Frame Assembly 8550-43'-48'	1-3
	Center Lift Assembly	1-5
	Hub/Spindle Assembly	1-7
2	Frames Wing	
	Wing Frame Assembly 8550-38'	2-1
	Wing Frame Assembly 8550-43'-48'	2-3
	Wing Lift Assembly	2-7
	Hub/Spindle Assembly 156972	2-9
	Hub/Spindle Assembly 223440	2-11
3	Hitch Assemblies	
	Hitch & Leveling Assembly	3-1
	Ball & Clevis Hitches	3-3
	10,000 LB. Sidewind Jack Assembly	3-4
	Leveler Assembly	3-5
	Depth Stop Tube Assembly	3-6
	Radius Rod Assembly	3-7
4	Disc Gang Assemblies	
	Disc Gang Assembly	4-1
	Center Gang Lift Assembly	4-3
	Depth Gauge Assembly	4-4
	Gang Assembly 8550-38'	4-5
	Gang Assembly 8550-43'	4-6
	Gang Assembly 8550-48'	4-7
	Disc Gang Shield - Center Frame	4-8
	Disc Gang Shield - Inner Wing Frame	4-9
	Disc Gang Reel Assembly	4-11
	Disc Gang Reel Arm Assembly	4-13
	Disc Gang Shield - Outer Wing Frame	4-14
5	Shank Assemblies	
	Spring Shank Assembly	5-1
	S-Tine Shank Assembly	5-3
6	Hydraulic Assemblies	
	Hydraulic Assembly Lift 8550-38'	6-1
	Hydraulic Assembly Lift 8550-43'	6-3
	Hydraulic Assembly Lift 8550-48'	6-5
	Hydraulic Assembly Fold 8550-38'	6-7
	Hydraulic Assembly Fold 8550-43'	6-11
	Hydraulic Assembly Fold 8550-45'	6-15

Hydraulic Assembly Fold Details	6-19
Hydraulic Assembly Gang	6-23
Manifold Assembly Front	6-25
Manifold Assembly Rear	6-26

7 Cylinders

Cylinder Assembly 3-1/4 x 8, Rephase	7-1
Cylinder Assembly 3-1/2 x 8, Rephase (Prince)	7-3
Cylinder Assembly 3-1/2 x 8, Rephase (Midway)	7-4
Cylinder Assembly 3-3/4 x 8, Rephase (Prince)	7-5
Cylinder Assembly 3-3/4 x 8, Rephase (Midway)	7-6
Cylinder Assembly 4 x 8, Rephase (Prince)	7-7
Cylinder Assembly 4 x 8, Rephase (Midway)	7-8
Cylinder Assembly 3-3/4 x 10, Rephase (1" Pin)	7-9
Cylinder Assembly 4 x 10, Rephase (1" Pin)	7-10
Cylinder Assembly 4-1/2 x 10, Rephase	7-11
Cylinder Assembly 3-3/4 x 10, Rephase (1-1/4" Pins)	7-12
Cylinder Assembly 4 x 10, Rephase (1-1/4" Pins)	7-13
Cylinder Assembly 5 x 10, Rephase	7-14
Cylinder Assembly 4 x 30 (1-1/2" Dia. Rod)	7-15
Cylinder Assembly 4-1/2 x 30 (2" Dia. Rod)	7-16

8 Electrical

Electrical Assembly W/LED Lights	8-1
--	-----

9 Decals

Decals	9-1
--------------	-----

10 Attachments

4 Row Coil Tine	10-1
Coil Tine Arm Harrow Assembly	10-3
Coil Tine Harrow Assembly W/Stop	10-5
4 Row Coil Tine Harrow Assembly	10-7
3 Row Tine & Reel	10-9
Tine & Reel Arm Assembly	10-11
3 Row Coil Tine Harrow Assembly	10-13
5 Row Spike Harrows	10-15
5 Row Spike Harrow Arm Assembly	10-17
5 Row Spike Harrow Arm Assembly W/Tray	10-19
3 Row Spike & Reel Assembly	10-21
3 RSD Arm Assembly	10-23
3 RSD Arm Assembly W/Tray	10-25
Spike & Double Reel	10-27
Harrow Arm Assembly, Double Reel	10-29
Harrow Arm Assembly	10-33
Double Reel Arm Assembly, Center	10-35
Chopper & 3 Row Spike	10-37
Arm Assembly, Chopper Reel	10-39

Arm Assembly W/Tray, Chopper Reel	10-41
Spike Bar Assembly Angle	10-43
Reel Assembly	10-45
Chopper/Spike/Reel	10-47
Harrow Arm Assembly	10-49
Center Arm Assembly	10-51
Reel Center Assembly	10-53
Spike Bar Assembly Tube	10-55
Reel/Gangbar Assembly 12" Dia	10-57
Reel Assembly Round	10-59
Reel Assembly Flat	10-61

11 Glossary

12 Index

Frames Center

Center Frame Assembly 8550-38'

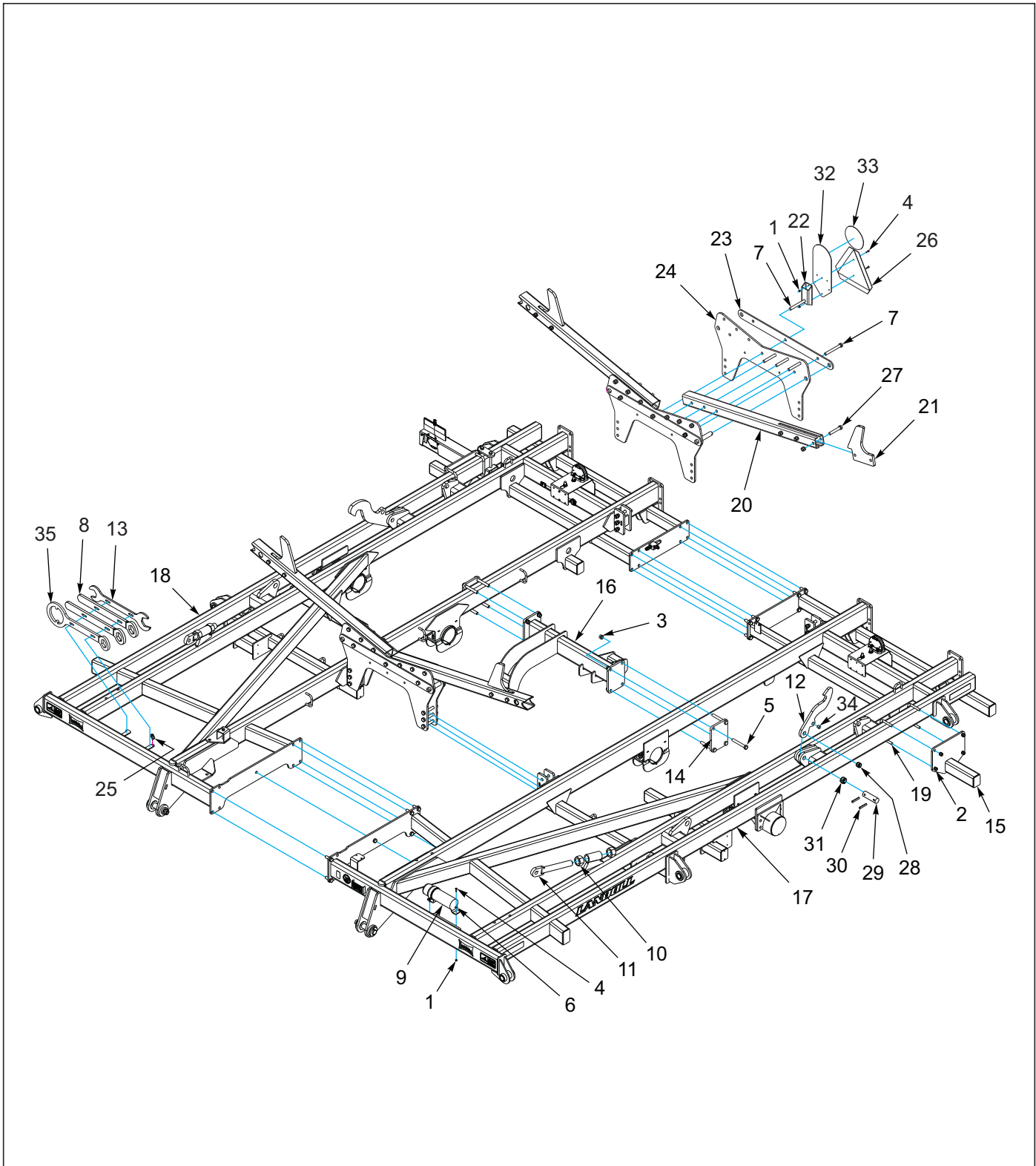


Figure 1-1: Center Frame Assembly 8550-38'

Center Frame Assembly 8550-38'

ITEM	PART NUMBER	DESCRIPTION	QTY.
1	1-512-010005-01	NUT,HEX,SLFLKG GRB 1/4-20	4
2	1-512-010005-13	NUT,HEX SLFLKG GRB 5/8-11	6
3	1-512-010005-15	NUT,HEX,SLFLKG GRB 3/4-10	55
4	1-654-010047-06	SCREW,HX CP 1/4-20UNCX1 GR5	4
5	1-654-010061-16	SCREW 3/4-10UNCX5-1/2 HXCP G5	32
6	1-861-010032-07	WASHER,FLAT 1/4 ZP	2
7	100855	SCREW, HHCS,3/4-10X6-1/2 GR5	6
8	140533	GANG WRENCH	2
9	142753	MANUAL HOLDER	1
10	155716	NUT HX JAM 1-3/4-5UNC GR2	2
11	159955	ROD, CYLINDER ANCHOR	1
12	165283	LOCK, TRANSPORT	1
13	174404	WRENCH, ADJUSTMENT	2
14	176772	PLATE, HINGE BASE	2
15	182391	EXTENSION, SHANK 12"	1
16	187142	MOUNT, CENTER SHANKS	1
17	184722	FRAME, CENTER RIGHT WLDMT	1
18	184723	FRAME, CENTER LEFT WLDMT	1
19	189433	U-BOLT, 5/8X6-11/16X4-1/2	2
20	190942	WING STABILIZER-38	4
21	190943	WING LOCK	4
22	191984	MOUNT, SMV	1
23	193164	PLATE, FOLD ANCHOR	4
24	193165	PLATE, FOLD ANCHOR	4
25	70239854	PIN, QUICK HITCH	1
26	70260977	SMV EMBLEM	1
27	W908406-4	SCR 3/4-10X4-1/2 HEX HD CAP	12
28	2-150-010008	BUSHING, STEEL 1-1/4OD X 1ID X 1	2
29	147755	ROLL PIN	2
30	111789	ROLL PIN	2
31	2-150-010174	BUSHING, STEEL 1-5/8 X 1-1/4 X 1	2
32	224590	MOUNT, SIS DECAL	1
33	224589	DECAL, SIS 20 MILE/H	1
34	2-150-010008	BUSHING 1-1/4ODX1IDX1 STEEL	2
35	219788	GANG WRENCH, DOUBLE SIDE	1

Center Frame Assembly 8550-43'-48'

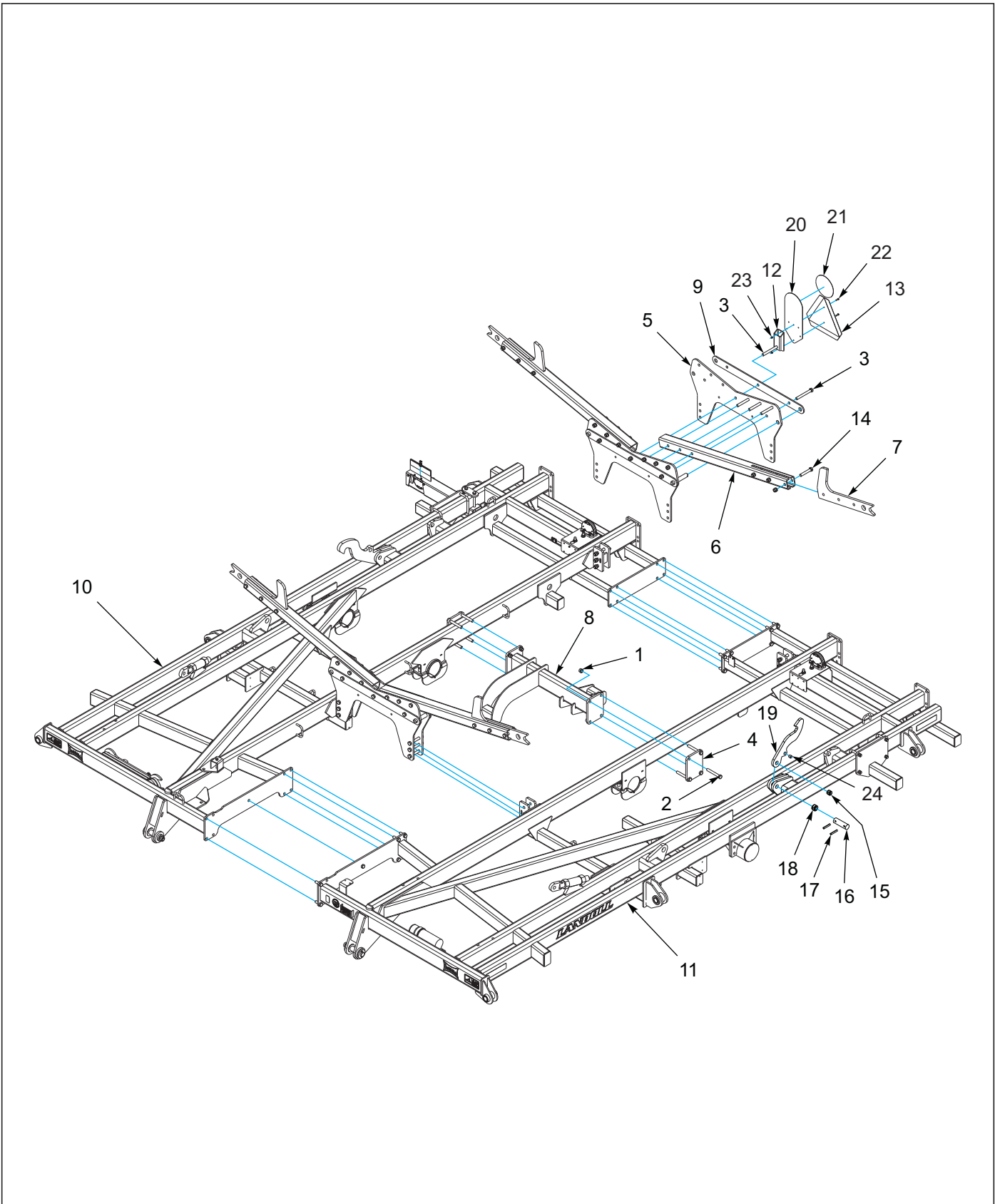


Figure 1-2: Center Frame Assembly 8550-43'-48'

Center Frame Assembly 8550-43'-48'

ITEM	PART NUMBER	DESCRIPTION	QTY.
1	1-512-010005-15	NUT,HEX,SLFLKG GRB 3/4-10	59
2	1-654-010061-16	SCREW 3/4-10UNCX5-1/2 HXCP G5	32
3	100855	SCREW, HHCS,3/4-10X6-1/2 GR5	6
4	176772	PLATE, HINGE BASE	2
5	187122	PLATE, FOLD ANCHOR	4
6	187123	WING STABILIZER	4
7	187126	WING LOCK	4
8	187142	MOUNT, CENTER SHANKS	1
9	188535	PLATE, FOLD ANCHOR	4
10	184722	FRAME, CENTER RIGHT WLDMT	1
11	184723	FRAME, CENTER LEFT WLDMT	1
12	191984	MOUNT, SMV	1
13	70260977	SMV EMBLEM	1
14	W908406-4	SCR 3/4-10X4-1/2 HEX HD CAP	12
15	2-150-010008	BUSHING, STEEL 1-1/4OD X 1ID X 1	2
16	147755	ROLL PIN	2
17	111789	ROLL PIN	2
18	2-150-010174	BUSHING, STEEL 1-5/8 X 1-1/4 X 1	2
19	165283	LOCK, TRANSPORT	1
20	224590	MOUNT, SIS DECAL	1
21	224589	DECAL, SIS 20 MILE/H	1
22	1-654-010047-06	SCREW,HX CP 1/4-20UNCX1 GR5	2
23	1-512-010005-01	NUT,HEX,SLFLKG GRB 1/4-20	2
24	2-150-010008	BUSHING 1-1/4ODX1IDX1 STEEL	2

Center Lift Assembly

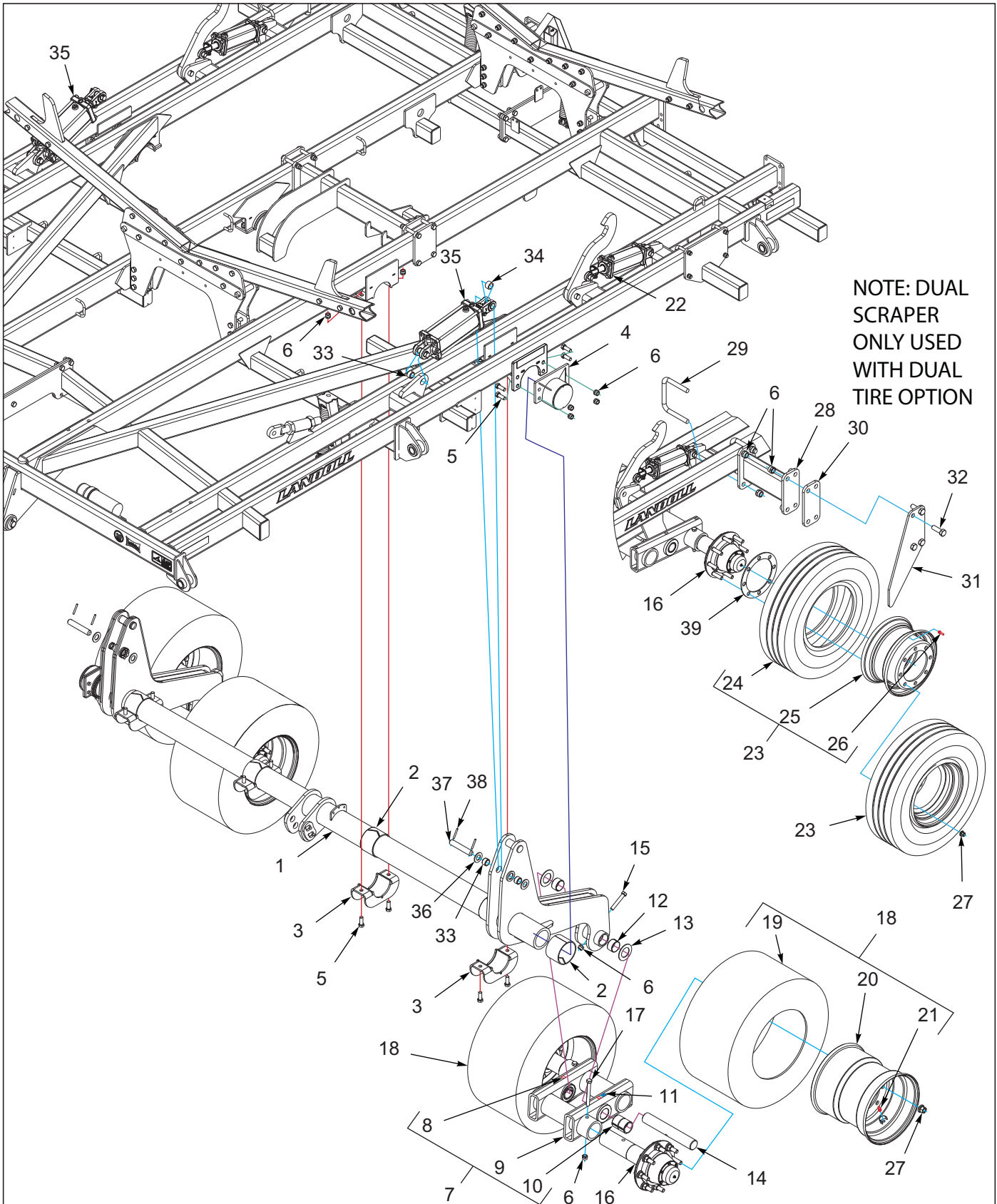


Figure 1-3: Center Lift Assembly

Center Lift Assembly

ITEM	PART NUMBER	DESCRIPTION	QTY.
1	193161	LIFT, CENTER WLDMT	1
2	140519	BEARING, UHMW 4IN	6
3	141234	WLDMT, BEARING CAP LIFT	4
4	141209	BEARING CAP, LIFT WLDMT	2
5	1-654-010061-05	SCREW, HHC, 3/4-10UNCX2, GR5, ZP	16
6	1-512-010005-15	NUT, HEX, SLFLKG GRB 3/4-10	44
7	163696	WALKING TANDEM 4" SP WLDMT	2
8	171024	FITTING, GREASE 5/16-24 STR	8
9	163696	WALKING TANDEM 4" SP WLDMT	2
10	165286	BUSHING SPRING 3X2-1/2X4	4
11	2-573-010330-02	DECAL, LUBRICATION 10 HOURS	2
12	198351	CONNEX, 2-3/4 X 2-1/2 X 1-1/2L	4
13	164563	WASHER, THRUST 2-1/2	4
14	164501	SPINDLE, WALKING BEAM	2
15	126108	SCREW HX CP 3/4-10X4-1/2 GR8	2
16	191974	HUB/SPINDLE ASSY, 4" W/ZERK (SEE PAGE 1-7)	4
17	100855	SCREW, HHCS, 3/4-10X6-1/2 GR5	4
18	204387	TIRE & WHEEL ASSY, 480/45R17	4
19	204386	TIRE, BKT VF 480/45R17	4
20	193091	WHEEL, 8 BOLT	4
21	TR575	VALVE STEM TUBELESS TIRE	4
22	145203	CYLINDER 3-1/2 X 8 REPHASE (SEE PAGE 7-3)	2
23	223600	TIRE ASSY 265/70R19.5 FIRESTONE-8 (INCLUDES ITEMS 24-26)	8
24	223586	TIRE, VF265/70R19.5 FIRESTONE	8
25	223599	WHL DISC PILOT MT 19.5X7.50 8B	8
26	TR416	VALVE STEM TUBELESS TIRE	8
27	179933	NUT, HEX M22X1.5	32
28	228230	MOUNT, SCRAPER 13-3/4 L WLDMT	4
29	1K808	U-BOLT .675 DIA X 4-3/4 X 6-13/16	8
30	170209P	PLATE, SCRAPER - PAINTED (1/2" THICK)	4
30	236072	PLATE, SPACER (1/4" THICK)	4
31	170213	SCRAPER, DUAL TIRE	4
32	1-654-010061-06	SCREW, HXCP, 3/4-10UNCX2-1/4GR5	16
33	2-150-010174	BUSHING, 1-5/8 X 1-1/4 X 1	6
34	190987	SPACER, 1-1/4 X 1 LONG	2
35	213770	CYL, 5 X 10, REPHASE 2-1/4 ROD (SEE PAGE 7-14)	2
36	116100	WASHER 1-1/4 NAR FL ZP/CD	4
37	170291	PIN, 1-1/4 X 7	2
38	1-647-010004240	PIN, SPRING, SLOTTED, 5/16 X 2-1/2	4

Hub/Spindle Assembly

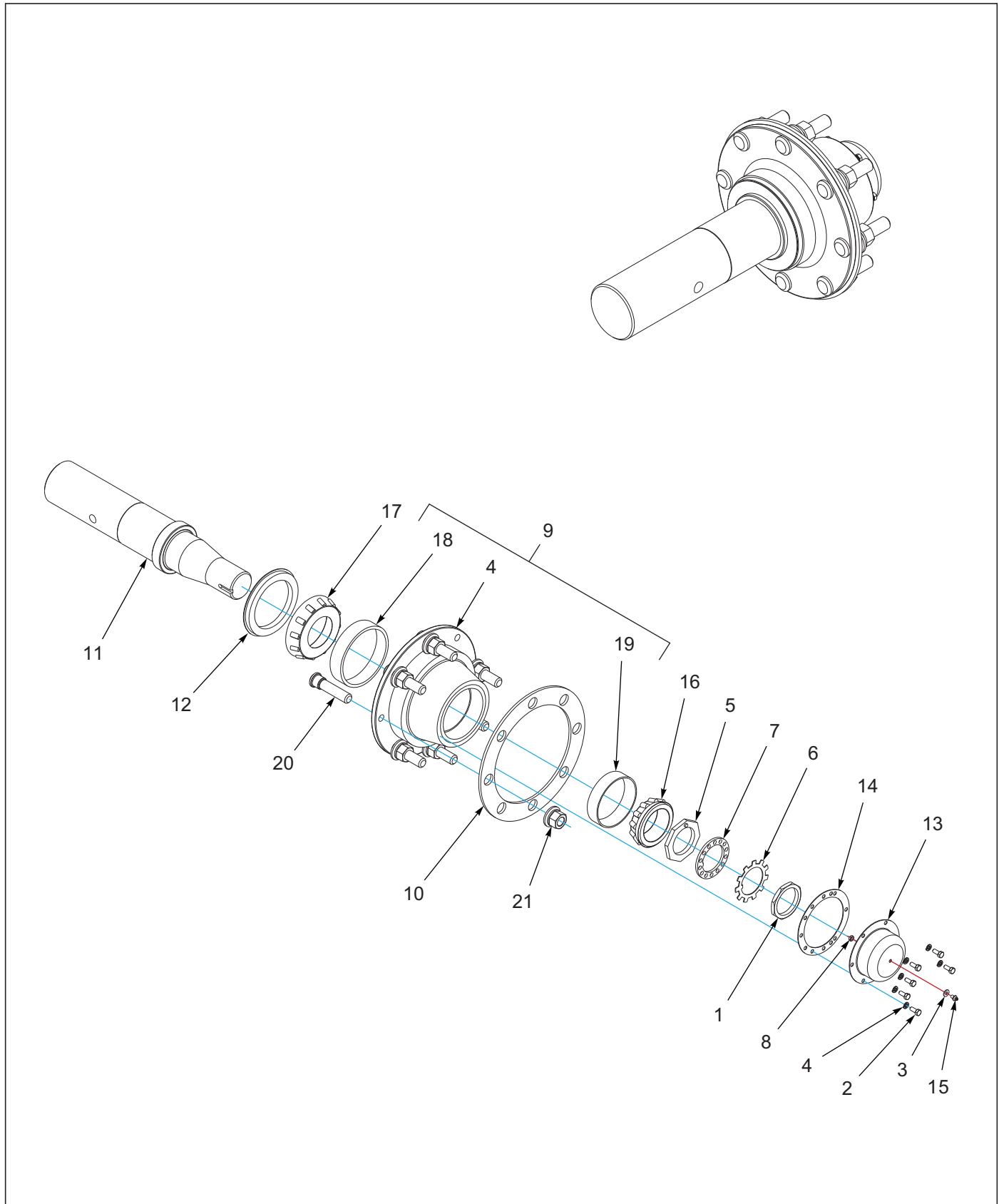


Figure 1-4: Hub/Spindle Assembly

Hub/Spindle Assembly

ITEM	PART NUMBER	DESCRIPTION	QTY.
--	191974	HUB/SPINDLE ASSY, 4" W/ZERK	
1	006-115-00	NUT OUTER, SPINDLE, DEXTER	1
2	1-654-010049-03	SCREW HX CP 5/16-18UNCX3/4GR5	1
3	1-861-010032-06	WASHER, FLAT 1/4 N ZP/CD	1
4	1-861-010034-10	WASHER,LKG 5/16	6
5	103103-002	INNER SPIN NUT	1
6	105106	STAR L/W	1
7	105107	LOCK WASHER	1
8	1404013	NUT JAM HEX HD GR 5 1/4-28	1
9	164557	HUB W/CUPS, 8 BOLT	1
10	167586	SPACER, WHEEL	1
11	167649	ASSY, 4" SPINDLE-SLEEVE	1
12	184769	SEAL, PURGABLE 6 OD X 4-5/8 ID	1
13	191976	HUBCAP W/ 1/4 HOLE	1
14	3067	GASKET HUB	1
15	5013	ZERK, FITTING 1/4-28SAEX11/16	1
16	HM212049	OUTER BRG A19S	1
17	HM218248	INNER BEARING	1
18	HM218210	BEARING CUP,INNER-DEXTERD225K	1
19	HM212011	OUTER CUP	1
20	101162	STUD - DISC PILOT HOLE WHL	8
21	179933	NUT, HEX M22X1.5	8

Frames Wing

Wing Frame Assembly 8550-38'

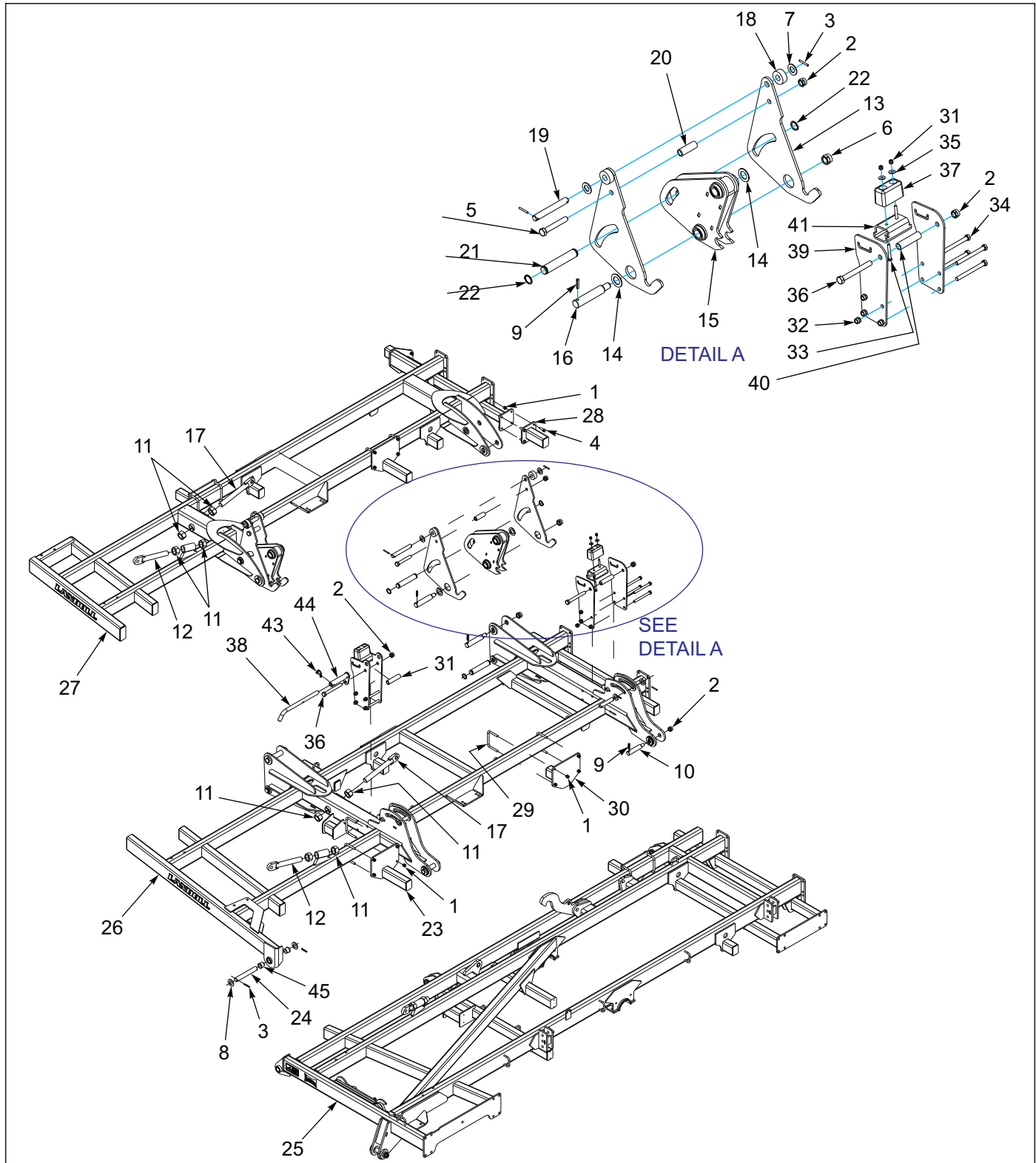


Figure 2-1: Wing Frame Assembly 8550-38'

Wing Frame Assembly 8550-38'

ITEM	PART NUMBER	DESCRIPTION	QTY.
1	1-512-010005-13	NUT,HEX SLFLKG GRB 5/8-11	24
2	1-512-010005-19	NUT 1-8 HEX SLF-LOCKING GRB	4
3	1-647-010004240	PIN,SPRING,SLOTTED,5/16X2-1/2	14
4	1-654-010059-05	SCREW,HEX CAP,5/8-11UNCX2 GR5	8
5	100829	SCREW,HEX CAP,1-8X6-1/2,GR5	2
6	101385	NUT,HEX SLFLKG,1-1/4-7 GRB	4
7	116100	WASHER 1-1/4 NAR FL ZP/CD	8
8	141266	WASHER, THRUST 1-1/2	6
9	144115	PIN, GROOVED ALLOY 1/2X2-1/4	6
10	144493	PIN, HITCH	2
11	159954	NUT HEX 1-3/4-5UNC GR2	8
12	159955	ROD, CYLINDER ANCHOR	2
13	164490	LINK, FOLD	4
14	164539	WASHER THRUST 1-3/4	4
15	164540	HINGE ASSY	2
16	164541	PIN, HINGE	4
17	164546	ROD, CYLINDER ANCHOR 1-1/4	2
18	164564	ROLLER, WING FOLD	4
19	164565	PIN, FOLD	2
20	165295	SPACER, WING FOLD, 4-3/8" LONG	2
21	167593	PIN 1-3/4 W/SNAP RING	4
22	167594	SNAP RING, 1-3/4 SHAFT	8
23	182391	EXTENSION, SHANK 12"	3
24	183966	PIN, 1-1/2 X 10-1/2	1
25	184722	FRAME, CENTER RIGHT WLDMT	1
26	184724	FRAME, INNER WING RIGHT 38 (SHOWN)	1
26	184725	FRAME, INNER WING LEFT 38 WLD	1
27	184726	FRAME, OUTER WING RIGHT 38 (SHOWN)	1
27	184727	FRAME, OUTER WING LEFT 38 WLD	1
28	188593	EXTENSION, ONE SHANK	2
29	189433	U-BOLT, 5/8X6-11/16X4-1/2	8
30	193182	EXTENSION, SHANK 9"	1
31	1-512-010005-09	NUT,HEX,SLFLKG, 1/2-13 GRB	4
32	1-512-010005-15	NUT,HEX,SLFLKG GRB 3/4-10	8
33	1-654-010055-11	SCREW,HX CP 1/2-13UNCX3-1/2	4
34	1-654-010061-21	SCREW,HX CP,3/4-10UNCX8	8
35	1-861-010032-15	WASHER, FLAT 1/2 W ZP/CD	4
36	114616	SCREW,HHC,1-8UNCX8-1/2,GR5	2
37	128874	BUMPER RUBBER 6X3X3-1/2	2
38	160656	PIN, WING LOCK	1
39	163719	MOUNT WING STABILIZER REAR	2
40	164555	SPACER WING STABILIZER, 6" LONG	2
41	166629	MOUNT, WING REST, 49'	2
42	170291	PIN, 1-1/4 X 7	4
43	183749	PIN, TAB LOCK-3/8 X 1-1/2	1
44	188587	MOUNT, LOCK	1
45	140599	BEARING, FLANGE 1-1/2	2

Wing Frame Assembly 8550-43'-48'

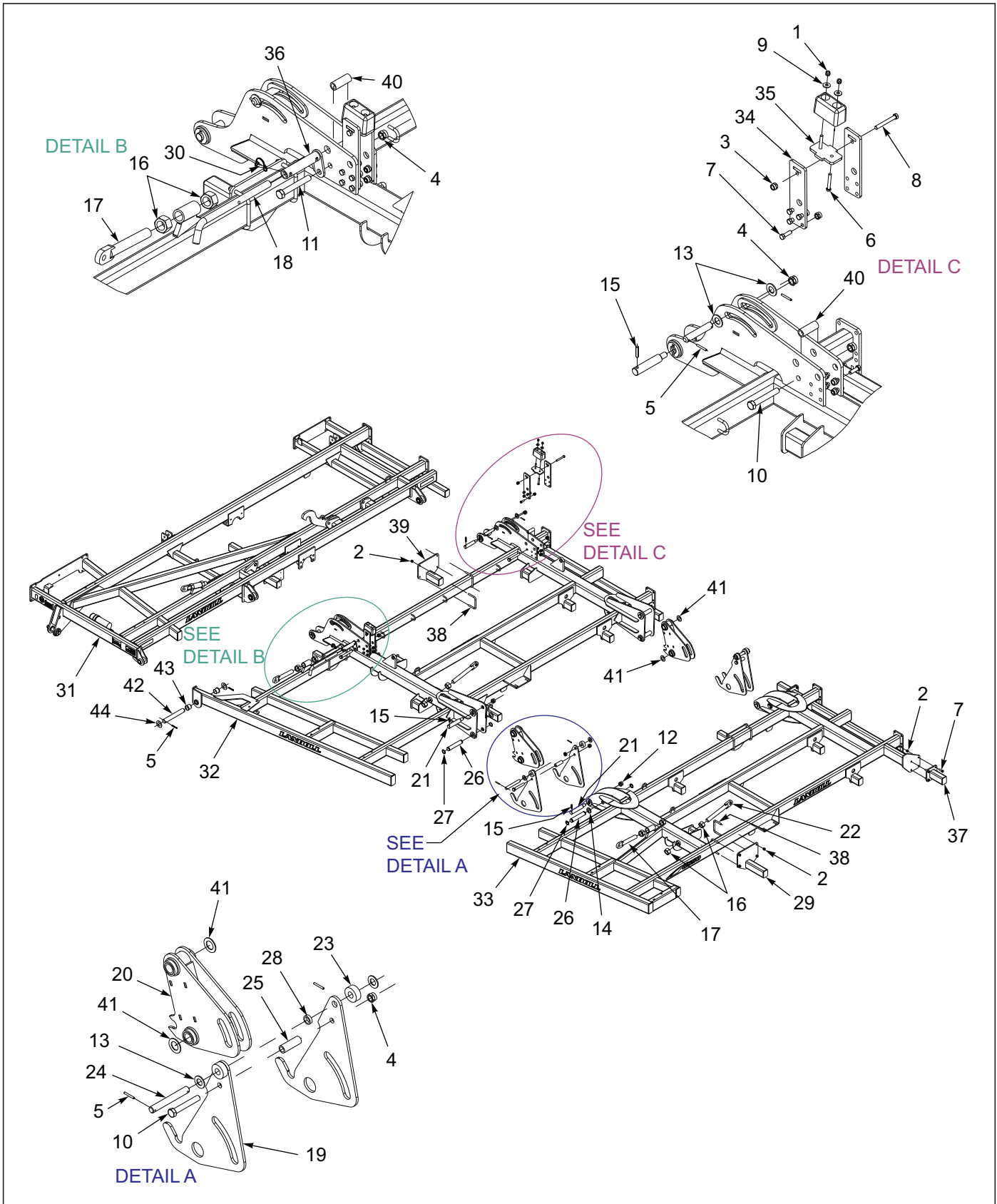


Figure 2-2: Wing Frame Assembly 8550-43'-48'

Wing Frame Assembly 8550-43'-48'

ITEM	PART NUMBER	DESCRIPTION	QTY.
1	1-512-010005-09	NUT,HEX,SLFLKG, 1/2-13 GRB	4
2	1-512-010005-13	NUT,HEX SLFLKG GRB 5/8-11	28
3	1-512-010005-15	NUT,HEX,SLFLKG GRB 3/4-10	18
4	1-512-010005-19	NUT 1-8 HEX SLF-LOCKING GRB	7
5	1-647-010004240	PIN,SPRING,SLOTTED,5/16X2-1/2	10
6	1-654-010055-11	SCREW,HX CP 1/2-13UNCX3-1/2	4
7	1-654-010059-05	SCREW,HEX CAP,5/8-11UNCX2 GR5	28
8	1-654-010059-15	SCREW,HEX CAP,5/8-11UNCX5 GR5	2
9	1-861-010032-15	WASHER, FLAT 1/2 W ZP/CD	4
10	100829	SCREW,HEX CAP,1-8X6-1/2,GR5	3
11	100830	SCREW,HEX CAP,1-8X7,GR5	2
12	101385	NUT,HEX SLFLKG,1-1/4-7 GRB	4
13	116100	WASHER 1-1/4 NAR FL ZP/CD	8
14	141154	WASHER GANG SHAFT	4
15	144115	PIN, GROOVED ALLOY 1/2X2-1/4	7
16	159954	NUT HEX 1-3/4-5UNC GR2	10
17	159955	ROD, CYLINDER ANCHOR	3
18	160656	PIN, WING LOCK	1
19	164490	LINK, FOLD	4
20	164540	HINGE ASSY	4
21	164541	PIN, HINGE	4
22	164546	ROD, CYLINDER ANCHOR 1-1/4	2
23	164564	ROLLER, WING FOLD	4
24	164565	PIN, FOLD	2
25	165295	SPACER, WING FOLD, 4-3/8" LONG	2
26	167593	PIN 1-3/4 W/SNAP RING	4
27	167594	SNAP RING, 1-3/4 SHAFT	8
28	173018	SPACER, WING FOLD, 1/2" WIDE	4
29	182391	EXTENSION, SHANK 12"	3
30	183749	PIN, TAB LOCK-3/8 X 1-1/2	1
31	184723	FRAME, CENTER LEFT	1
32	184728	FRAME, INNER WING RIGHT 43 WLD	1
32	184729	FRAME, INNER WING LEFT 43 WLD	1
32	184732	FRAME, INNER WING RIGHT 48 WLD	1
32	184733	FRAME, INNER WING LEFT 48 (SHOWN)	1
33	184730	FRAME, OUTER WING RIGHT 43 WLD	1
33	184731	FRAME, OUTER WING LEFT 43 WLD	1
33	184734	FRAME, OUTER WING RIGHT 48 WLD	1
33	184735	FRAME, OUTER WING LEFT 48 (SHOWN)	1
34	187124	WING, STOP SUPPORT	4
35	187125	WING, STOP	2
36	188586	ASSY, WING LOCK W/PIN	1
37	188593	EXTENSION, ONE SHANK	2
38	189433	U-BOLT, 5/8X6-11/16X4-1/2	8
39	193182	EXTENSION, SHANK 9"	1

Wing Frame Assembly 8550-43'-48'

ITEM	PART NUMBER	DESCRIPTION	QTY.
40	188648	BUSHING, WING FOLD, 4" LONG	2
41	164539	WASHER, THRUST 1-3/4	4
42	183966	PIN, 1-1/2 X 10-1/2	1
43	140599	BEARING, FLANGE 1-1/2	2
44	141266	WASHER, THRUST 1-1/2	6

Wing Lift Assembly

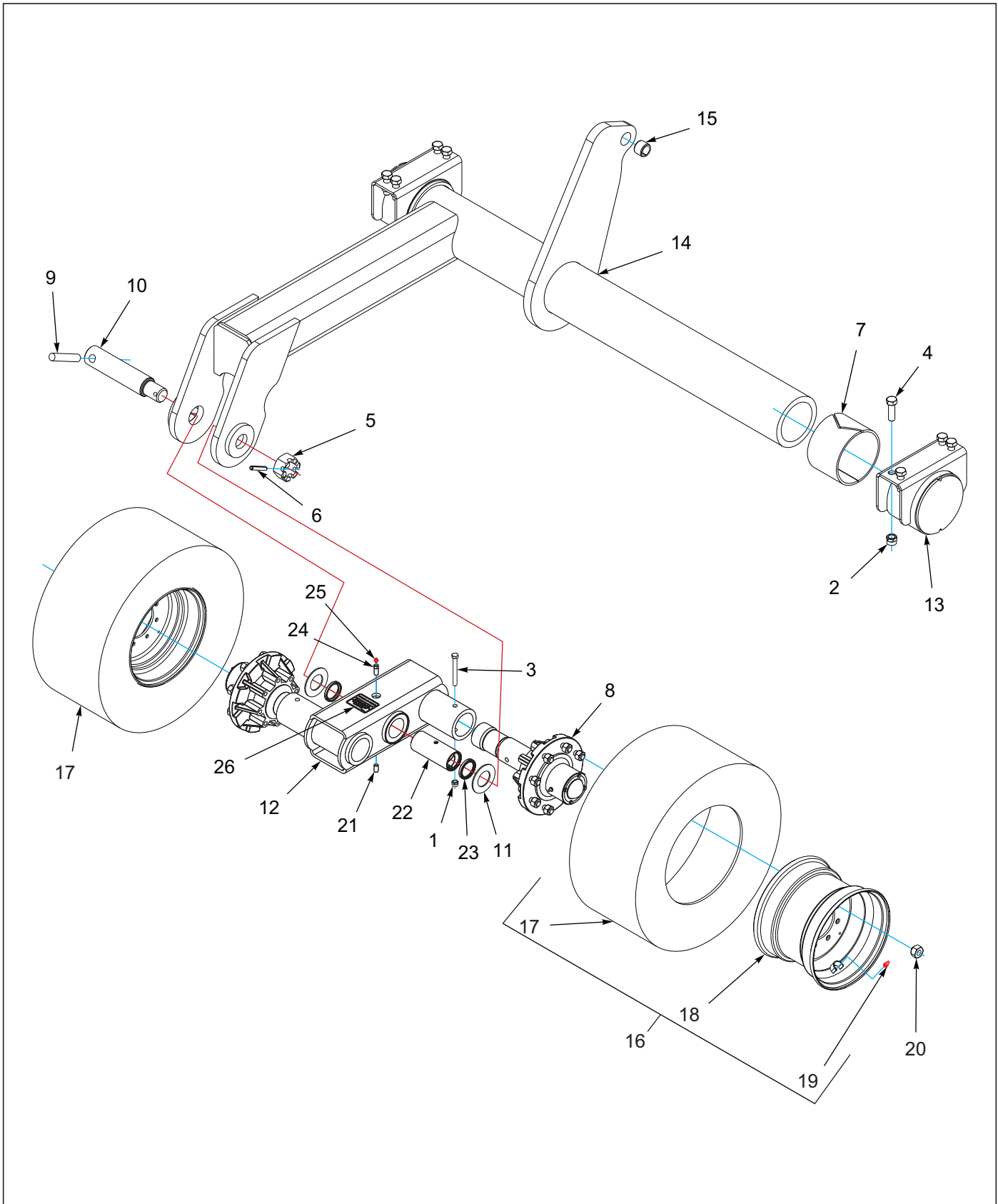


Figure 2-3: Wing Lift Assembly

Wing Lift Assembly

ITEM	PART NUMBER	DESCRIPTION	QTY.	
--	----	INNER WING LIFT ASSEMBLY (AFTER NOVEMBER 2017)	*	
--	----	OUTER WING LIFT ASSEMBLY (AFTER NOVEMBER 2017)	*	
1	1-512-010005-09	NUT,HEX,SLFLKG, 1/2-13 GRB	4	4
2	1-512-010005-13	NUT,HEX SLFLKG GRB 5/8-11	17	17
3	1-654-010055-15	SCR, HX CP, 1/2-13UNCX5 GR5	4	4
4	1-654-010059-05	SCREW,HEX CAP,5/8-11UNCX2 GR5	16	16
5	119118	NUT 1-1/2-12UNF HEX SLOTTEDZP	2	2
6	127712	PIN SPRING SLOTTED 3/8X2-1/4	2	2
7	140519	BEARING, UHMW 4IN	10	10
8	223440	ASSY, 8 BOLT HUB & SPINDLE (SEE PAGE 2-11)	4	4
9	156992	PIN, WALKING BEAM SPINDLE	2	2
10	207849	SPINDLE WALKING BEAM 2"	2	2
11	171070	WASHER, THRUST 2	4	4
12	210316	WALKING BEAM ASSY, 3" (6" WIDE)	2	2
12	198344	WALKING BEAM ASSY 3" (6" WIDE) (8550-38' OUTER WING ONLY)	3	3
13	179655	BEARING CAP, LIFT	4	4
14	190944	LIFT, WING RIGHT (38')	--	1
14	190945	LIFT, WING LEFT (38')	--	1
14	210320	LIFT, WING RIGHT (38'-43')	1	1
14	210321	LIFT, WING LEFT (38'-43')	1	1
14	210322	LIFT, WING RIGHT (48')	1	1
14	210323	LIFT, WING LEFT (48')	1	1
15	2-150-010174	BUSHING,1-5/8X1-1/4X1	2	2
16	215351	TIRE&WHL ASSY, VF410/50R16.5 (INCLUDES ITEMS 17-19)	2	2
17	215352	TIRE, VF410/50R16.5	2	2
18	157001	WHEEL, 8 BOLT	2	2
19	TR575	VALVE STEM, TUBELESS TIRE	2	2
20	102600	NUT, WHEEL BOLT, 5/8-18	16	16
21	15G816ER	SCREW SET SOC HD CPPT.5-13X1	1	1
22	228187	ASSY, PIVOT 2 X 4 CONNEX (8550-38' OUTER WING ONLY)	1	1
22	228188	ASSY, PIVOT 2 X 6 CONNEX	1	1
23	198322	SEAL, V17, DOUBLE LIP 2"	2	2
24	212046	SCREW, SET FOR ZERK	1	1
25	1-298-010001-1	ZERK FITTING 1/4 SAE	1	1
26	215341	DECAL, GREASE WALKER	1	1

Hub/Spindle Assembly 156972

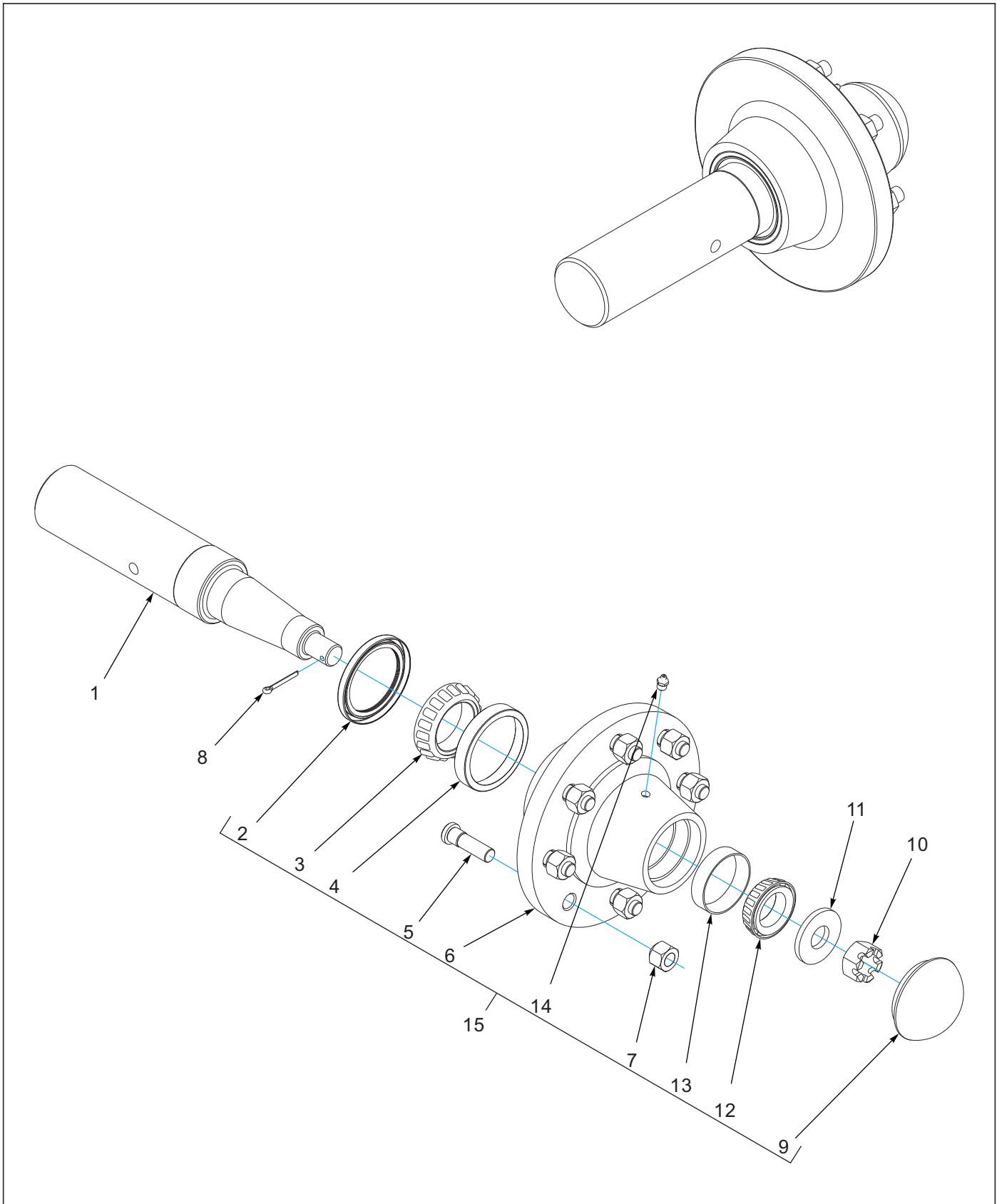


Figure 2-4: Hub/Spindle Assembly 156972

Hub/Spindle Assembly 156972

ITEM	PART NUMBER	DESCRIPTION	QTY.
--	156972	HUB & SPINDLE ASSY, 8 BOLT (BEFORE 2-1-2020)	
1	156973	SPINDLE 3 X 16-1/2	1
2	159970	SEAL,TRIPLE LIP 4 ODX3 IDX3/8	1
3	156979	CONE BEARING - 387AS	1
4	111962	OUTER BEARING CUP L20HD#382A	1
5	4001060	HUB 75-8 BOLTS 5/8-18 STUD	1
6	156974	HUB W/CUPS, 8 BOLT, 7500LBS (INCLUDES ITEMS 4, 5, 7, 13, 14)	1
7	102600	NUT,WHEEL BOLT, 5/8	8
8	1-557-010362-51	PIN, COTTER 3/16X1-1/2	1
9	102601	HUB CAP, 8-BOLT HUB	1
10	1-516-010001-20	NUT, HX SLOT 1-14	1
11	1-861-010005	WASHER, SPINDLE 1	1
12	102498	BEARING CONE,OUTER, 1.625	1
13	102604	BEARING CUP, OUTER	1
14	5000	ZERK FITTING 1/8NPT	1
15	168859	HUB ASSY, EIGHT BOLT (SERVICE KIT ONLY)	

Hub/Spindle Assembly 223440

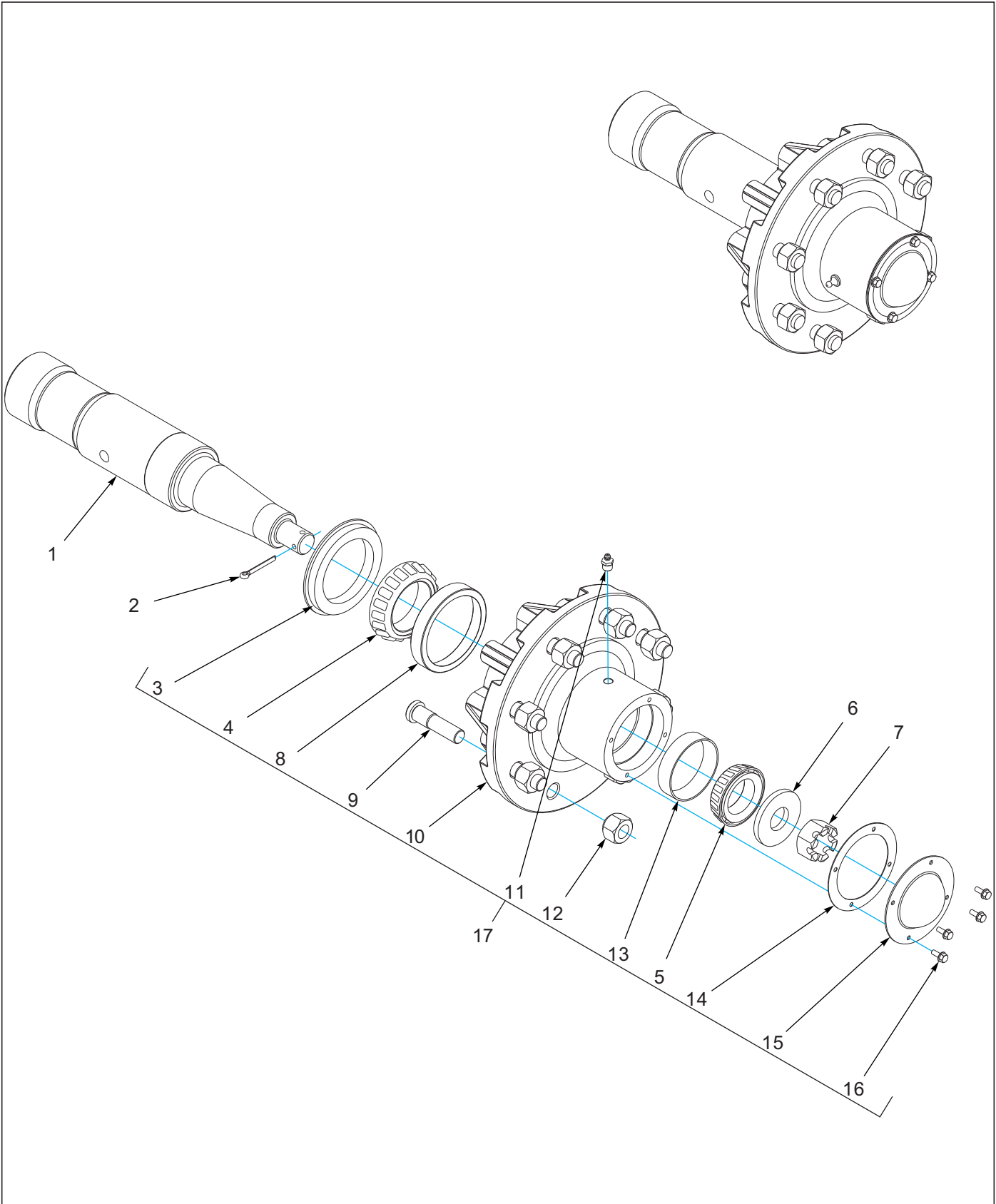


Figure 2-5: Hub/Spindle Assembly 223440

Hub/Spindle Assembly 223440

ITEM	PART NUMBER	DESCRIPTION	QTY.
--	223440	ASSY, 8 BOLT HUB & SPINDLE (AFTER 2-1-2020 NOTE: P/N 223440 WILL REPLACE ALL EXISTING 156972)	
1	156973	SPINDLE 3 X 16-1/2	1
2	1-557-010362-51	PIN, COTTER 3/16X1-1/2	1
3	159970	SEAL, TRIPLE LIP 4 ODX3 IDX3/8 (BEFORE JANUARY 2021)	1
3	193089	SEAL, PURGABLE 4 OD X 3 ID (AFTER JANUARY 2021) (REPLACES ALL 159970)	1
4	156979	CONE BEARING - 387AS	1
5	102498	BEARING CONE, OUTER, 1.625	1
6	1-861-010005	WASHER, SPINDLE 1	1
7	1-516-010001-20	NUT, HX SLOT 1-14	1
8	111962	OUTER BEARING CUP L20HD#382A	1
9	4001060	HUB 75-8 BOLTS 5/8-18 STUD	8
10	223435	HUB ASSY W/ CUPS, GASKET, CAP (INCLUDES ITEMS 8, 9, 11-16)	1
11	5000	ZERK FITTING 1/8NPT	1
12	102600	NUT, WHEEL BOLT, 5/8	8
13	102604	BEARING CUP, OUTER	1
14	223439	GASKET, DUST CAP	1
15	223437	DUST CAP, BOLT ON	1
16	223438	SCREW, 10-32X1/2 HEX FLANGE	4
17	168859	HUB ASSY, EIGHT BOLT (SERVICE KIT ONLY)	

Hitch Assemblies

Hitch & Leveling Assembly

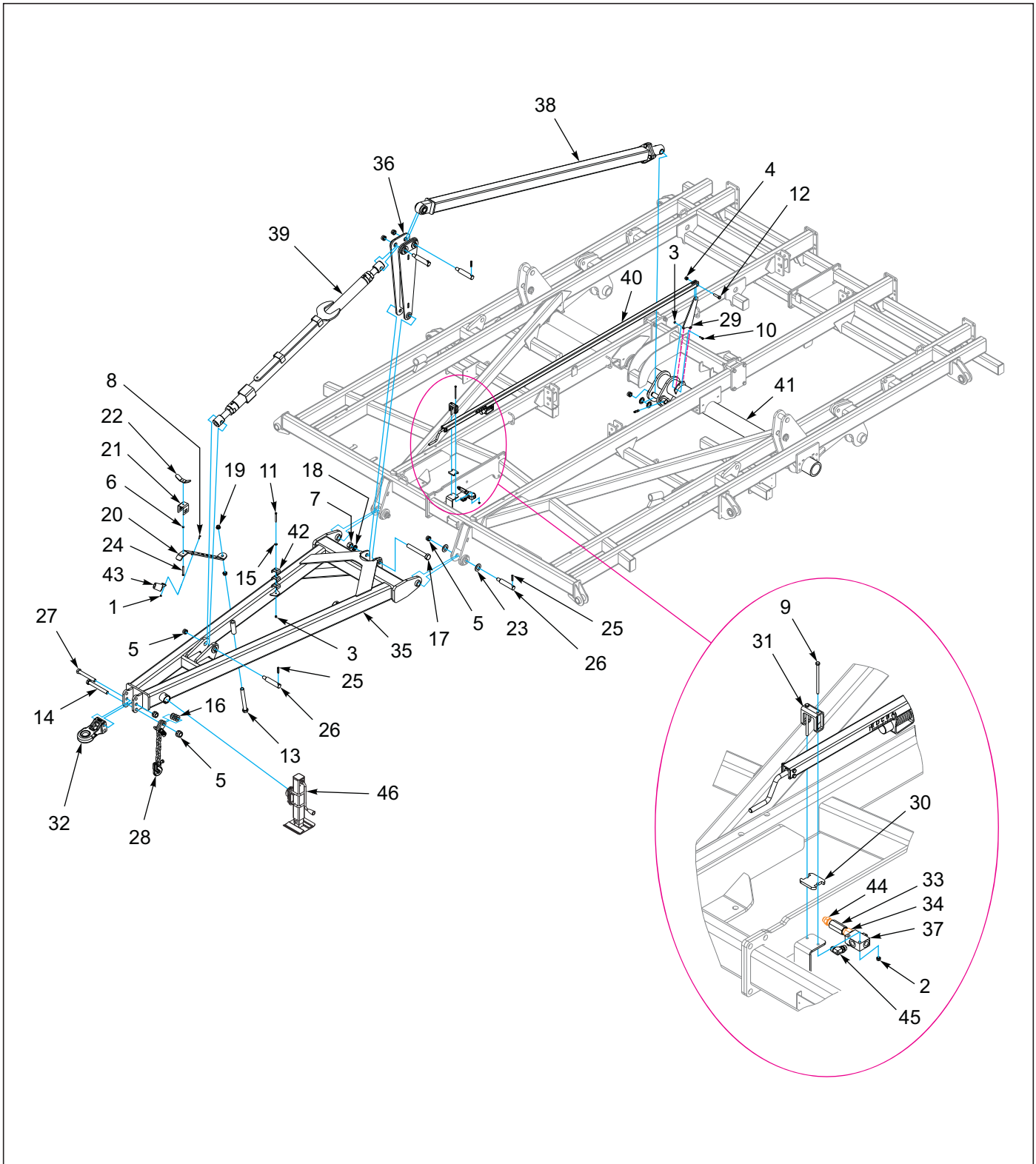


Figure 3-1: Hitch & Leveling Assembly

Hitch & Leveling Assembly

ITEM	PART NUMBER	DESCRIPTION	QTY.
1	1-512-010005-01	NUT,HEX,SLFLKG GRB 1/4-20	2
2	1-512-010005-03	NUT HEX SLFLKG GRB 5/16-18	2
3	1-512-010005-05	NUT, HEX, SLFLKG GRB 3/8-16	3
4	1-512-010005-13	NUT,HEX SLFLKG GRB 5/8-11	1
5	1-512-010005-19	NUT 1-8 HEX SLF-LOCKING GRB	7
6	1-512-010007-07	NUT, HEX 3/8-16 ZP	1
7	1-512-010007-16	NUT,HEX 1-1/4-7, ZP	1
8	1-654-010047-06	SCREW,HX CP 1/4-20UNCX1 GR5	2
9	1-654-010049-19	SCREW,HEX CP,5/16-18UNCX5 GR5	2
10	1-654-010051-06	SCREW,HEX CAP 3/8-16UNCX1-1/4	2
11	1-654-010051-15	SCREW HXCP 3/8-16UNCX3-1/2 G5	1
12	1-654-010059-07	SCREW HX CP 5/8-11UNCX2-1/2G5	1
13	1-654-010061-19	SCREW,HX CP 3/4-10UNCX7 GR5	1
14	172581	SCREW HX CP 1-8UNCX9-1/2G8ZP	1
15	1-861-010032-11	WASHER, FLAT 3/8 W ZP/CD	1
16	1-861-010032-24	WASHER FL 1IN NARROW ZP	3
17	100808	SCREW CP HXHD 1-1/4-7X9-1/2G8	1
18	100825	WASHER, LKG, HLCL SPR 1-1/4	1
19	103841	NUT,FLG,LNK,SERRATED 3/4-10UNC	2
20	141246	BRACKET, HOSE HOLDER	1
21	141247	CLAMP, HOSE HOLDER	1
22	141249	WING NUT, HOSE HOLDER	1
23	141266	WASHER, THRUST 1-1/2	4
24	141807	SCREW 3/8-16UNCX3-1/2 ALLTHRD	1
25	144115	PIN, GROOVED ALLOY 1/2X2-1/4	5
26	144493	PIN, HITCH	5
27	153696	BOLT, HITCH CLEVIS	2
28	193183	SAFETY CHAIN, 61,000 LB	1
29	164124	MOUNT, DEPTH CONTROL	1
30	165257	PAD, SLIDE	1
31	165265	GUIDE, DEPTH STOP	1
32	189451	HITCH, BALL CAT IV, 3-HOLE((SEE PAGE 3-3))	1
33	181933	VALVE, IN-LINE RES	1
34	181938	ADAPTER, #8MORB X #10FORB	1
35	184775	HITCH	1
36	184780	TOWER, LEVELER-30"	1
37	185660	VALVE, LIMIT	1
38	187151	LEVELER, ASSEMBLY (SEE PAGE 3-5)	1
39	187180	RADIUS ASSY, 2 THRD, 1-1/2 PIN (SEE PAGE 3-7)	1
40	188536	DEPTH STOP ASSY (SEE PAGE 3-6)	1
41	188637	LIFT, CENTER ASM	1
42	2-181-010001	HOSE CLAMP	3
43	2-368-010287	HARNESS, STOR-A-WAY	1
44	202702-10-8S	ADAPTER, #10 O-RING, #8 TUBE	1
45	2062-8-8S	ADAPTER 90, #8 O-RING TUBE	1
46	183967	JACK ASSY, SIDE WIND 10,000 LB (SEE PAGE 3-4)	1

Ball & Clevis Hitches

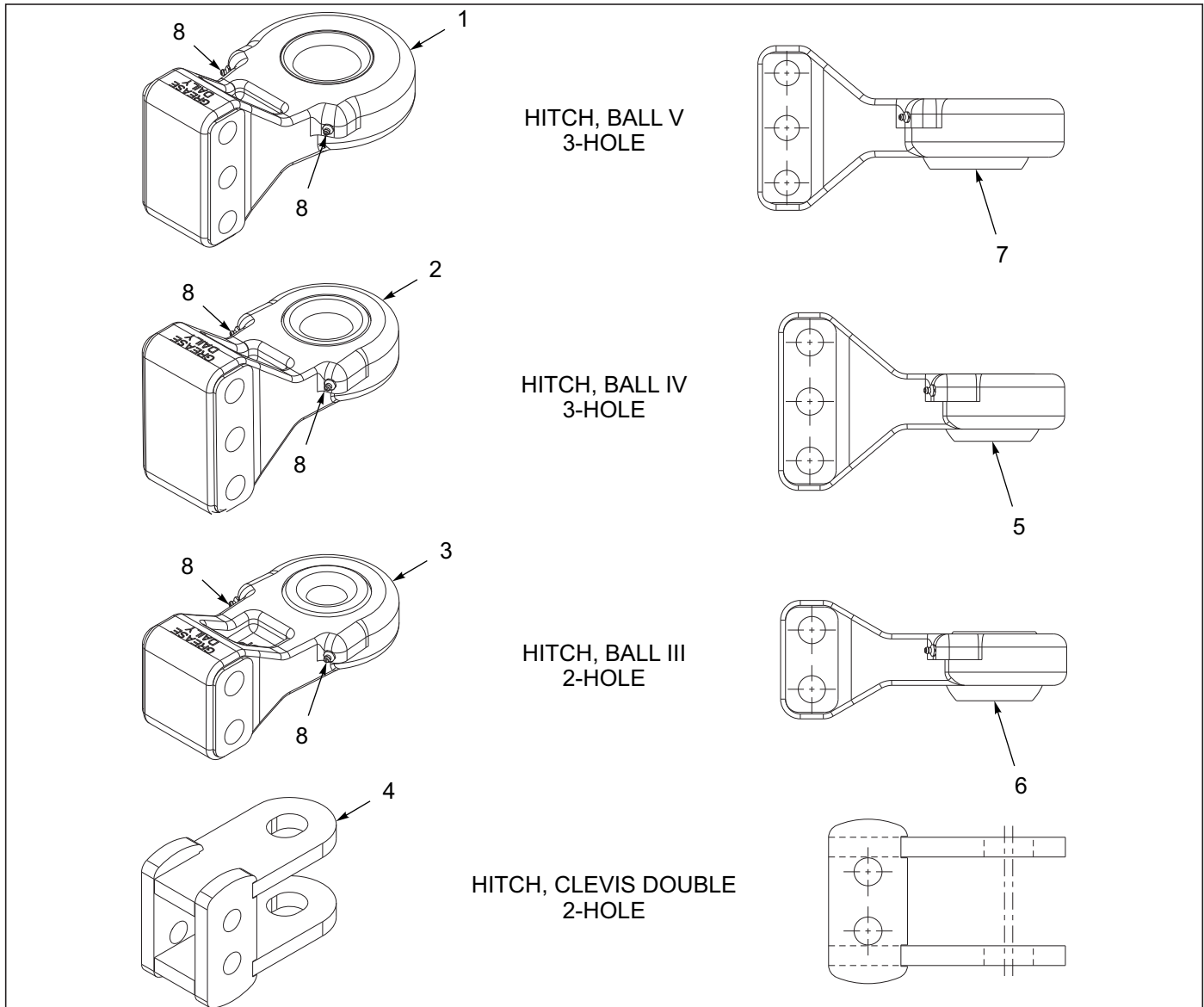


Figure 3-2: Ball & Clevis Hitches

Ball & Clevis Hitches

ITEM	PART NUMBER	DESCRIPTION	QTY.
1	177032	HITCH, BALL CAT V	1
2	189451	HITCH, BALL CAT IV 3-HOLE	1
3	177030	HITCH, BALL CAT III	1
4	161550	HITCH CLEVIS, DOUBLE 1-9/16"	1
5	189454	BUSHING, SPHERICAL 2 ID	1
5	189453	BUSHING, SPHERICAL 1-1/2 ID	1
6	189453	BUSHING, SPHERICAL 1-1/2 ID	1
6	189454	BUSHING, SPHERICAL 2 ID	1
7	189468	BUSHING, SPHERICAL 2-3/4 ID	1
7	189467	BUSHING, SPHERICAL 2 ID	1
8	1-298-010001-1	ZERK FITTING 1/4 SAE	1

10,000 LB. Sidewind Jack Assembly

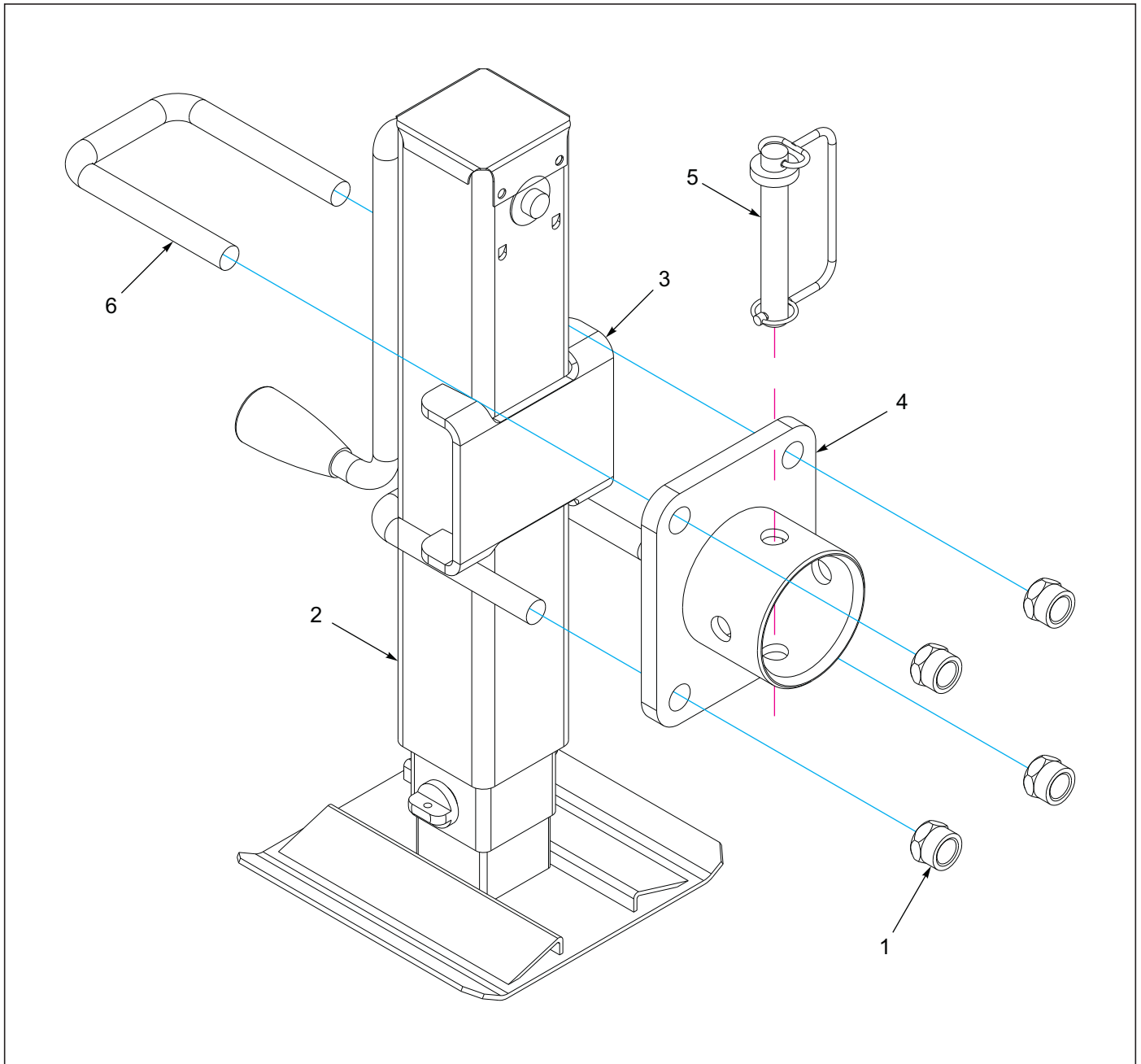


Figure 3-3: 10,000 Lb. Sidewind Jack Assembly

10,000 Lb. Sidewind Jack Assembly

ITEM	PART NUMBER	DESCRIPTION	QTY.
--	183967	JACK, SIDEWIND 10,000 LB	
1	1-512-010005-13	NUT, HEX, SLFLKG, 5/8-11 UNC, GRB	4
2	135421	JACK, 10,000 LBS	1
3	179746	CLAMP PLATE, JACK MOUNT	1
4	183968	MOUNT, JACK	1
5	3-557-010415	PIN, 5/8 W/L	1
6	4J411	U-BOLT, 5/8 X 3 X 5	2

Leveler Assembly

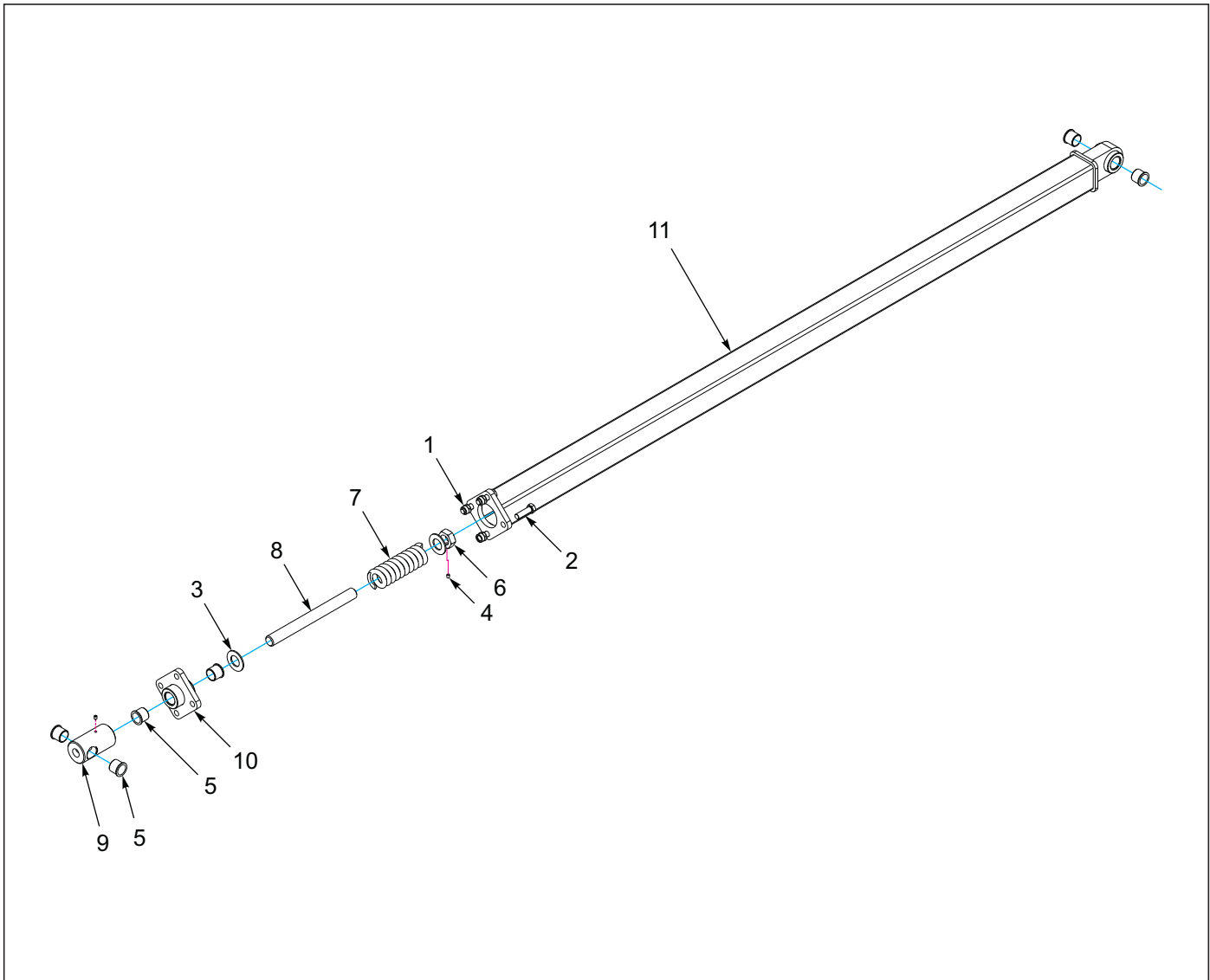


Figure 3-4: Leveler Assembly

Leveler Assembly

ITEM	PART NUMBER	DESCRIPTION	QTY.
--	187151	LEVELER, ASSEMBLY	
1	1-512-010005-15	NUT,HEX,SLFLKG GRB 3/4-10	4
2	1-654-010061-07	SCREW,HX CP 3/4-10UNCX2-1/2G5	4
3	1-861-010032-32	WASHER FLAT ZP/CD 1-1/2	2
4	122709	SCREW,SET,HXSKTCPPT 3/8-16X1/2	2
5	140599	BEARING, FLANGE 1-1/2	6
6	140610	NUT,HEX JAM W/O SET SCREW	1
7	140649	SPRING, LEVELER, BLUE	1
8	149581	ROD, LEVELER SCREW	1
9	149582	PIVOT BLOCK, LEVELER TUBE	1
10	158803	SLIDE, LEVELER	1
11	187152	LEVELER TUBE	1

Depth Stop Tube Assembly

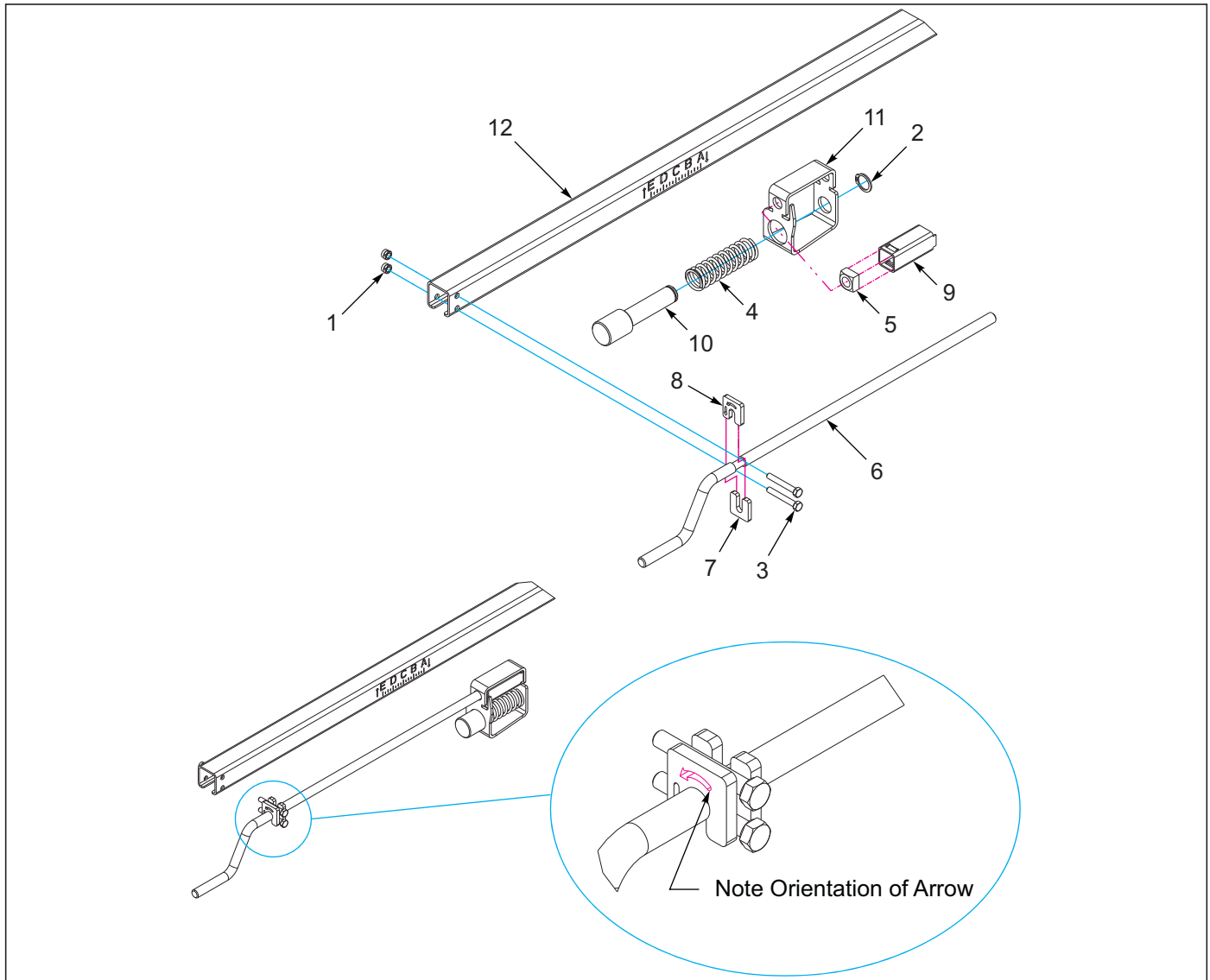


Figure 3-5: Depth Stop Tube Assembly

Depth Stop Tube Assembly

ITEM	PART NUMBER	DESCRIPTION	QTY.
--	180120	DEPTH STOP ASSEMBLY	1
1	1-512-010005-03	NUT, HEX LOCK 5/16-18 GRB	2
2	1-630-010021-03	RING, RETAINING 1 HD	1
3	108628	SCREW, HEX HEAD CAP 5/16-18 X 2-1/4 GR5	2
4	122917	SPRING, COMPRESSION 4-1/2	1
5	144048	NUT, SQUARE 5/8-11 GR5	1
6	165258	HANDLE, DEPTH STOP	1
7	165259	STOP, HANDLE LONG	1
8	165260	STOP, HANDLE SHORT	1
9	166717	SQUARE TUBE, FLOATING	1
10	174708	PIN, DEPTH STOP	1
11	174709	SQUARE TUBE, DEPTH STOP	1
12	188537	SQUARE, TUBE, DEPTH STOP, 127-1/2"	1

Radius Rod Assembly

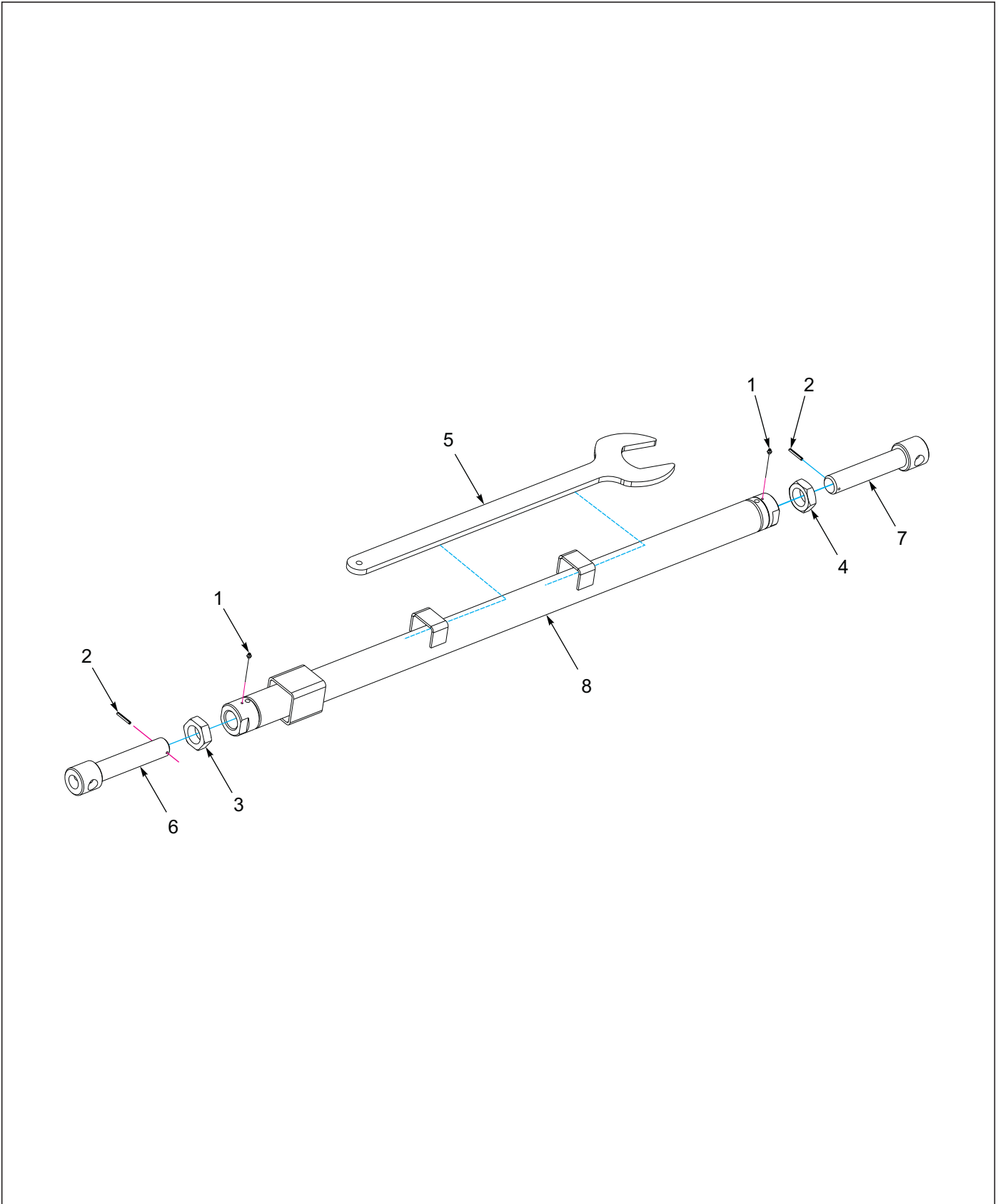


Figure 3-6: Radius Rod Assembly

Radius Rod Assembly

ITEM	PART NUMBER	DESCRIPTION	QTY.
--	187180	RADIUS ASSY, 2 THRD, 1-1/2 PIN	
1	1-298-010001-1	FITTING, GREASE 1/4-28 STR SHORT	2
2	1-647-010004221	ROLL PIN, SLTD, 1/4 X 2	2
3	137931	NUT 2-12, HEX JAM, UNF GR5	1
4	139139	NUT 2-12, HEX JAM, LH THREAD G5	1
5	179763	WRENCH, ADJUSTMENT	1
6	187181	RH ASSY, RADIUS ROD-2 THRD, 1-1/2 PIN	1
7	187182	LH ASSY, RADIUS ROD-2 THRD, 1-1/2 PIN	1
8	183946	HITCH, RADIUS ROD - 2	1

Disc Gang Assemblies

Disc Gang Assembly

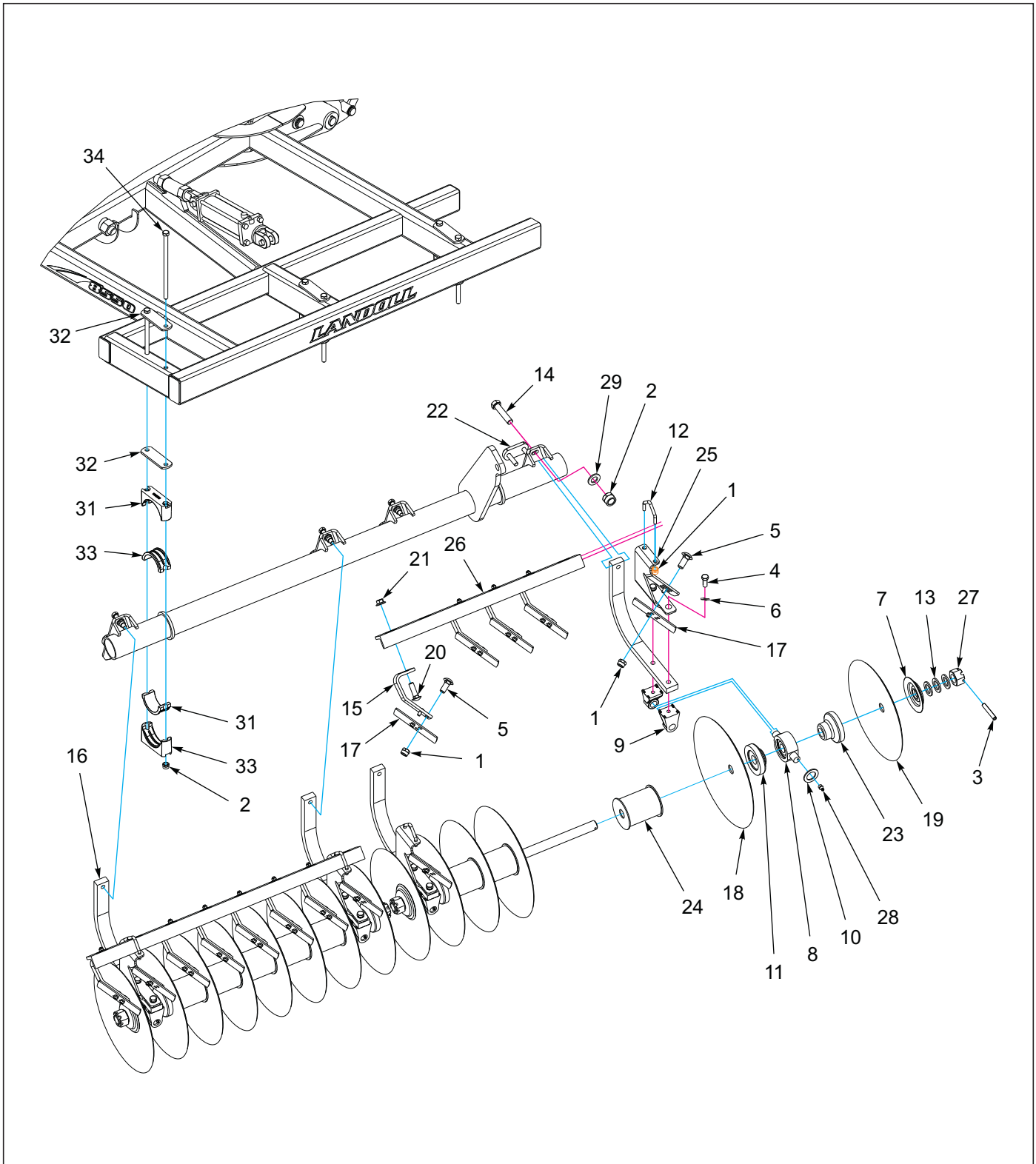


Figure 4-1: Disc Gang Assembly

Disc Gang Assembly

ITEM	PART NUMBER	DESCRIPTION	QTY.
1	1-512-010005-09	NUT,HEX,SLFLKG, 1/2-13 GRB	
2	1-512-010005-15	NUT,HEX,SLFLKG GRB 3/4-10	
3	1-647-010004257	PIN,SPRING,SLOTTED 3/8X2-1/2	
4	1-654-010032-09	SCREW HEX CAP 3/4-10X3 GR8	
5	1-654-010070-02	SCREW 1/2-13X1-1/4 RD HD SQNK	
6	1-861-010034-17	WASHER,LKG,HLCL SPR,3/4	
7	140469	END COLLAR	
7	182401	END COLLAR (USED IN CENTER OF MACHINE ONLY)	
8	140477	BEARING, DISC 1.775 ID ASSY	
9	140479	MOUNT, TRUNNION BEARING	
10	140480	WASHER, TRUNNION	
11	140485	HALF SPOOL, CONCAVE	
12	140487	UBOLT, SCRAPER BAR MOUNT	
13	141154	WASHER GANG SHAFT	
14	141776	SCREWHXCP 3/4-10UNCX3-1/2GR5B	
15	144155	ARM, SCRAPER	
16	148386	SHANK, DISC BEARING, STRAIGHT	
17	151550	SCRAPER, 4"	
18	155617	DISC BLADE,22"X1/4" 1-3/4 ID	
18	155618	DISC BLADE,22"X1/4" 1-3/4 ID, ROLLABLE	
19	155619	DISC BLADE,20"X1/4" 1-3/4 ID	
20	160161	SHAKER BOLT1/2-13X1-3/4 GR8ZP	
21	172509	NUT,1/2-13 WIDE FLNG TOP LCK F	
22	179756	CLAMP PLATE, 2-HOLE	
23	179757	HALF SPOOL, CONVEX 7-1/2 SP	
24	179758	SPOOL WELDMENT, 7-1/2 SP	
25	179761	SCRAPER BAR MOUNT, LEFT	
25	179760	SCRAPER BAR MOUNT, RIGHT	
26	179766	SCRAPER BAR, 7-1/2 SP 6 HOLE	
27	23085	NUT HEX SLOTTED 1 3/4-5	
28	5000	ZERK FITTING 1/8NPT	
29	622-3511-008	WASHER, FLAT 3/4 MIL-CARB SAE	
30	1-512-010005-13	NUT,HEX SLFLKG GRB 5/8-11	
31	188038	BRG HALF, 4-1/2 INSERT	
32	188649	PLATE, CLAMP-6"	
33	2P793	BRG INSERT, 4 1/2 INSERT	
34	149193	SCREW HX CP 3/4-10UNCX15 GR5	
34	167637	SCREW HX CP 3/4 10 UNCX16 GR5 (USED ONLY ON CENTER FRAME)	

Center Gang Lift Assembly

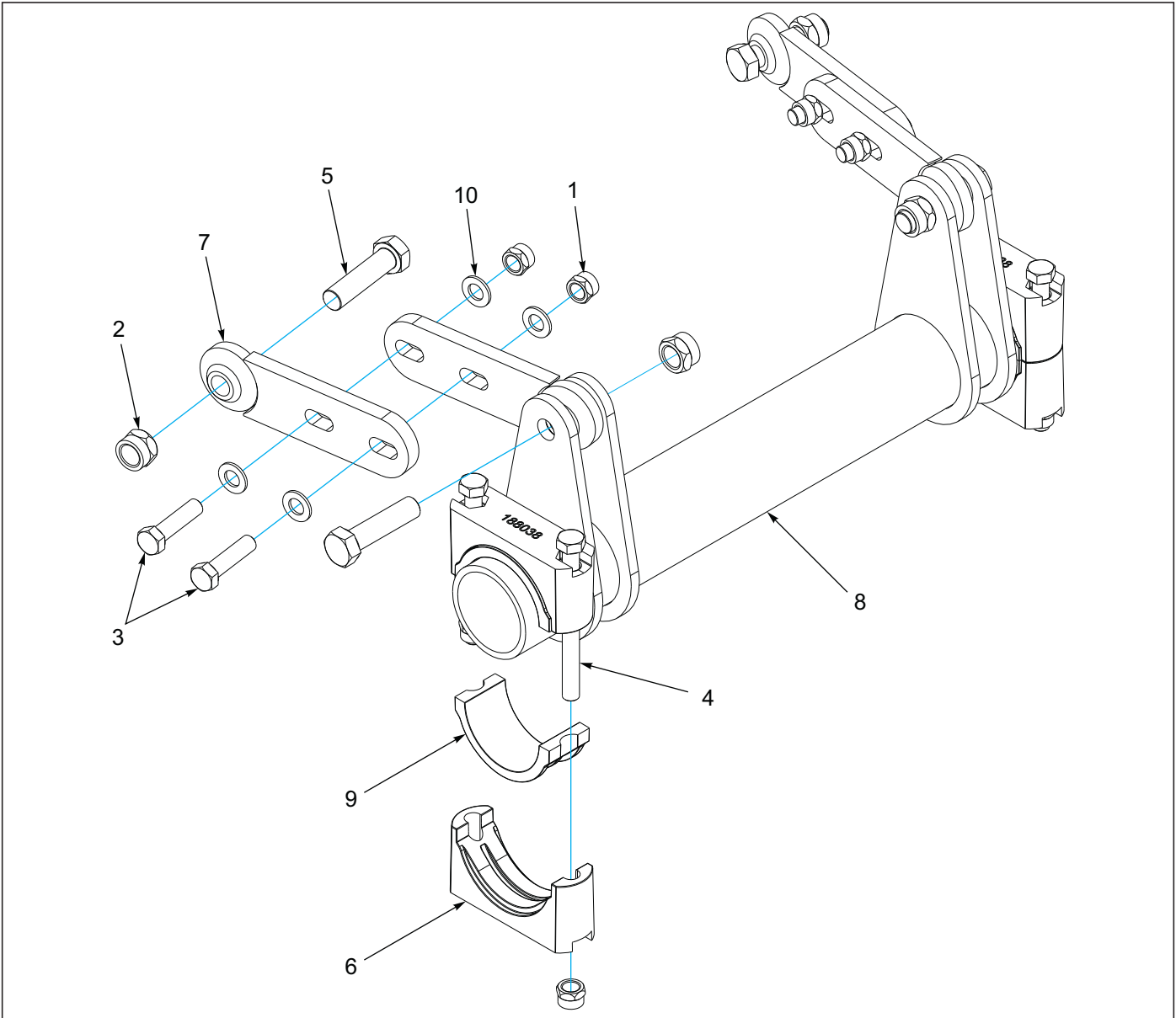


Figure 4-2: Center Gang Lift Assembly

Center Gang Lift Assembly

ITEM	PART NUMBER	DESCRIPTION	QTY.
1	1-512-010005-15	NUT,HEX,SLFLKG GRB 3/4-10	8
2	1-512-010005-19	NUT 1-8 HEX SLF-LOCKING GRB	4
3	1-654-010032-09	SCREW HEX CAP 3/4-10X3 GR8	4
4	1-654-010061-21	SCREW,HX CP,3/4-10UNCX8	4
5	1-654-010065-13	SCREW, HX CP 1-8UNC X 4 GR5	4
6	188038	BRG HALF, 4-1/2 INSERT	4
7	188539	LINK WLDMT, BALL JOINT	4
8	188541	LIFT, CF GANGS	1
9	2P793	BRG INSERT, 4 1/2 INSERT	4
10	622-3511-008	WASHER, FLAT 3/4 MIL-CARB SAE	8

Depth Gauge Assembly

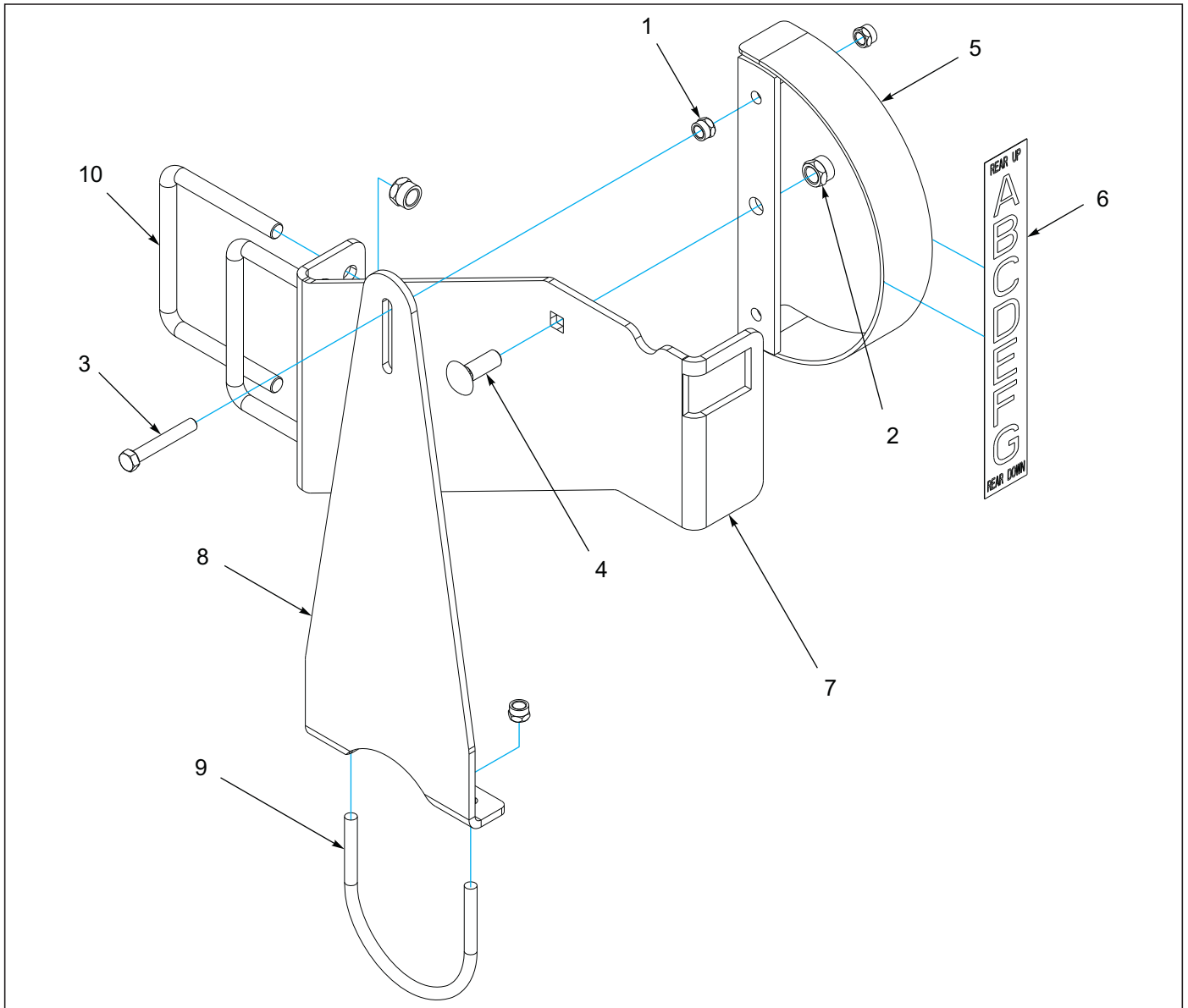


Figure 4-3: Depth Gauge Assembly

Depth Gauge Assembly

ITEM	PART NUMBER	DESCRIPTION	QTY.
--	183927	DEPTH GAUGE ASSEMBLY	
1	1-512-010005-05	NUT, HEX, SLFLKG GRB 3/8-16	4
2	1-512-010005-09	NUT, HEX, SLFLKG, 1/2-13 UNC, GRB	5
3	1-654-010051-11	SCREW, HEX, 3/8-16 UNC X 2-1/2, GR5	1
4	1-654-010070-03	SCREW, RDH, SQ NK, 1/2-13 X 1-1/2	1
5	141241	GAUGE, LEVEL INDICATOR	1
6	141263	DECAL, LEVEL INDICATOR	1
7	183925	MOUNT, DEPTH GAUGE	1
8	183926	MOUNT, DEPTH GAUGE ARM	1
9	2-102-010062	U-BOLT, 4.937 X 5	1
10	7K858	U-BOLT, 1/2-13 X 5-1/2 X 4-1/4	2

Gang Assembly 8550-38'

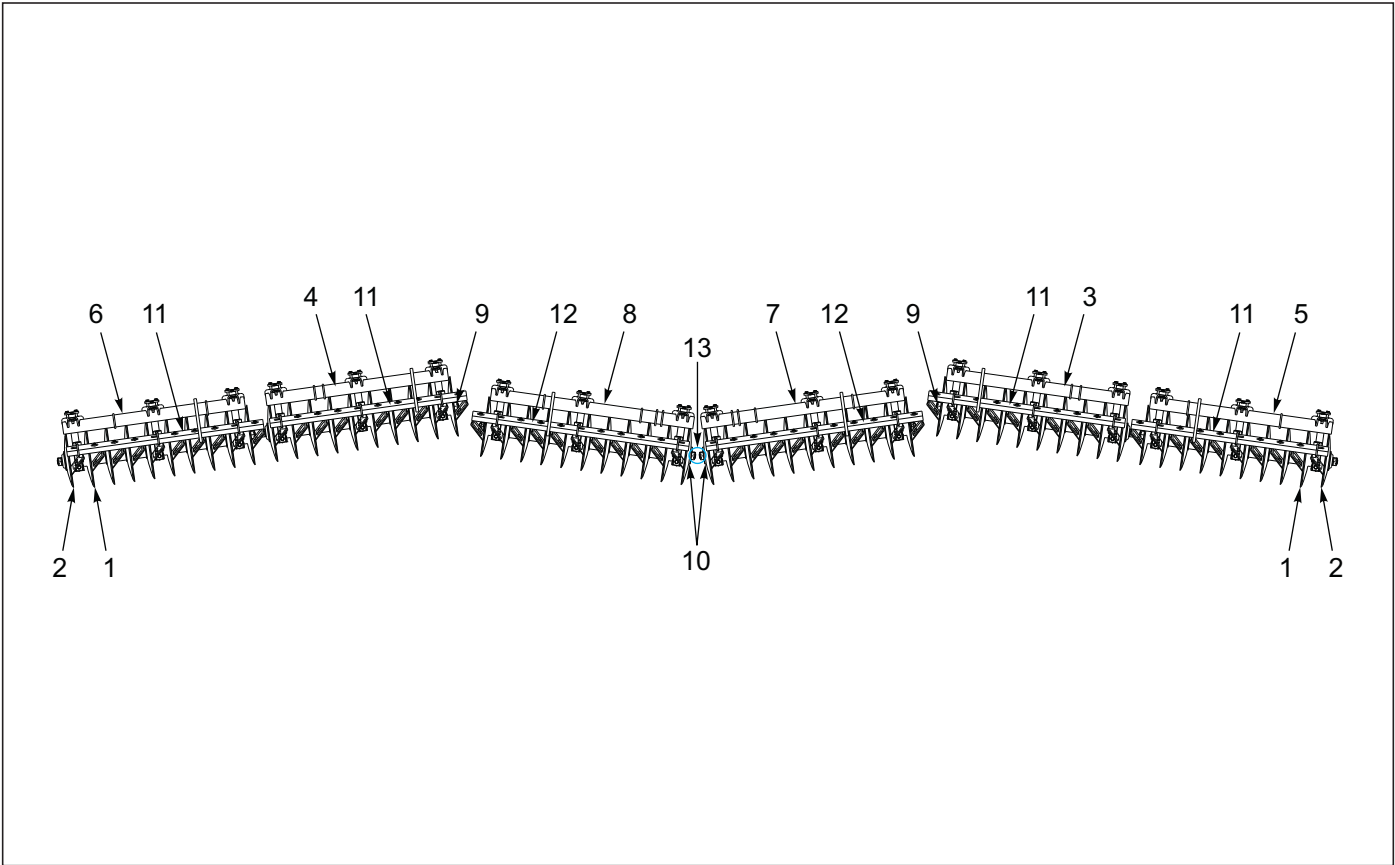


Figure 4-4: Gang Assembly 8550-38'

Gang Assembly 8550-38'

ITEM	PART NUMBER	DESCRIPTION	QTY.	
--	187039	GANG ASSEMBLY, 22" 4GA, 38 (STANDARD)	*	
--	187040	GANG ASSY, 22" 4GA ROLL 38 (ROLLABLE)	*	
1	155617	DISC BLADE 22" X 1/4" 1-3/4 ID (STANDARD)	60	--
1	155618	DISC BLADE, 22" X 1/4" 1-3/4 ID (ROLLABLE)	--	60
2	186100	DISC BLADE, 20" X 1/4" 1-3/4 ID (STANDARD)	2	--
2	155619	DISC BLADE, 20" X 1/4" 1-3/4 ID (ROLLABLE)	--	2
3	187050	LIFT, DISC GANG RIW 38 WLDMT	1	1
4	187051	LIFT, DISC GANG LIW 38 WLDMT	1	1
5	187052	LIFT, DISC GANG ROW 38 WLDMT	1	1
6	187053	LIFT, DISC GANG LOW 38 WLDMT	1	1
7	187155	LIFT, DISC GANG RCF WLDMT	1	1
8	187156	LIFT, DISC GANG LCF WLDMT	1	1
9	145212	GANG, SHAFT 74 L	4	4
10	185724	SHAFT, GANG 80-1/2" (PRIOR JANUARY 2021)	2	2
10	221206	GANG SHAFT, WELDED, 78-5/8" (AFTER JANUARY 2021)	2	2
11	179770	SCRAPER BAR, 7-1/2 SP, 10 HOLE	4	4
12	179771	SCRAPER BAR, 7-1/2 SP, 11 HOLE	2	2
13	182401	END WASHER, DISC GANG WLDMT (CENTER ONLY) (PRIOR JANUARY 2021)	2	2

Gang Assembly 8550-43'

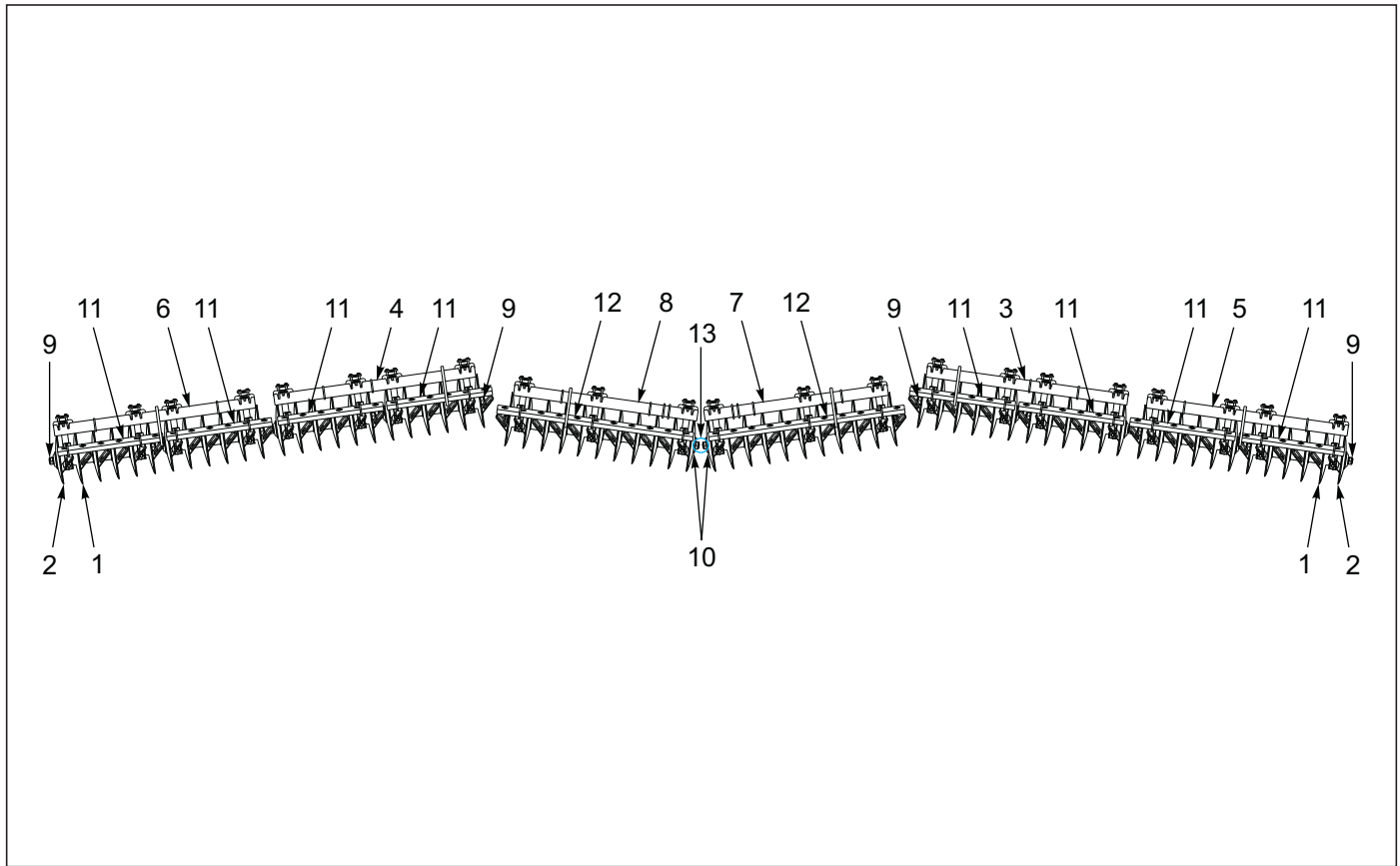


Figure 4-5: Gang Assembly 8550-43'

Gang Assembly 8550-43'

ITEM	PART NUMBER	DESCRIPTION	QTY.	
--	187037	GANG ASSY, 22" 4GA 43 (STANDARD)	*	
--	187038	GANG ASSY, 22" 4GA ROLL 43 (ROLLABLE)		*
1	155617	DISC BLADE,22"X1/4" 1-3/4 ID (STANDARD)	68	--
1	155618	DISC BLADE,22"X1/4" 1-3/4 ID (ROLLABLE)	--	68
2	186100	DISC BLADE, 20" X 1/4" 1-3/4ID (STANDARD)	2	--
2	155619	DISC BLADE,20"X1/4" 1-3/4 ID (ROLLABLE)	--	2
3	187054	LIFT, DISC GANG RIW 43 WLDMT	1	1
4	187055	LIFT, DISC GANG LIW 43 WLDMT	1	1
5	187056	LIFT, DISC GANG ROW 43 WLDMT	1	1
6	187057	LIFT, DISC GANG LOW 43 WLDMT	1	1
7	187155	LIFT, DISC GANG RCF WLDMT	1	1
8	187156	LIFT, DISC GANG LCF WLDMT	1	1
9	145208	GANG, SHAFT 44 L	8	8
10	185724	SHAFT, GANG 80-1/2" (PRIOR JANUARY 2021)	2	2
10	221206	GANG SHAFT, WELDED, 78-5/8" (AFTER JANUARY 2021)	2	2
11	179766	SCRAPER BAR, 7-1/2 SP 6 HOLE	8	8
12	179771	SCRAPER BAR, 7-1/2 SP 11 HOLE	2	2
13	182401	END WASHER, DISC GANG WLDMT (CENTER ONLY) (PRIOR JANUARY 2021)	2	2

Gang Assembly 8550-48'

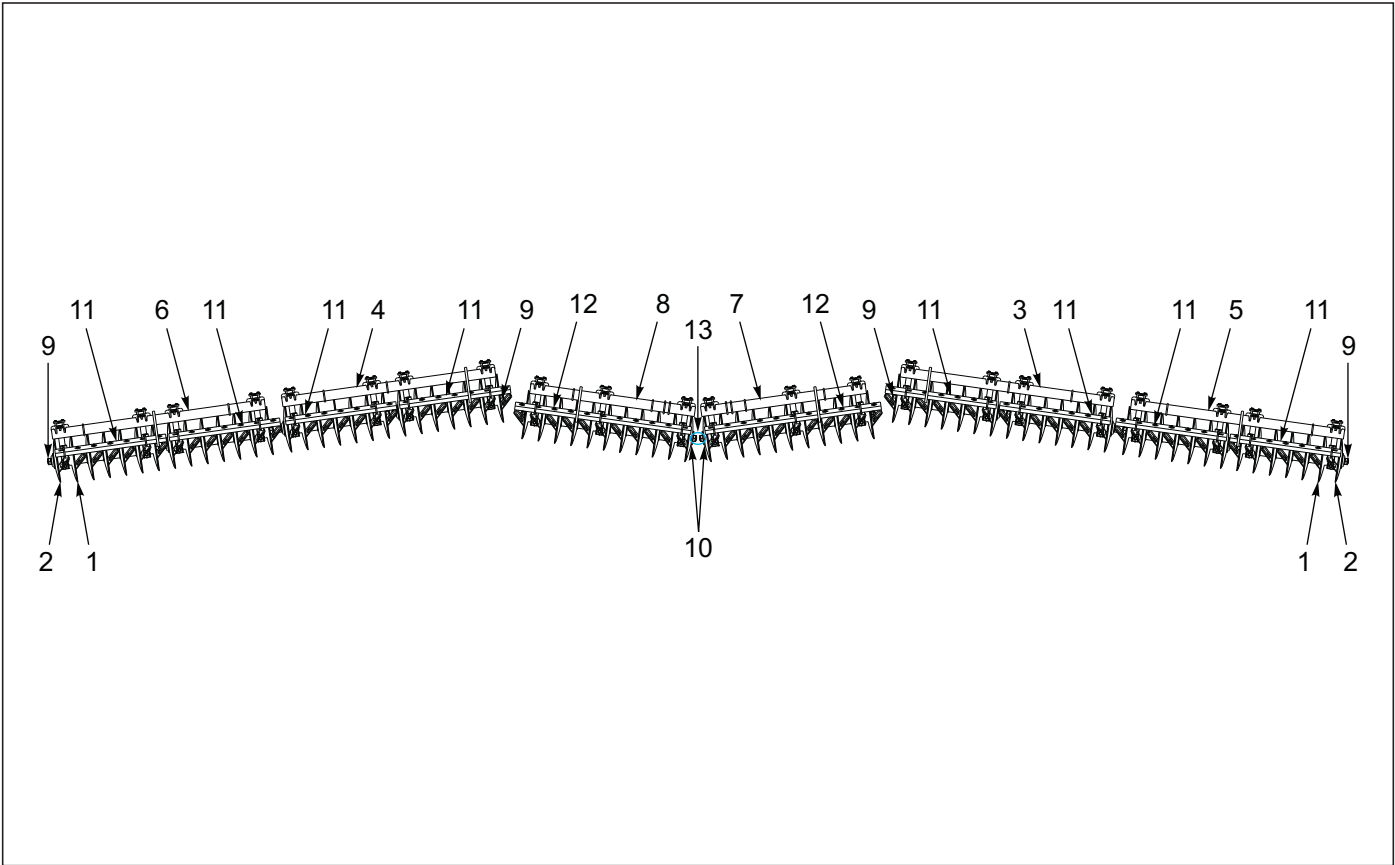


Figure 4-6: Gang Assembly 8550-48'

Gang Assembly 8550-48'

ITEM	PART NUMBER	DESCRIPTION	QTY.	
--	187035	GANG ASSY, 22" 4GA 48 (STANDARD)	*	
--	187036	GANG ASSY, 22" ROLL 4GA 48 (ROLLABLE)	*	
1	155617	DISC BLADE, 22" X 1/4" 1-3/4 ID (STANDARD)	76	--
1	155618	DISC BLADE, 22" X 1/4" 1-3/4 ID (ROLLABLE)	--	76
2	186100	DISC BLADE, 20" X 1/4" 1-3/4 ID (STANDARD)	2	--
2	155619	DISC BLADE, 20" X 1/4" 1-3/4 ID (ROLLABLE)	--	2
3	187058	LIFT, DISC GANG RIW 48 WLDMT	1	1
4	187059	LIFT, DISC GANG LIW 48 WLDMT	1	1
5	187060	LIFT, DISC GANG ROW 48 WLDMT	1	1
6	187061	LIFT, DISC GANG LOW 48 WLDMT	1	1
7	187155	LIFT, DISC GANG RCF WLDMT	1	1
8	187156	LIFT, DISC GANG LCF WLDMT	1	1
9	145209	GANG, SHAFT 51-1/2 L	8	8
10	185724	SHAFT, GANG 80-1/2" (PRIOR JANUARY 2021)	2	2
10	221206	GANG SHAFT, WELDED, 78-5/8" (AFTER JANUARY 2021)	2	2
11	179766	SCRAPER BAR, 7-1/2 SP 6 HOLE	8	8
12	179771	SCRAPER BAR, 7-1/2 SP 11 HOLE	2	2
13	182401	END WASHER, DISC GANG WLDMT (CENTER ONLY) (PRIOR JANUARY 2021)	2	2

Disc Gang Shield - Center Frame

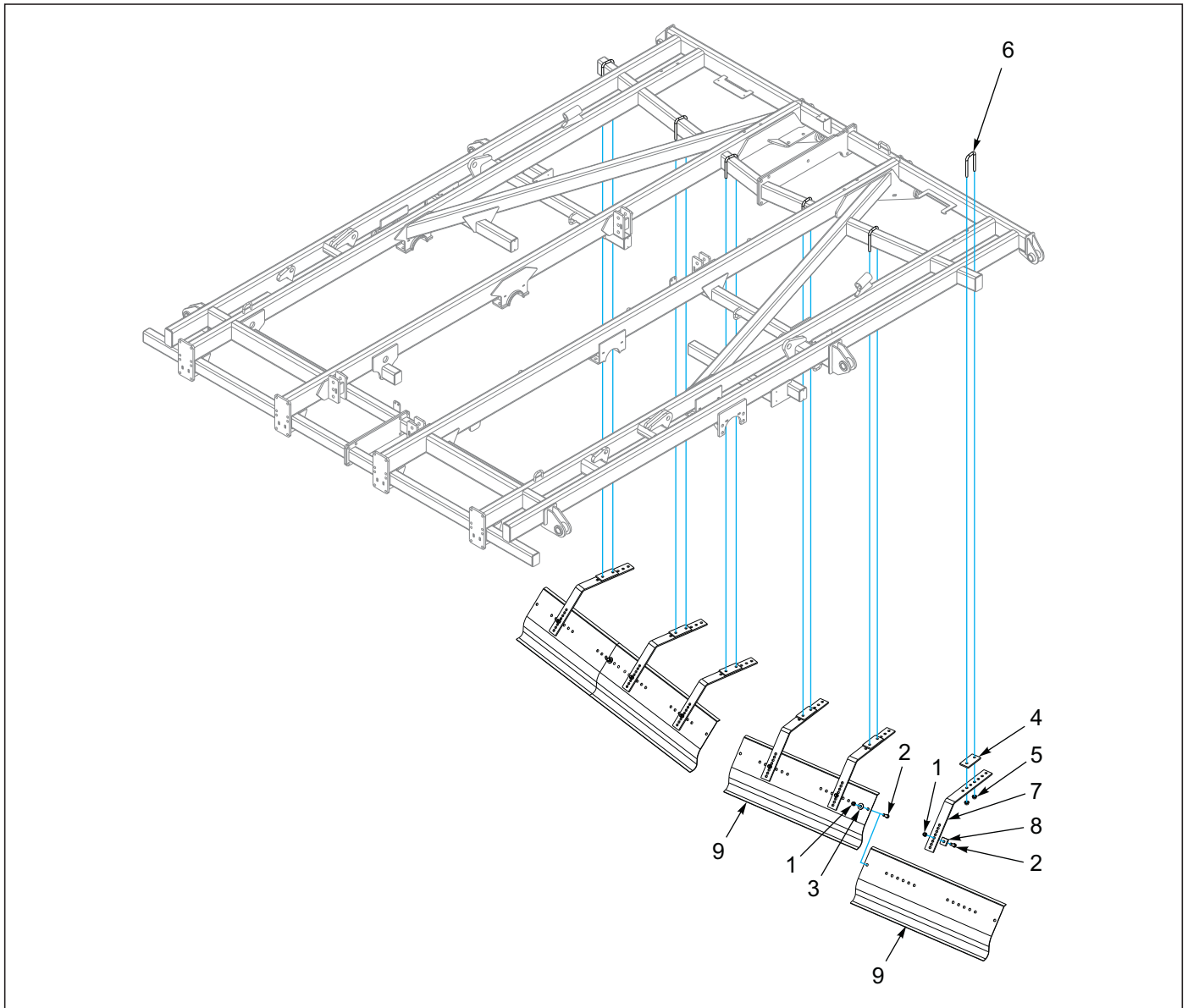


Figure 4-7: Disc Gang Shield - Center Frame

Disc Gang Shield - Center Frame

ITEM	PART NUMBER	DESCRIPTION	QTY.
1	1-512-010005-13	NUT,HEX SLFLKG GRB 5/8-11	16
2	1-654-010059-05	SCREW,HEX CAP,5/8-11UNCX2 GR5	16
3	1-861-010032-19	WASHER, FLAT 5/8 W ZP/CD	4
4	100693	CLAMP BRKT PAINTED	14
5	29SFFL 5811	NUT, FLANGE, HEAD LOCK, 5/8-11 UNC	28
6	203182	U-BOLT 5/8-11X7X3-11/16	14
7	8-681-010008	ADJ BRACKET SPRAY SHIELD 875	14
8	8-681-010010	BACKUP PLATE	14
9	8-681-010013	SPRAY SHIELD 48 IN 875	8

Disc Gang Shield - Inner Wing Frame

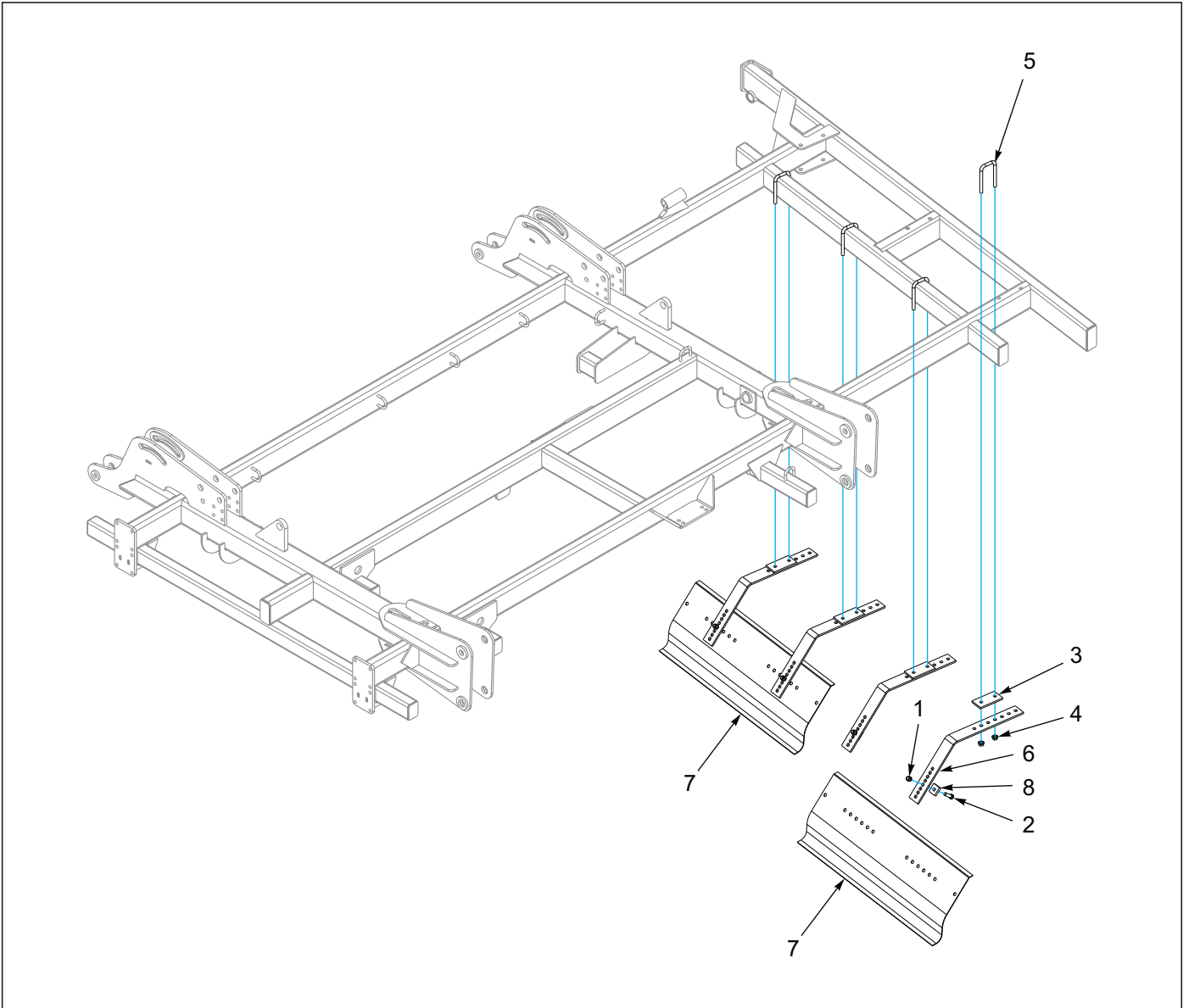


Figure 4-8: Disc Gang Shield - Inner Wing Frame

Disc Gang Shield - Inner Wing Frame

ITEM	PART NUMBER	DESCRIPTION	QTY.
1	1-512-010005-13	NUT,HEX SLFLKG GRB 5/8-11	16
2	1-654-010059-05	SCREW,HEX CAP,5/8-11UNCX2 GR5	16
3	100693	CLAMP BRKT PAINTED	14
4	29SFFL 5811	NUT, FLANGE, HEAD LOCK, 5/8-11 UNC	28
5	203182	U-BOLT 5/8-11X7X3-11/16	14
6	8-681-010008	ADJ BRACKET SPRAY SHIELD 875	14
7	8-681-010013	SPRAY SHIELD 48 IN 875 (43' & 48')	4
7	8-681-010014	SPRAY SHIELD 69 IN (38')	2
8	8-681-010010	BACKUP PLATE	14

Disc Gang Reel Assembly

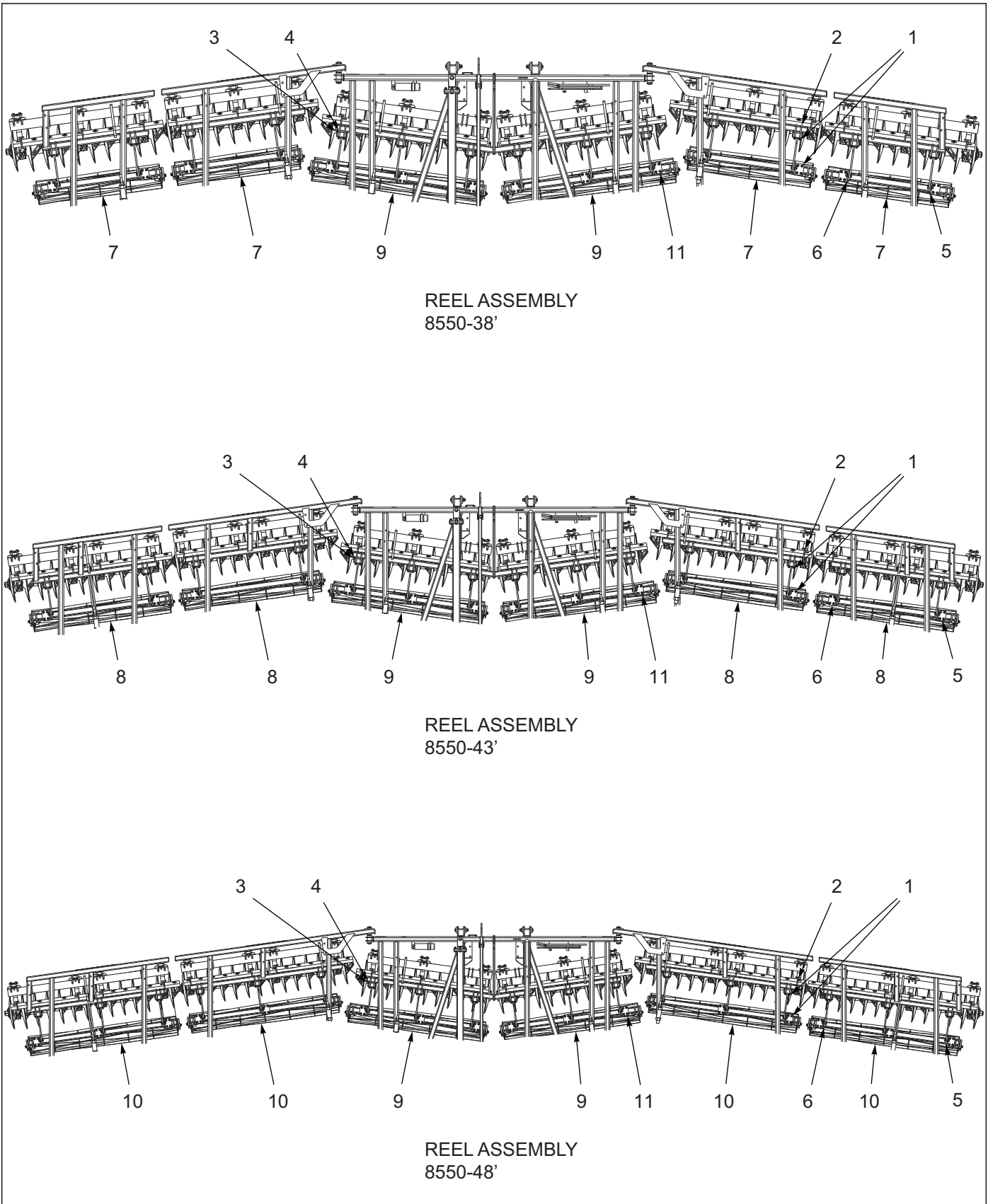


Figure 4-9: Disc Gang Reel Assembly

Disc Gang Reel Assembly

ITEM	PART NUMBER	DESCRIPTION	QTY.		
--	207770	REEL ASSY, 8550-38	*		
--	207771	REEL ASSY, 8550-43	*		
--	207772	REEL ASSY, 8550-48	*		
1	1-512-010005-13	NUT,HEX SLFLKG GRB 5/8-11	112	112	144
2	181363	U-BOLT 5/8-11X5-11/16X6-3/4	28	28	36
3	184713	SPRING, TORSION 1-3/4	14	14	18
4	203007	RETAINER SPRING	14	14	18
5	203072	REEL ARM ASSY RH (SEE PAGE 4-13)	7	7	9
6	203073	REEL ARM ASSY LH (SEE PAGE 4-13)	7	7	9
7	203184	REEL ASSY 12 DIA X 60" (SEE PAGE 10-61)	4	--	--
8	203185	REEL ASSY 12 DIA X 75 " (SEE PAGE 10-61)	--	4	--
9	233303	REEL ASSY 12 DIA X 82-1/2 FLAT (SEE PAGE 10-61)	2	2	2
10	203186	REEL ASSY 12 DIA X 90" (SEE PAGE 10-61)	--	--	4
11	8-102-010012	U BOLT	28	28	36

Disc Gang Reel Arm Assembly

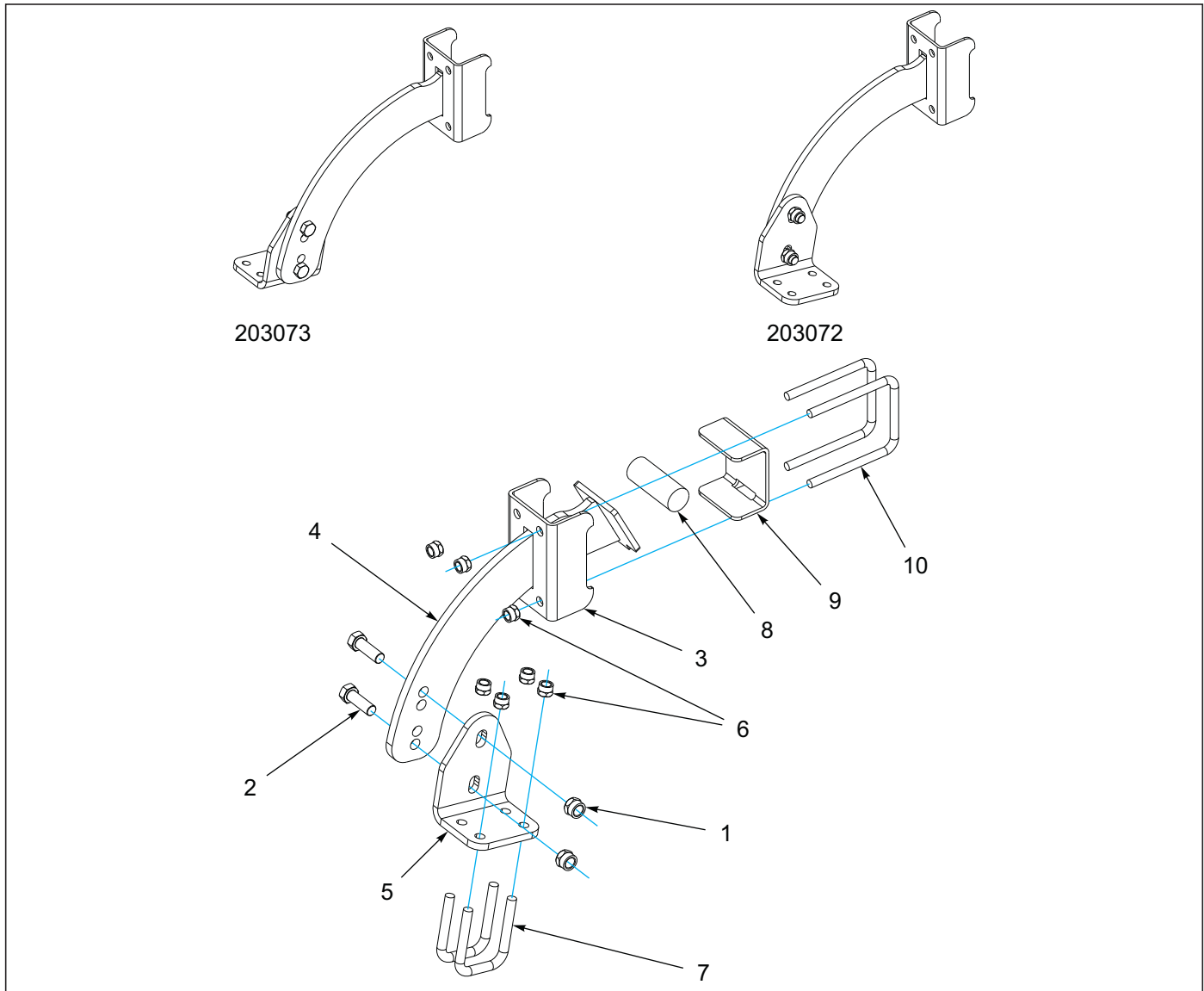


Figure 4-10: Disc Gang Reel Arm Assembly

Disc Gang Reel Arm Assembly

ITEM	PART NUMBER	DESCRIPTION	QTY.
--	203072	REEL ARM ASSY RH	
--	203073	REEL ARM ASSY LH	
1	1-512-010005-15	NUT,HEX,SLFLKG GRB 3/4-10	2
2	1-654-010061-06	SCREW,HXCP,3/4-10UNCX2-1/4GR5	2
3	203006	MOUNT REEL ARM	1
4	203008	ARM WLDMT, REEL	1
5	203011	MOUNT REEL	1
6	1-512-010005-13	NUT,HEX SLFLKG GRB 5/8-11	8
7	8-102-010012	U BOLT	2
8	184713	SPRING, TORSION 1-3/4	1
9	203007	RETAINER SPRING	1
10	181363	U-BOLT 5/8-11X5-11/16X6-3/4	2

Disc Gang Shield - Outer Wing Frame

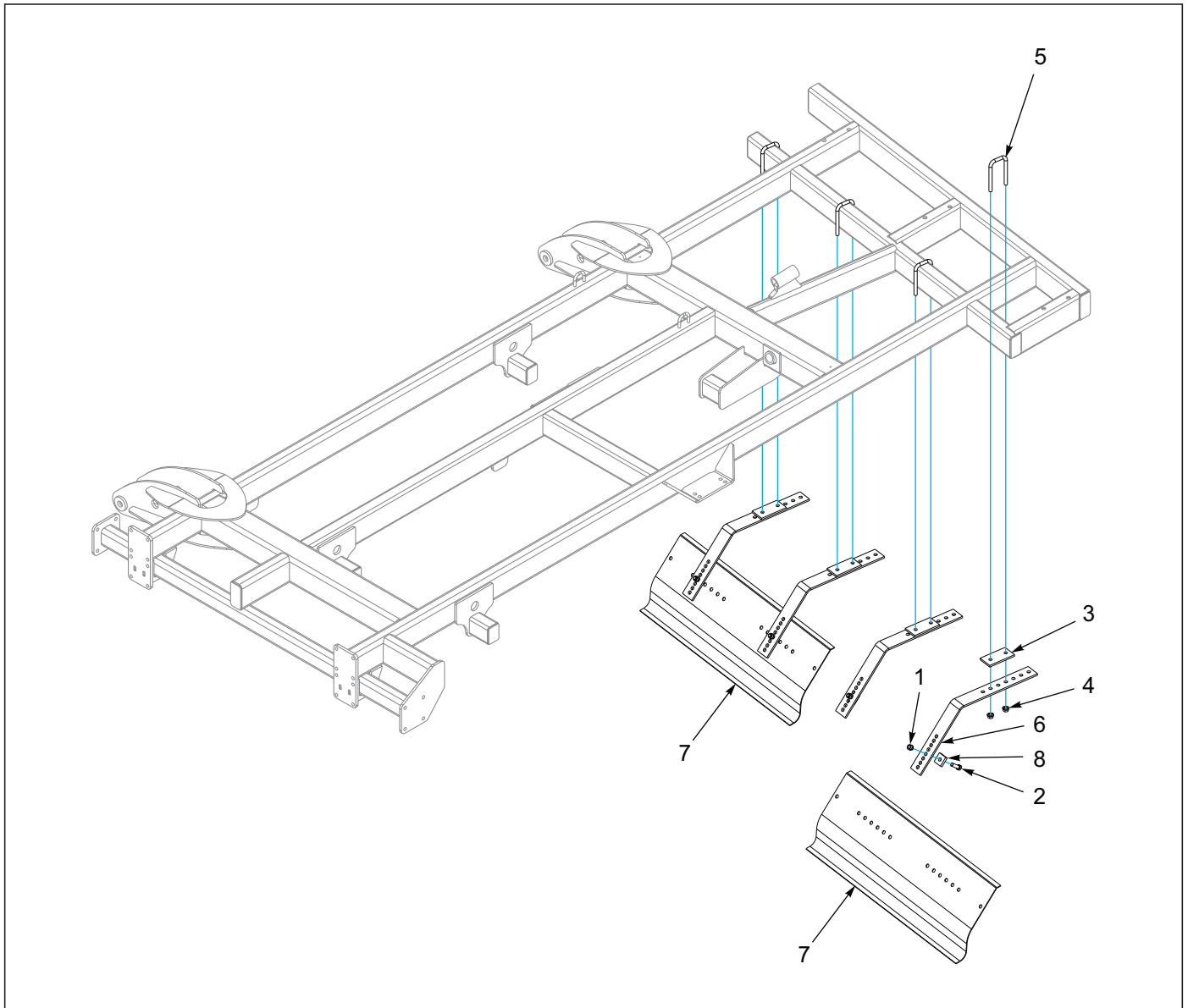


Figure 4-11: Disc Gang Shield - Outer Wing Frame

Disc Gang Shield - Outer Wing Frame

ITEM	PART NUMBER	DESCRIPTION	QTY.
1	1-512-010005-13	NUT,HEX SLFLKG GRB 5/8-11	16
2	1-654-010059-05	SCREW,HEX CAP,5/8-11UNCX2 GR5	16
3	100693	CLAMP BRKT PAINTED	14
4	29SFFL 5811	NUT, FLANGE, HEAD LOCK, 5/8-11 UNC	28
5	203182	U-BOLT 5/8-11X7X3-11/16	14
6	8-681-010008	ADJ BRACKET SPRAY SHIELD 875	14
7	8-681-010013	SPRAY SHIELD 48 IN 875 (43' & 48')	4
7	8-681-010014	SPRAY SHIELD 69 IN (38')	2
8	8-681-010010	BACKUP PLATE	14

Shank Assemblies

Spring Shank Assembly

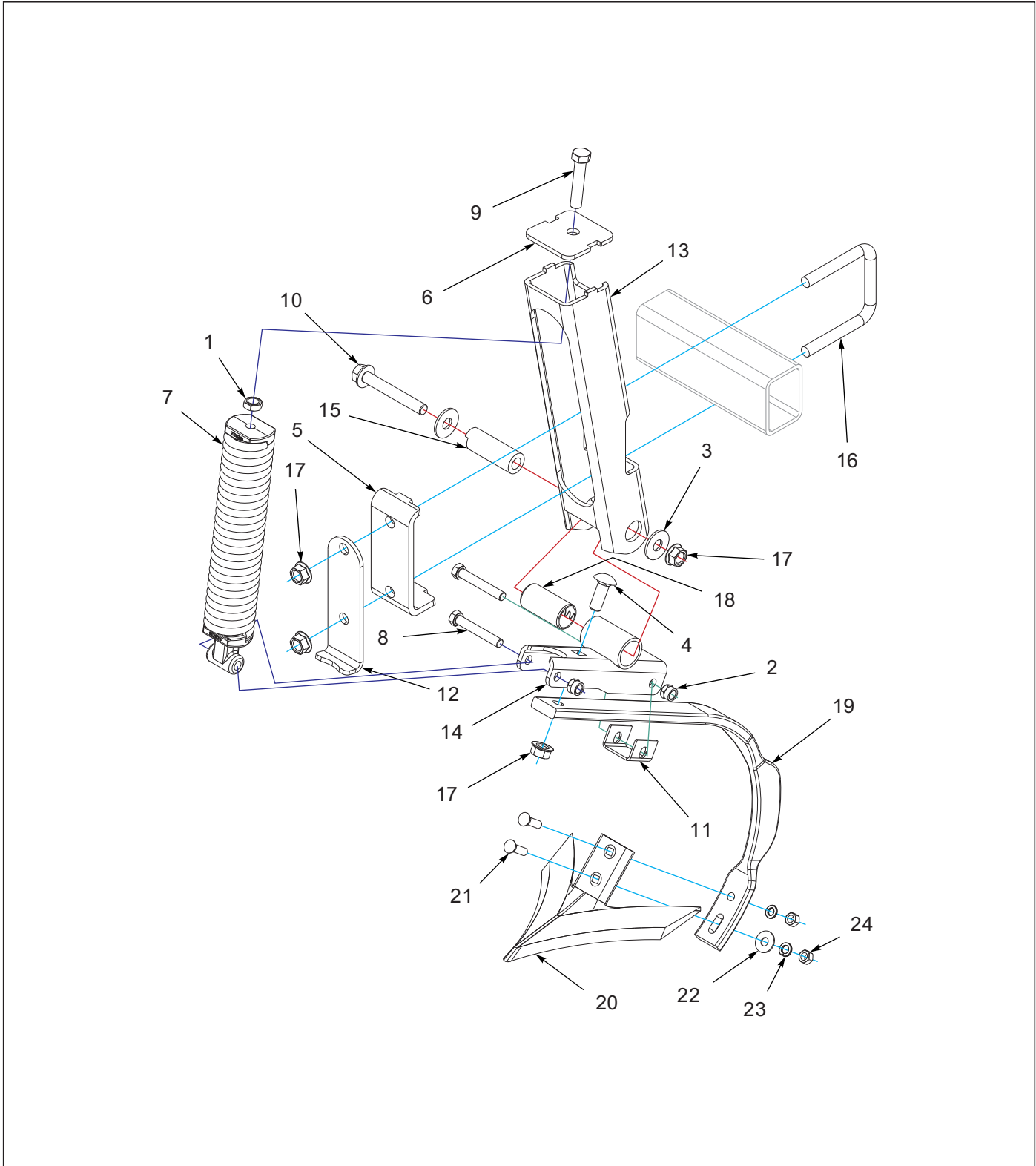


Figure 5-1: Spring Shank Assembly

Spring Shank Assembly

ITEM	PART NUMBER	DESCRIPTION	QTY.
--	172670	SHANK ASSY, SPRING (INCLUDES ITEMS 1-18)	
1	1-511-010001-07	NUT, HEX JAM 5/8-11	1
2	1-512-010005-09	NUT,HEX,SLFLKG, 1/2-13 GRB	2
3	1-861-010032-19	WASHER, FLAT 5/8 W ZP/CD	2
4	133662	SCRW RDHD SHT SQNK5/8-11X1.75	1
5	162904	CLAMP, SHANK MOUNT	1
6	162906	PLATE, SPRING	1
7	162930	SPRING ASSY	1
8	164146	SCREW, HEX CAP 1/2-13X3-1/4	2
9	164147	SCREW HX CAP5/8-11X3 2-1/2THD	1
10	164192	SCREW 5/8-11UNCX4-1/2 FLG HD	1
11	166160	CLAMP, SHANK	1
12	172662	STOP, SPRING SHANK	1
13	172666	MOUNT, SHANK	1
14	172667	CLAMP, SHANK (INCLUDES ITEMS 18)	1
15	172671	BUSHING, CLAMP	1
16	2-102-010004	BOLT U STANDARD GAUGE WHEEL	3
17	29SFFL 5811	NUT,FLANGE HEAD LOCK5/8-11UNC	4
18	172672	BUSHING 1-1/2 X 1-1/4 X2-15/16	1
19	185928	SHANK,5/8 X 1-3/4 EDGE BENT	1
20	108676	SWEEP 1/4X9 ULTRAWING (SHOWN)	
20	2-689-010057	SWEEP 1/4X10 ULTRAWING	
20	8-689-010006	SWEEP, 9"	
20	8-689-010009	SWEEP, 10"	
21	7/16-14X1-3/4PB	BOLT,PLOW 7/16X1-3/4 GR5 ZP	2
22	1-861-010032-13	WASHER FLAT 7/16	1
23	1-861-010034-12	WASHER,LOCKING HLC SPG 7/16	2
24	1-512-010007-08	NUT, HEX 7/16-14 GR2 ZP	2

S-Tine Shank Assembly

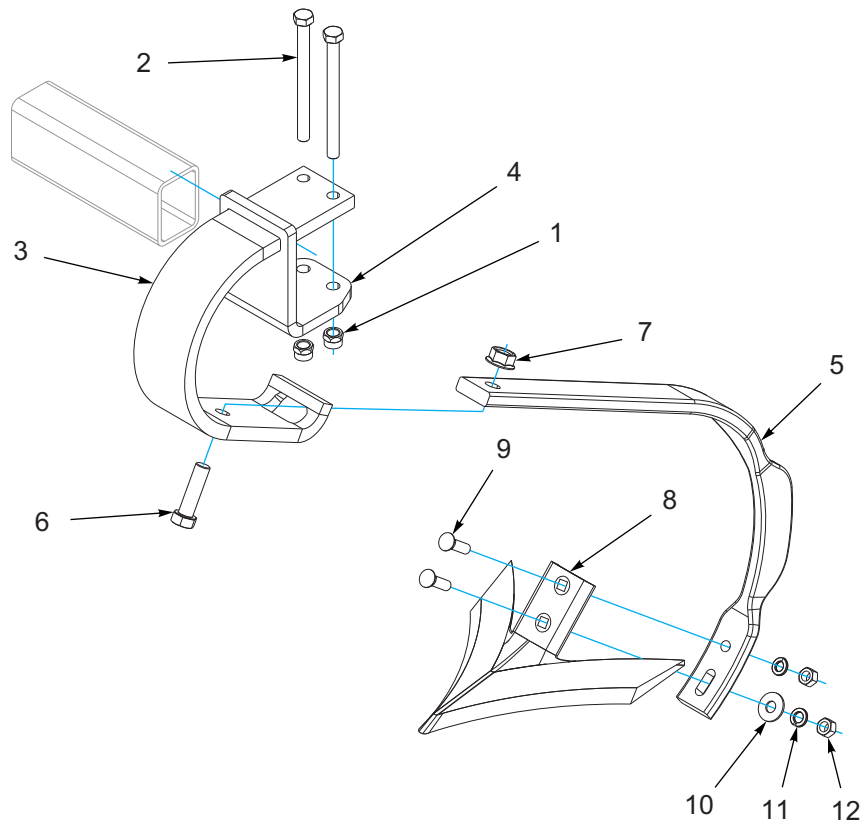


Figure 5-2: S-Tine Shank Assembly

S-Tine Shank Assembly

ITEM	PART NUMBER	DESCRIPTION	QTY.
--	166200	SHANK ASSY,S-TINE (INCLUDES ITEMS 1-4)	
1	1-512-010005-09	NUT,HEX,SLFLKG, 1/2-13 GRB	2
2	1-654-010055-17	SCREW,HEX CAP,1/2-13UNCX6 GR5	2
3	166199	SPRING CLAMP,S-TINE	1
4	166201	CLAMP S-TINE	1
5	185928	SHANK,5/8 X 1-3/4 EDGE BENT	1
6	1-654-010059-06	SCREW,HEX CAP 5/8-11X2-1/4 G5	1
7	29SFFL 5811	NUT,FLANGE HEAD LOCK5/8-11UNC	2
8	108676	SWEEP 1/4X9 ULTRAWING (SHOWN)	
8	2-689-010057	SWEEP 1/4X10 ULTRAWING	
8	8-689-010006	SWEEP, 9"	
8	8-689-010009	SWEEP, 10"	
9	7/16-14X1-3/4PB	BOLT,PLOW 7/16X1-3/4 GR5 ZP	2
10	1-861-010032-13	WASHER FLAT 7/16	1
11	1-861-010034-12	WASHER,LOCKING HLC SPG 7/16	2
12	1-512-010007-08	NUT, HEX 7/16-14 GR2 ZP	2

Hydraulic Assemblies

Hydraulic Assembly Lift 8550-38'

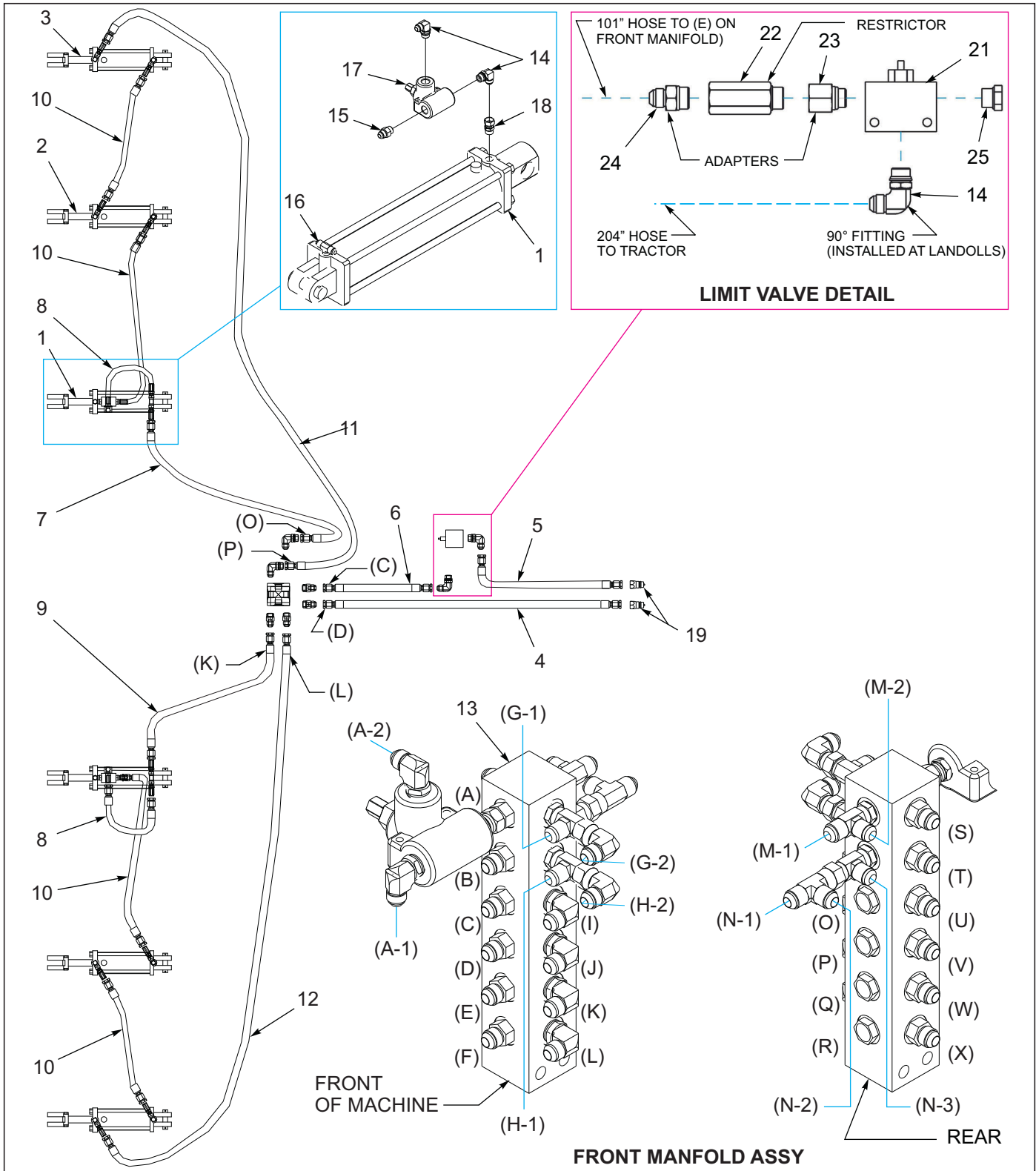


Figure 6-1: Hydraulic Assembly Lift 8550-38'

Hydraulic Assembly Lift 8550-38'

ITEM	PART NUMBER	DESCRIPTION	QTY.
1	184784	CYLINDER, 4-1/2 X 10, REPHASE (PRIOR 7-1-2018) (SEE PAGE 7-11)	
1	213770	CYL, 5 X 10, REPHASE 2-1/4 ROD (AFTER 7-1-2018) (SEE PAGE 7-14)	
2	140470	CYLINDER 4X10 REPHASE (PRIOR 11-1-2017 1" PINS) (SEE PAGE 7-10)	
2	209728	CYL 4X10 REPHASE 1-1/4 PINS (FROM 11-1-2017 to 7-1-2018 1-1/4" PINS) (SEE PAGE 7-13)	
2	184784	CYLINDER, 4-1/2 X 10, REPHASE (AFTER 7-1-2018) (SEE PAGE 7-11)	
3	140471	CYLINDER 3-3/4X10 REPHASE (PRIOR 11-1-2017 1" PINS) (SEE PAGE 7-9)	
3	209729	CYL 3-3/4X10 REPHASE 1-1/4 PIN (FROM 11-1-2017 to 7-1-2018 1-1/4" PINS) (SEE PAGE 7-12)	
3	209728	CYL 4X10 REPHASE 1-1/4 PINS (AFTER 7-1-2018) (SEE PAGE 7-13)	
4	168892	HOSE 1/2X37JICX3/4-16ORINGX271	
5	156964	HOSE 1/2X204, SAE37X3/4-16 OR	
6	124133	CSVP-R HOSE HYD 1/2X101	
7	139213	HOSE ASSY 3/8X105 #8JIC SWIVEL	
8	147582	HOSE ASSY 3/8X24 #8 JIC SWIV	
9	181799	HOSE ASSY, 3/8X74, #8 JIC	
10	195647	HOSE ASSY, 3/8X93 #8 JIC SWIV	
11	71510821	HOSE, .38 X 244 IN.	
12	71509000	HOSE ASM 3/8 X202	
13	191988	MANIFOLD, FRONT 8550 (SEE PAGE 6-25)	
14	2062-8-8S	ADAPTER, 90, #8 O-RING-TUBE	
15	202702-8-8S	ADAPTER #8 O-RING TO #8 TUBE	
16	203003-8-8S	ADAPTER,TEE,#8 O-RING-TUBE	
17	165287	VALVE, RELIEF, 1000PSI	
18	102-1130	FTG,STR 8M ORING X 8F JIC SW	
19	141828	COUPLER,MALE 3/4-16 O-RING	
20	155528	HOSE WRAP, BLUE (USED TO WRAP LIFT HOSES - NOT SHOWN)	
21	185660	VALVE, LIMIT	
22	181933	VALVE, IN-LINE RES	
23	181938	ADAPTER, #8MORB X #10FORB	
24	202702-10-8S	ADAPTER, #10 O-RING #8 TUBE	
25	1-007-010025	PLUG, 3/4-16 O-RING BOSS	

Hydraulic Assembly Lift 8550-43'

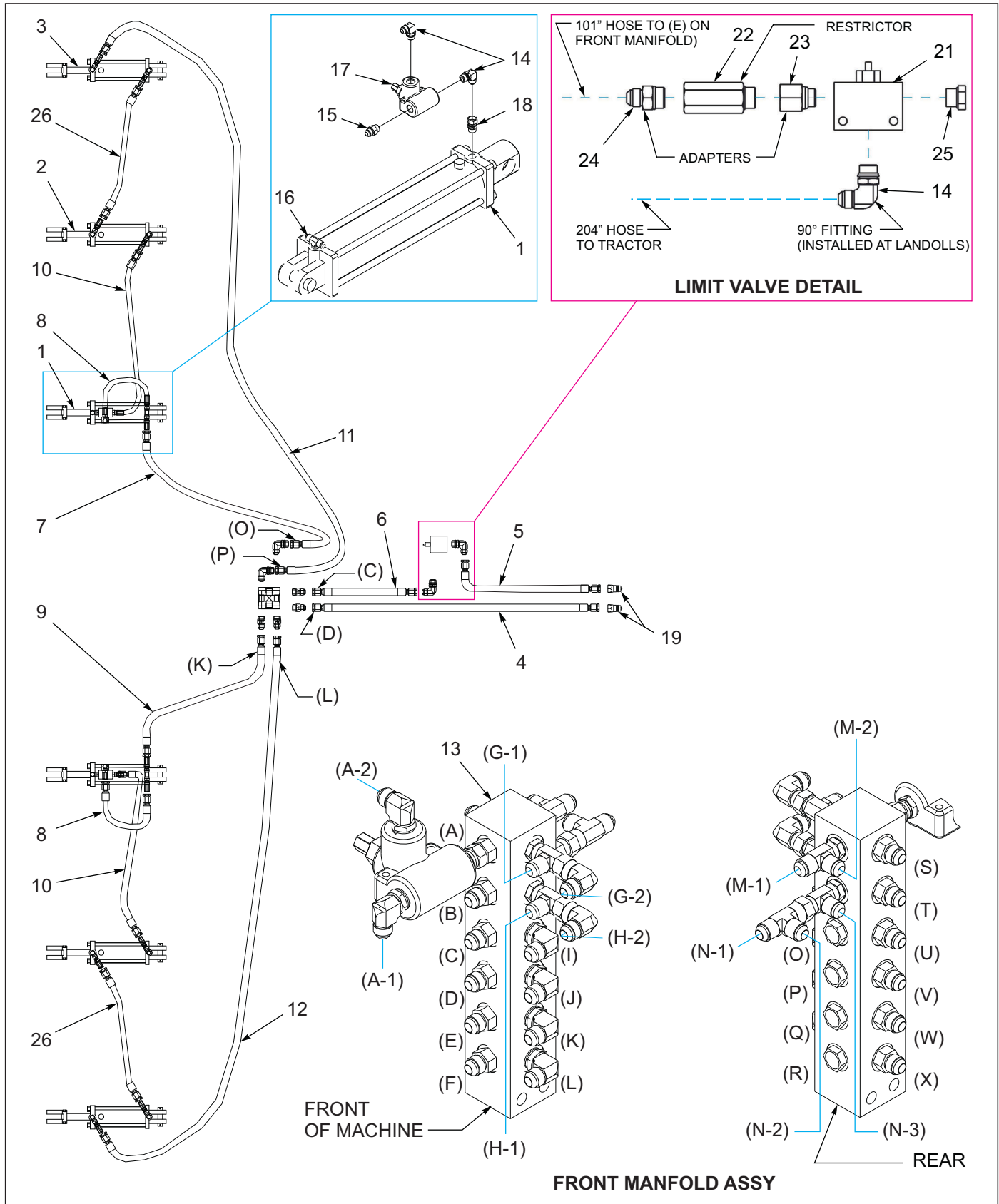


Figure 6-2: Hydraulic Assembly Lift 8550-43'

Hydraulic Assembly Lift 8550-43'

ITEM	PART NUMBER	DESCRIPTION	QTY.
1	184784	CYLINDER, 4-1/2 X 10, REPHASE (PRIOR 7-1-2018) (SEE PAGE 7-11)	
1	213770	CYL, 5 X 10, REPHASE 2-1/4 ROD (AFTER 7-1-2018) (SEE PAGE 7-14)	
2	140470	CYLINDER 4X10 REPHASE (PRIOR 11-1-2017 1" PINS) (SEE PAGE 7-10)	
2	209728	CYL 4X10 REPHASE 1-1/4 PINS (FROM 11-1-2017 to 7-1-2018 1-1/4" PINS) (SEE PAGE 7-13)	
2	184784	CYLINDER, 4-1/2 X 10, REPHASE (AFTER 7-1-2018) (SEE PAGE 7-11)	
3	140471	CYLINDER 3-3/4X10 REPHASE (PRIOR 11-1-2017 1" PINS) (SEE PAGE 7-11)	
3	209729	CYL 3-3/4X10 REPHASE 1-1/4 PIN (FROM 11-1-2017 to 7-1-2018 1-1/4" PINS) (SEE PAGE 7-12)	
3	209728	CYL 4X10 REPHASE 1-1/4 PINS (AFTER 7-1-2018) (SEE PAGE 7-13)	
4	168892	HOSE 1/2X37JICX3/4-16ORINGX271	
5	156964	HOSE 1/2X204, SAE37X3/4-16 OR	
6	124133	CSVP-R HOSE HYD 1/2X101	
7	139213	HOSE ASSY 3/8X105 #8JIC SWIVEL	
8	147582	HOSE ASSY 3/8X24 #8 JIC SWIV	
9	181799	HOSE ASSY, 3/8X74, #8 JIC	
10	117916	HOSE ASSY, 3/8X110 #8 JIC SWIV	
11	71600089	HOSE, .38 X 295 IN.	
12	116436	HOSE ASM 3/8 X255	
13	191988	MANIFOLD, FRONT 8550 (SEE PAGE 7-11)	
14	2062-8-8S	ADAPTER, 90, #8 O-RING-TUBE	
15	202702-8-8S	ADAPTER #8 O-RING TO #8 TUBE	
16	203003-8-8S	ADAPTER,TEE,#8 O-RING-TUBE	
17	165287	VALVE, RELIEF, 1000PSI	
18	102-1130	FTG,STR 8M ORING X 8F JIC SW	
19	141828	COUPLER,MALE 3/4-16 O-RING	
20	155528	HOSE WRAP, BLUE (USED TO WRAP LIFT HOSES - NOT SHOWN)	
21	185660	VALVE, LIMIT	
22	181933	VALVE, IN-LINE RES	
23	181938	ADAPTER, #8MORB X #10FORB	
24	202702-10-8S	ADAPTER, #10 O-RING #8 TUBE	
25	1-007-010025	PLUG, 3/4-16 O-RING BOSS	
26	1422176	HOSE ASSY 3/8X116,#8 JIC SWIV	

Hydraulic Assembly Lift 8550-48'

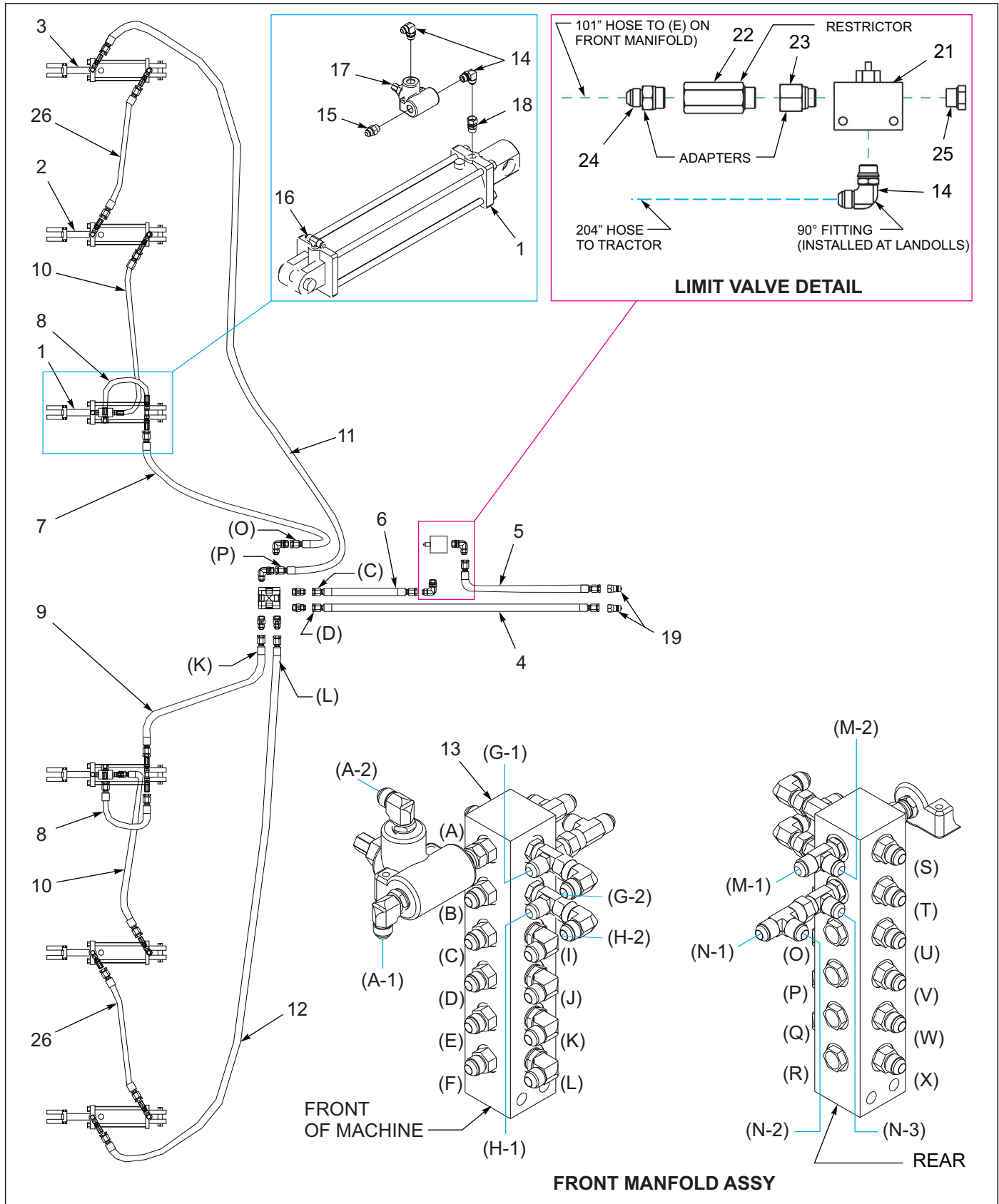


Figure 6-3: Hydraulic Assembly Lift 8550-48'

Hydraulic Assembly Lift 8550-48'

ITEM	PART NUMBER	DESCRIPTION	QTY.
1	184784	CYLINDER, 4-1/2 X 10, REPHASE (PRIOR 7-1-2018) (SEE PAGE 7-11)	
1	213770	CYL, 5 X 10, REPHASE 2-1/4 ROD (AFTER 7-1-2018) (SEE PAGE 7-14)	
2	140470	CYLINDER 4X10 REPHASE (PRIOR 11-1-2017 1" PINS) (SEE PAGE 7-10)	
2	209728	CYL 4X10 REPHASE 1-1/4 PINS (FROM 11-1-2017 to 7-1-2018 1-1/4" PINS) (SEE PAGE 7-13)	
2	184784	CYLINDER, 4-1/2 X 10, REPHASE (AFTER 7-1-2018) (SEE PAGE 7-11)	
3	140471	CYLINDER 3-3/4X10 REPHASE (PRIOR 11-1-2017 1" PINS) (SEE PAGE 7-9)	
3	209729	CYL 3-3/4X10 REPHASE 1-1/4 PIN (FROM 11-1-2017 to 7-1-2018 1-1/4" PINS) (SEE PAGE 7-12)	
3	209728	CYL 4X10 REPHASE 1-1/4 PINS (AFTER 7-1-2018) (SEE PAGE 7-13)	
4	168892	HOSE 1/2X37JICX3/4-16ORINGX271	
5	156964	HOSE 1/2X204, SAE37X3/4-16 OR	
6	124133	CSVP-R HOSE HYD 1/2X101	
7	139213	HOSE ASSY 3/8X105 #8JIC SWIVEL	
8	147582	HOSE ASSY 3/8X24 #8 JIC SWIV	
9	181799	HOSE ASSY, 3/8X74, #8 JIC	
10	116492	HOSE ASSY, 3/8X128 #8 JIC SWIV	
11	1-397-010369324	HOSE, .38 X 324 IN.	
12	164308	HOSE ASM 3/8 X202	
13	191988	MANIFOLD, FRONT 8550 ((SEE PAGE 6-25))	
14	2062-8-8S	ADAPTER, 90, #8 O-RING-TUBE	
15	202702-8-8S	ADAPTER #8 O-RING TO #8 TUBE	
16	203003-8-8S	ADAPTER,TEE,#8 O-RING-TUBE	
17	165287	VALVE, RELIEF, 1000PSI	
18	102-1130	FTG,STR 8M ORING X 8F JIC SW	
19	141828	COUPLER,MALE 3/4-16 O-RING	
20	155528	HOSE WRAP, BLUE (USED TO WRAP LIFT HOSES - NOT SHOWN)	
21	185660	VALVE, LIMIT	
22	181933	VALVE, IN-LINE RES	
23	181938	ADAPTER, #8MORB X #10FORB	
24	202702-10-8S	ADAPTER, #10 O-RING #8 TUBE	
25	1-007-010025	PLUG, 3/4-16 O-RING BOSS	
26	137600	HOSE ASSY, 3/8X130, #8JIC SWVL	

Hydraulic Assembly Fold 8550-38'

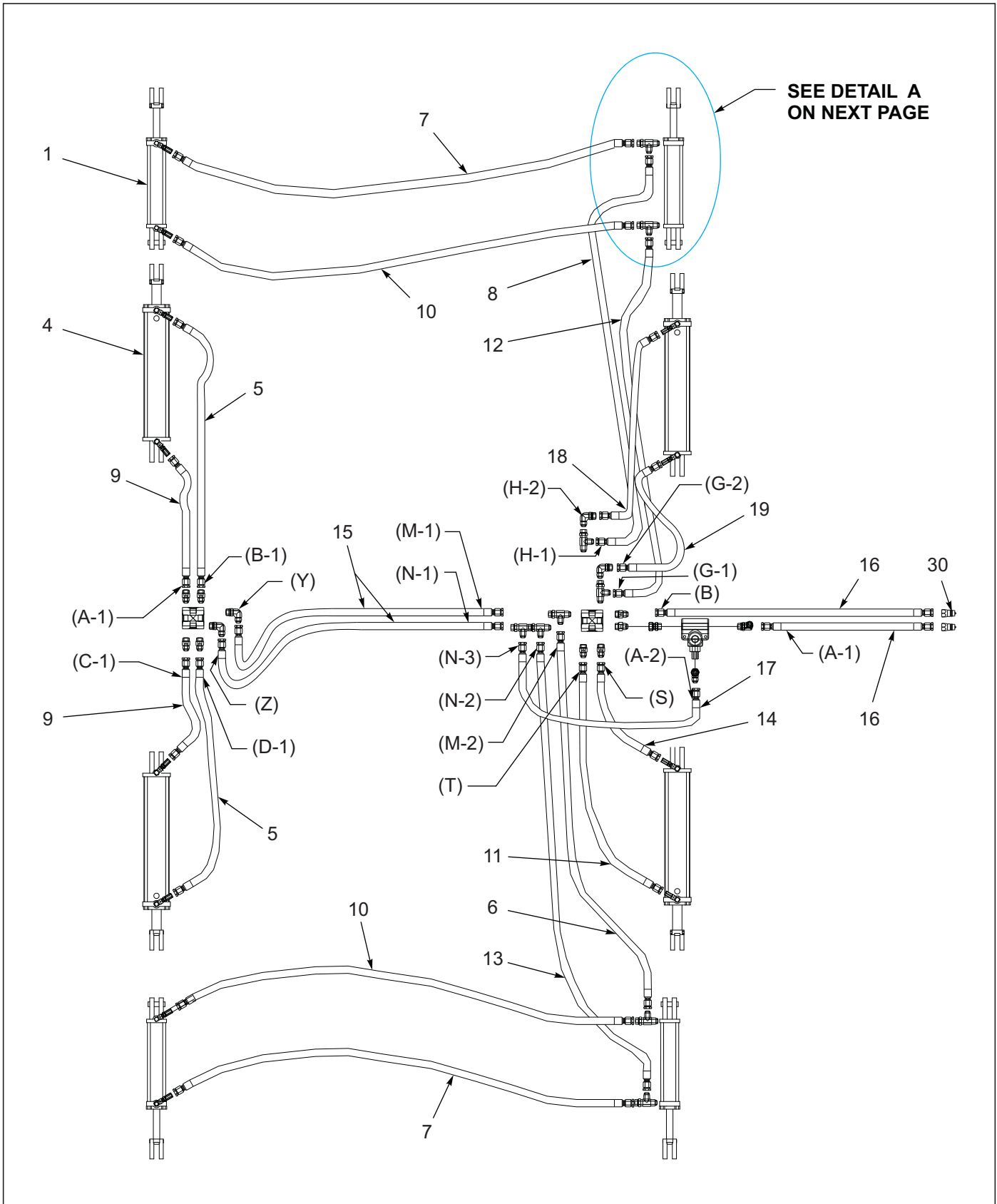


Figure 6-4: Hydraulic Assembly Fold 8550-38' (1 of 2)

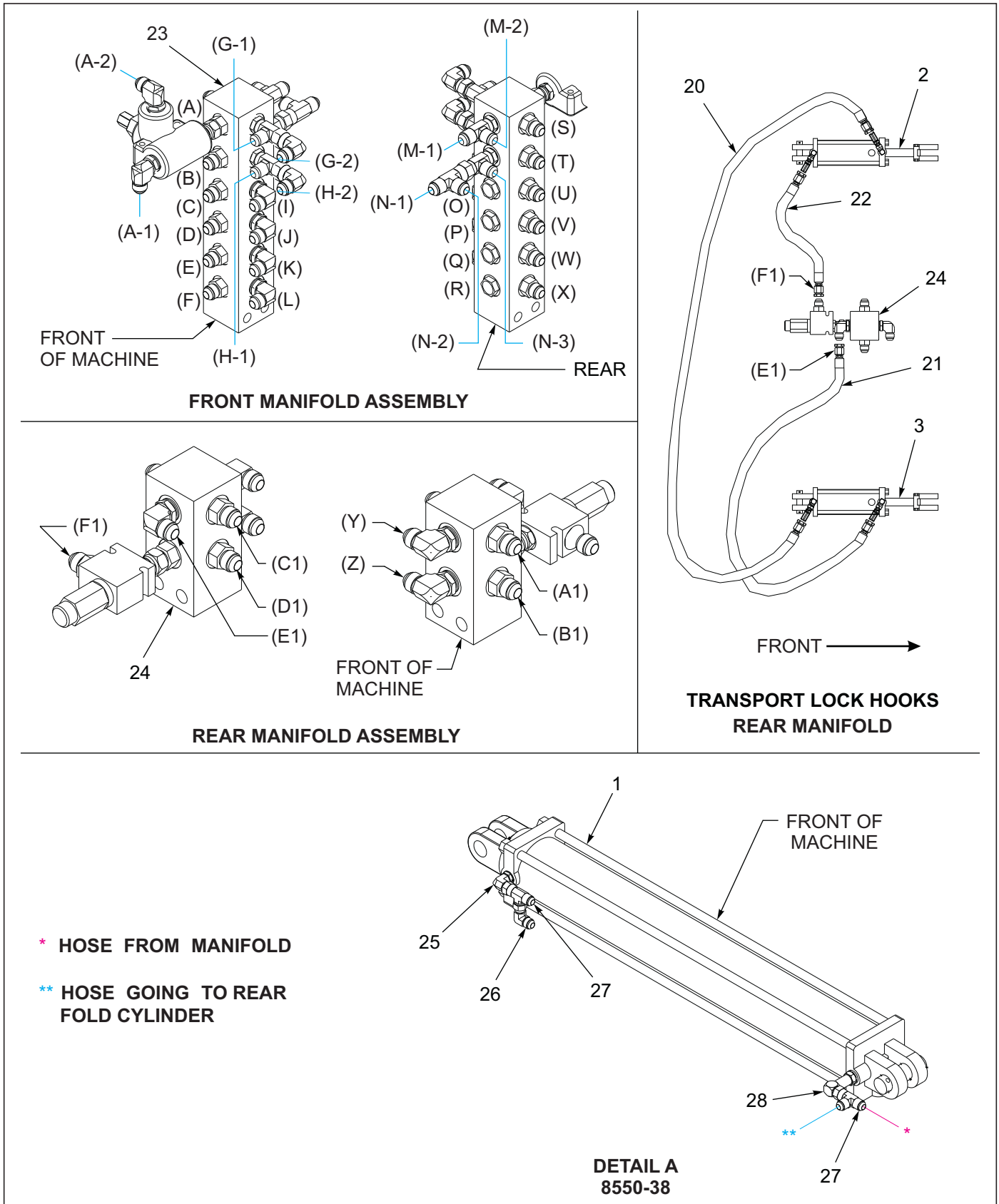


Figure 6-5: Hydraulic Assembly Fold 8550-38' (2 of 2)

Hydraulic Assembly Fold 8550-38'

ITEM	PART NUMBER	DESCRIPTION	QTY.
1	140472	CYLINDER 4X30 1-1/2 ROD (SEE PAGE 7-15)	
2	145203	CYLINDER 3-1/2 X 8 REPHASE (SEE PAGE 7-3)	
3	145204	CYLINDER 3-1/4 X 8 REPHASE (SEE PAGE 7-1)	
4	167575	CYLINDER, 4-1/2 X 30, 2DIA ROD (SEE PAGE 7-16)	
5	71508990	HOSE ASM 3/8 X60	
6	156945	HOSE ASSY 3/8X100 #8JIC SWIV	
7	144343	HOSE ASSY 3/8X165 #8 JIC SWIV	
8	122911	HOSE ASSY 3/8X168,#8JIC SWVL	
9	137602	HOSE ASSY, 3/8X 27, #8JIC SWVL	
10	137600	HOSE ASSY, 3/8X130, #8JIC SWVL	
11	71508984	HOSE .38X42	
12	217050	HOSE ASSY,3/8 X133-8FJIC-8FJIC	
13	141881	HOSE ASSY 3/8X136 #8 JIC SWIV	
14	147582	HOSE ASSY 3/8X24 #8 JIC SWIV	
15	1422176	HOSE ASSY 3/8X116,#8 JIC SWIV	
16	188774	HOSE ASSY,3/8#8JICX#8ORB 270"	
17	137601	HOSE ASSY, 3/8X20, #8JIC SWVL	
18	71508988	HOSE ASM 3/8 X80	
19	117259	HOSE ASSY 3/8X48 #8JIC	
20	71508983	HOSE-HYD .38X182	
21	116491	HOSE 3/8X96 #8 JIC SW	
22	71508987	HOSE ASM 3/8 X 86	
23	191988	MANIFOLD, FRONT 8550(SEE PAGE 6-25)	
24	190927	MANIFOLD, REAR 8550(SEE PAGE 6-26)	
25	141826	ELBOW 90 1/16 RES	
26	2071-8-8S	ADAPTER90 #8 FLR SWIVEL #8JIC	
27	203102-8-8S	ADPTR,TEE,1/2 #8JICX#8JIC SWV	
28	1400548	ELBOW EX LG	
29	155529	HOSE WRAP, YELLOW (NOT SHOWN)	
30	141828	COUPLER,MALE 3/4-16 O-RING	

Hydraulic Assembly Fold 8550-43'

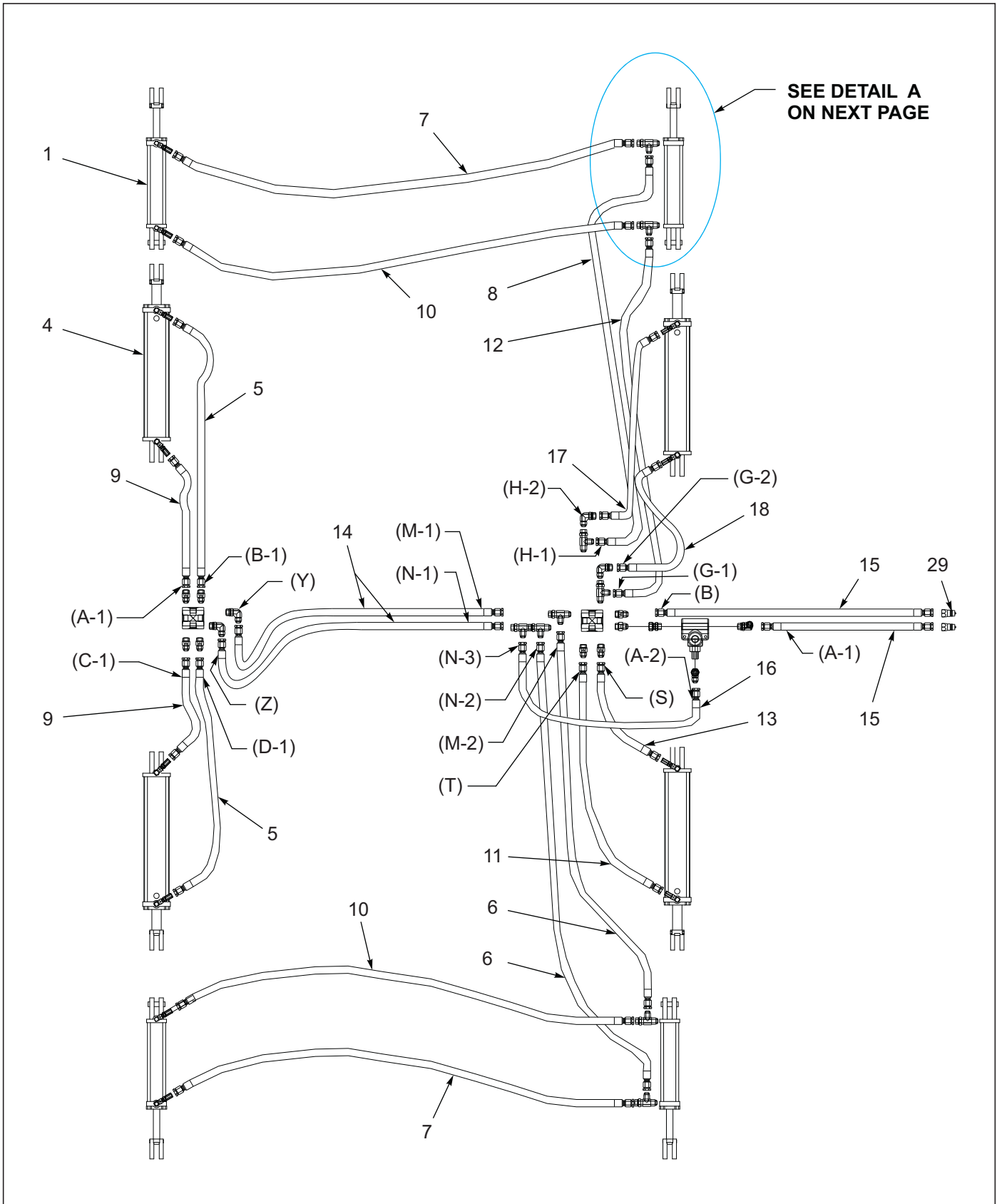


Figure 6-6: Hydraulic Assembly Fold 8550-43' (1 of 2)

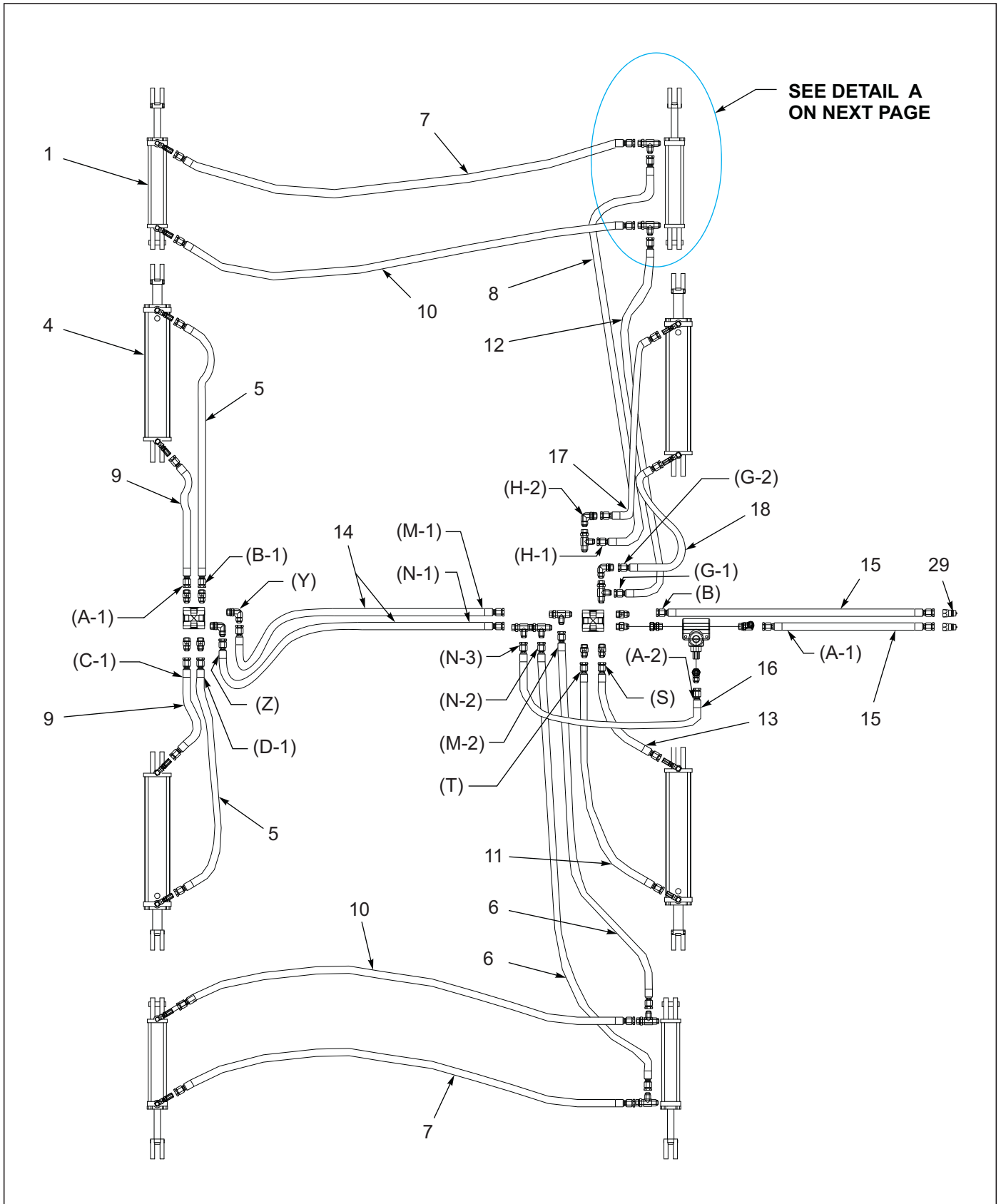


Figure 6-7: Hydraulic Assembly Fold 8550-43' (2 of 2)

Hydraulic Assembly Fold 8550-43'

ITEM	PART NUMBER	DESCRIPTION	QTY.
1	140472	CYLINDER 4X30 1-1/2 ROD (SEE PAGE 7-15)	
2	145203	CYLINDER 3-1/2 X 8 REPHASE (SEE PAGE 7-3)	
3	145204	CYLINDER 3-1/4 X 8 REPHASE (SEE PAGE 7-1)	
4	167575	CYLINDER, 4-1/2 X 30, 2DIA ROD (SEE PAGE 7-16)	
5	71508990	HOSE ASM 3/8 X60	
6	137598	HOSE ASSY 3/8X123#8JIC SWIV	
7	117163	HOSE ASSY 3/8X196 #8 JIC SWIV	
8	150273	HOSE ASSY 3/8X185 #8JIC SWIV	
9	137602	HOSE ASSY, 3/8X 27, #8JIC SWVL	
10	116492	HOSE ASSY, 3/8X128, #8JIC SWVL	
11	71508984	HOSE .38X42	
12	144342	HOSE ASSY #6 .38X123.25HIPRES	
13	147582	HOSE ASSY 3/8X24 #8 JIC SWIV	
14	1422176	HOSE ASSY 3/8X116,#8 JIC SWIV	
15	188774	HOSE ASSY,3/8#8JICX#8ORB 270"	
16	137601	HOSE ASSY, 3/8X20, #8JIC SWVL	
17	71508988	HOSE ASM 3/8 X80	
18	117259	HOSE ASSY 3/8X48 #8JIC	
19	71508983	HOSE-HYD .38X182	
20	116491	HOSE 3/8X96 #8 JIC SW	
21	71508987	HOSE ASM 3/8 X 86	
22	191988	MANIFOLD, FRONT 8550 (SEE PAGE 6-25)	
23	190927	MANIFOLD, REAR 8550 (SEE PAGE 6-26)	
24	141826	ELBOW 90 1/16 RES	
25	2071-8-8S	ADAPTER90 #8 FLR SWIVEL #8JIC	
26	203102-8-8S	ADPTR,TEE,1/2 #8JICX#8JIC SWV	
27	1400548	ELBOW EX LG	
28	155529	HOSE WRAP, YELLOW (NOT SHOWN)	
29	141828	COUPLER,MALE 3/4-16 O-RING	

Hydraulic Assembly Fold 8550-45'

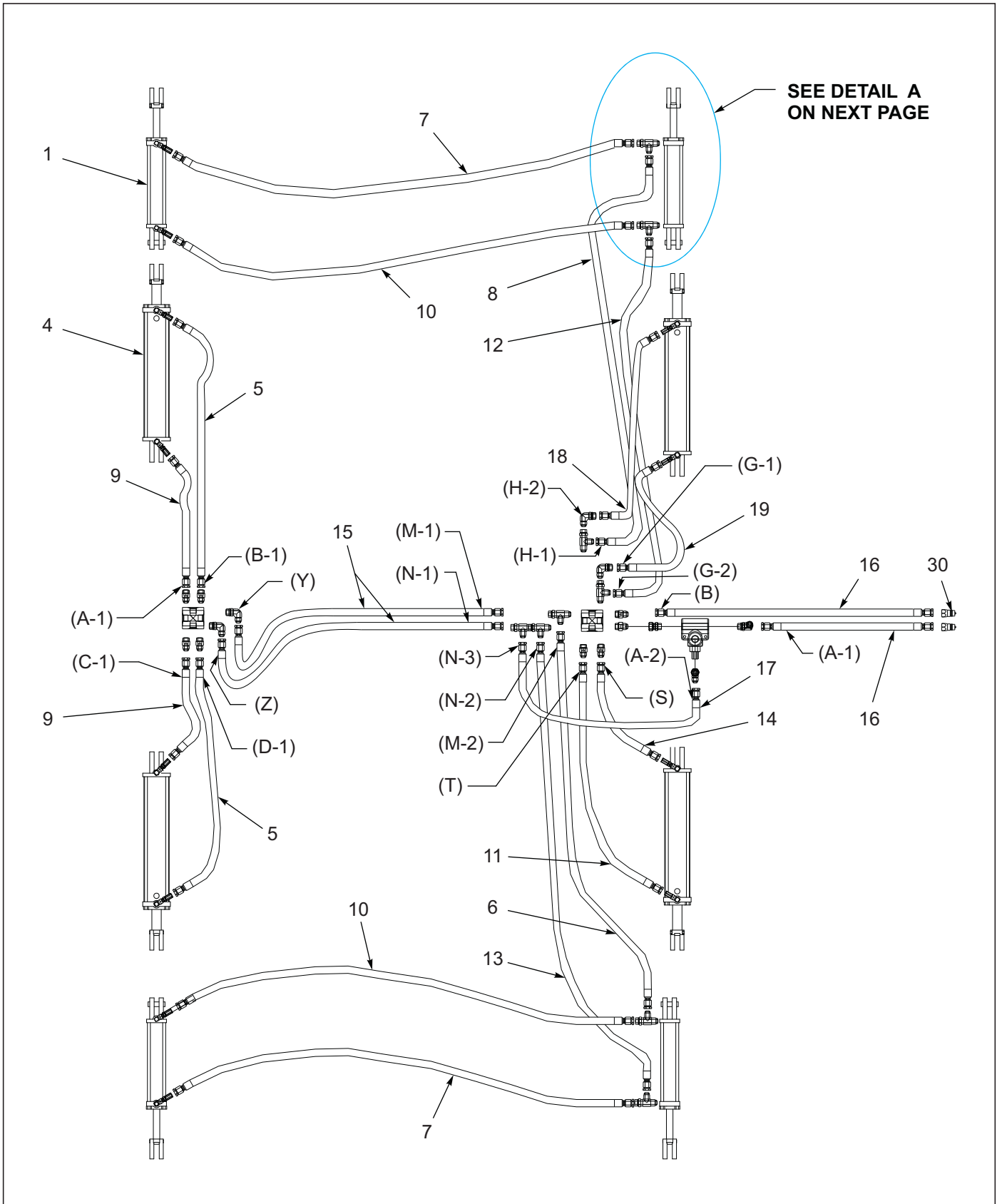


Figure 6-8: Hydraulic Assembly Fold 8550-45' (1 of 2)

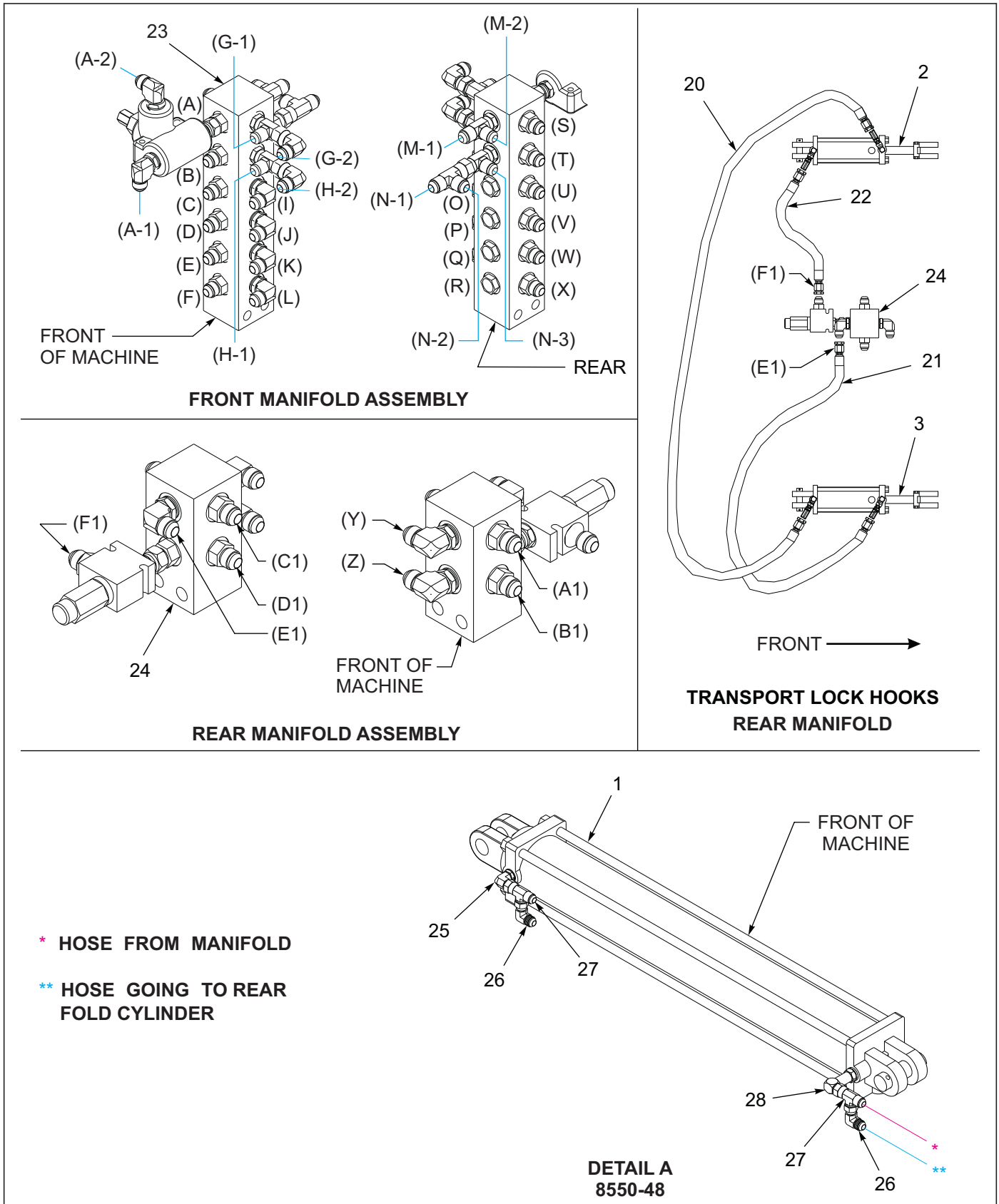


Figure 6-9: Hydraulic Assembly Fold 8550-45' (2 of 2)

Hydraulic Assembly Fold 8550-45'

ITEM	PART NUMBER	DESCRIPTION	QTY.
1	140472	CYLINDER 4X30 1-1/2 ROD (SEE PAGE 7-15)	
2	145203	CYLINDER 3-1/2 X 8 REPHASE (SEE PAGE 7-3)	
3	145204	CYLINDER 3-1/4 X 8 REPHASE (SEE PAGE 7-1)	
4	167575	CYLINDER, 4-1/2 X 30, 2DIA ROD (SEE PAGE 7-16)	
5	71508990	HOSE ASM 3/8 X60	
6	153260	HOSE ASSY 3/8X140 #8JIC SWIV K	
7	71600088	HOSE ASSY 3/8X228 #8 JIC SWIV	
8	117163	HOSE ASSY 3/8X196 #8JIC SWIV	
9	137602	HOSE ASSY, 3/8X 27, #8JIC SWVL	
10	159569	HOSE ASSY, 3/8X161, #8JIC SWVL	
11	71508984	HOSE .38X42	
12	144343	HOSE ASSY #6 .38X165 HIPRES	
13	141864	HOSE ASSY 3/8X175 #8 JIC SWIV	
14	147582	HOSE ASSY 3/8X24 #8 JIC SWIV	
15	1422176	HOSE ASSY 3/8X116,#8 JIC SWIV	
16	188774	HOSE ASSY,3/8#8JICX#8ORB 270"	
17	137601	HOSE ASSY, 3/8X20, #8JIC SWVL	
18	71508988	HOSE ASM 3/8 X80	
19	117259	HOSE ASSY 3/8X48 #8JIC	
20	71508983	HOSE-HYD .38X182	
21	116491	HOSE 3/8X96 #8 JIC SW	
22	71508987	HOSE ASM 3/8 X 86	
23	191988	MANIFOLD, FRONT 8550 (SEE PAGE 6-25)	
24	190927	MANIFOLD, REAR 8550 (SEE PAGE 6-26)	
25	141826	ELBOW 90 1/16 RES	
26	2071-8-8S	ADAPTER90 #8 FLR SWIVEL #8JIC	
27	203102-8-8S	ADPTR,TEE,1/2 #8JICX#8JIC SWV	
28	1400548	ELBOW EX LG	
29	155529	HOSE WRAP, YELLOW (NOT SHOWN)	
30	141828	COUPLER,MALE 3/4-16 O-RING	

Hydraulic Assembly Fold Details

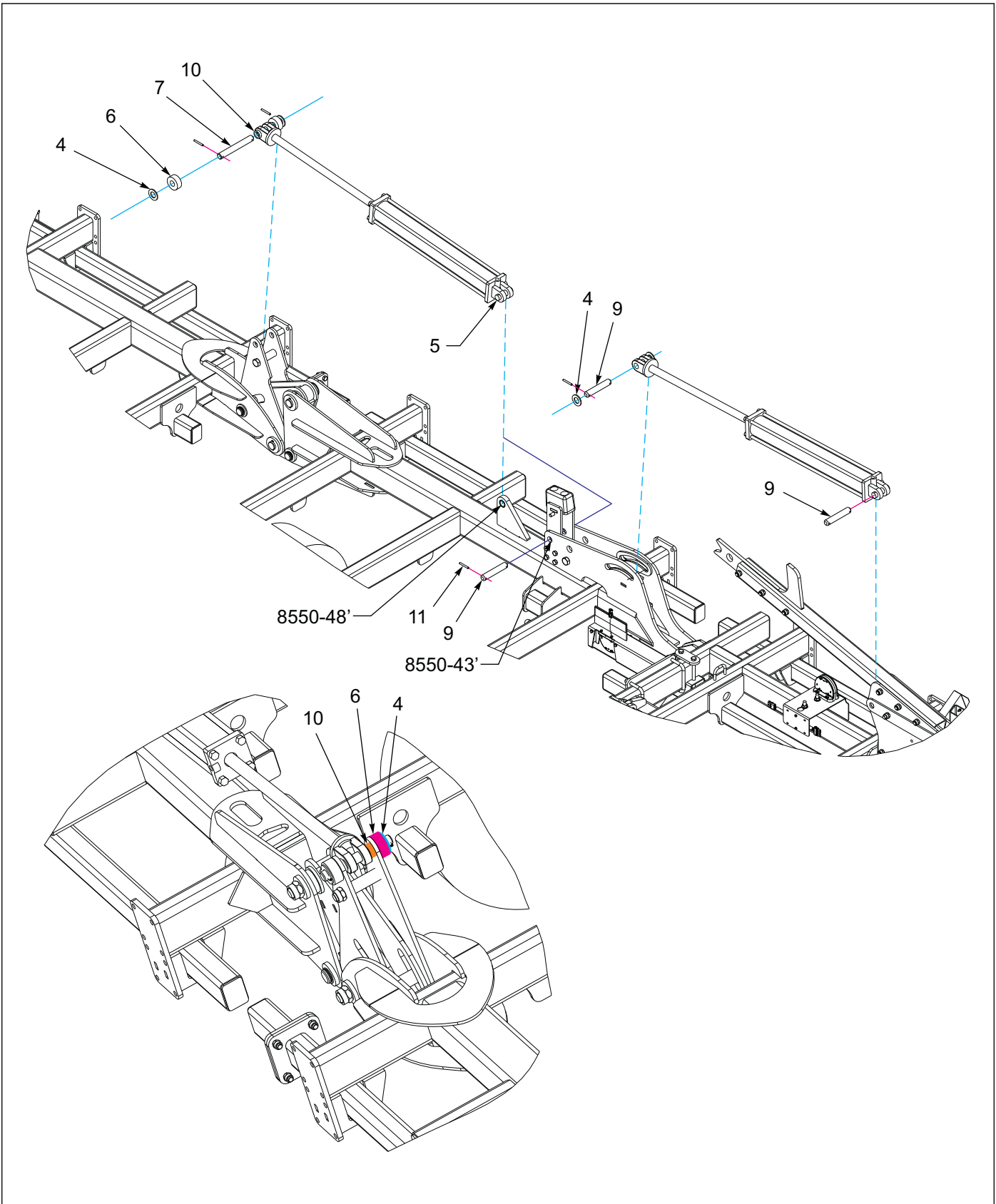


Figure 6-10: Hydraulic Assembly Fold Details (1 of 2)

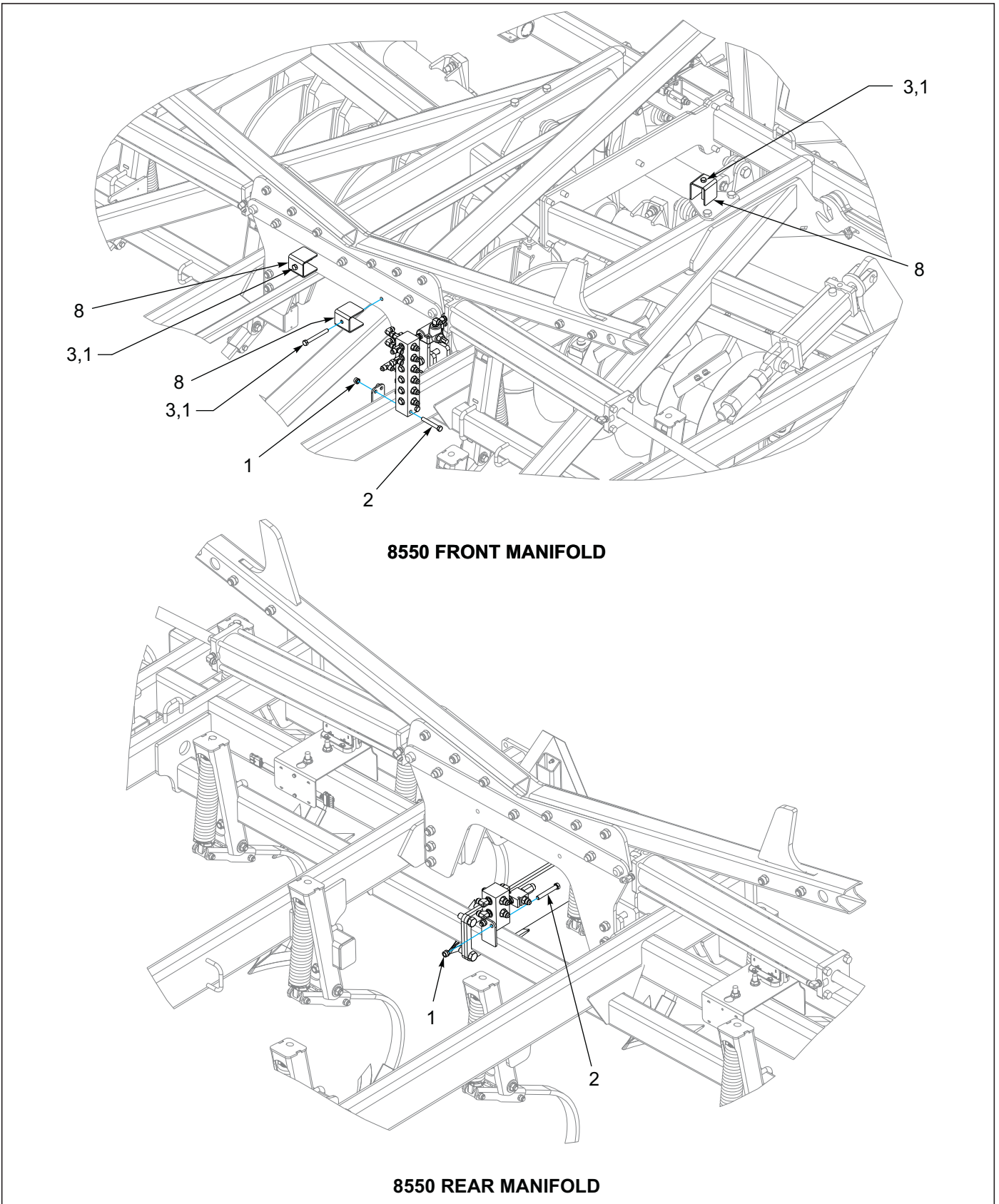


Figure 6-11: Hydraulic Assembly Fold Details (2 of 2)

Hydraulic Assembly Fold Details

ITEM	PART NUMBER	DESCRIPTION	QTY.
1	1-512-010005-09	NUT,HEX,SLFLKG, 1/2-13 GRB	8
2	1-654-010055-11	SCREW,HX CP 1/2-13UNCX3-1/2	4
3	1-654-010055-14	SCREW,HX CP,1/2-13UNCX4-1/2G5	4
4	116110	BRACKET 5-1/2X3-1/4,HITCH WLT	2
5	142122	CLEVIS PIN	1
6	164564	ROLLER, WING FOLD	1
7	164565	PIN, FOLD	1
8	165266	CLAMP, HOSE HOLDER	2
9	170291	PIN, 1-1/4 X 7	4
10	173018	SPACER, WING FOLD, 1/2" WIDE	1
11	111789	PIN,ROLL #190100057 1500	2

Hydraulic Assembly Gang

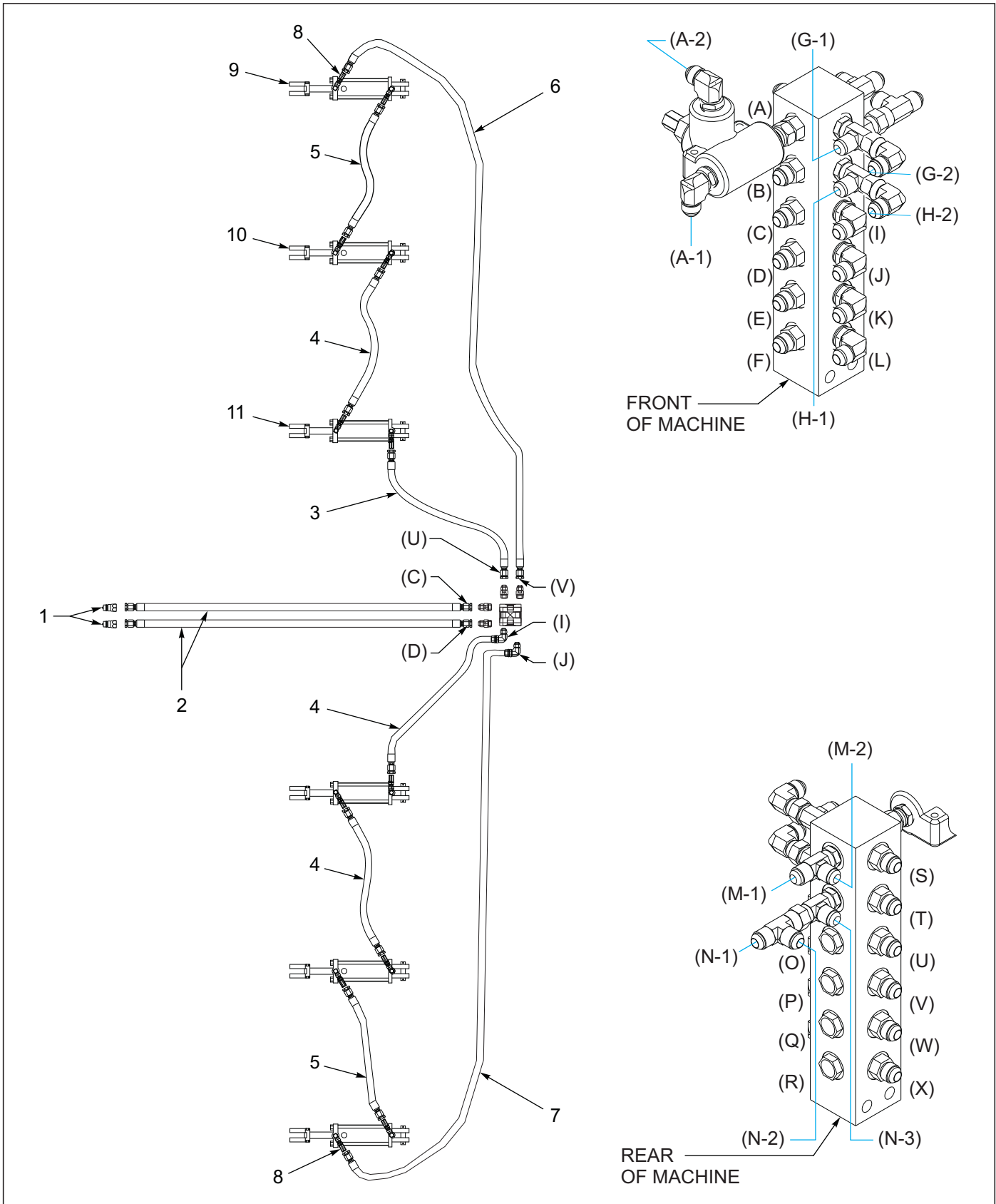


Figure 6-12: Hydraulic Assembly Gang

Hydraulic Assembly Gang'

ITEM	PART NUMBER	DESCRIPTION	QTY.		
--	----	HYDRAULIC ASSEMBLY GANG 8550-38'	*		
--	----	HYDRAULIC ASSEMBLY GANG 8550-43'	*		
--	----	HYDRAULIC ASSEMBLY GANG 8550-48'	*		
1	141828	COUPLER,MALE 3/4-16 O-RING	2	2	2
2	188774	HOSE ASSY,3/8#8JICX#8ORB 270"	2	2	2
3	156945	HOSE ASSY 3/8X100 #8JIC SWIV	1	1	1
4	141881	HOSE ASSY 3/8X136 #8 JIC SWIV	3	3	3
5	117163	HOSE ASSY 3/8X196 #8JIC	2	--	--
5	153621	HOSE ASSY 3/8X212 #8 JIC SWIV	--	2	--
5	164307	HOSE ASSY,3/8X237 #8JIC SWIV	--	--	2
6	71510821	HOSE, .38 X 244 IN.	1	--	--
6	180117	HOSE ASSY, 3/8X275, #8JIC SWIV	--	1	--
6	164309	HOSE ASSY 3/8X300 #8JIC SWIV	--	--	1
7	180117	HOSE ASSY, 3/8X275, #8JIC SWIV	1	--	--
7	164309	HOSE ASSY 3/8X300 #8JIC SWIV	--	1	--
7	1-397-010369324	HOSE ASSY,3/8X324, #8 JIC SWV	--	--	1
8	141826	ELBOW 90 1/16 RES	2	2	2
9	145203	CYLINDER 3-1/2 X 8 REPHASE (PRIOR TO JANUARY 2021) (SEE PAGE 7-3)	2	2	2
9	145203M	CYLINDER, 3-1/2 X 8, REPHASE (AFTER TO JANUARY 2021) (SEE PAGE 7-4)	2	2	2
10	145202	CYLINDER 3-3/4 X 8 REPHASE (PRIOR TO JANUARY 2021) (SEE PAGE 7-5)	2	2	2
10	145202M	CYLINDER, 3-3/4 X 8, REPHASE (AFTER TO JANUARY 2021) (SEE PAGE 7-6)	2	2	2
11	145201	CYLINDER 4 X 8 REPHASE (PRIOR TO JANUARY 2021) (SEE PAGE 7-7)	2	2	2
11	145201M	CYLINDER, 4 X 8, REPHASE (AFTER TO JANUARY 2021) (SEE PAGE 7-8)	2	2	2

Manifold Assembly Front

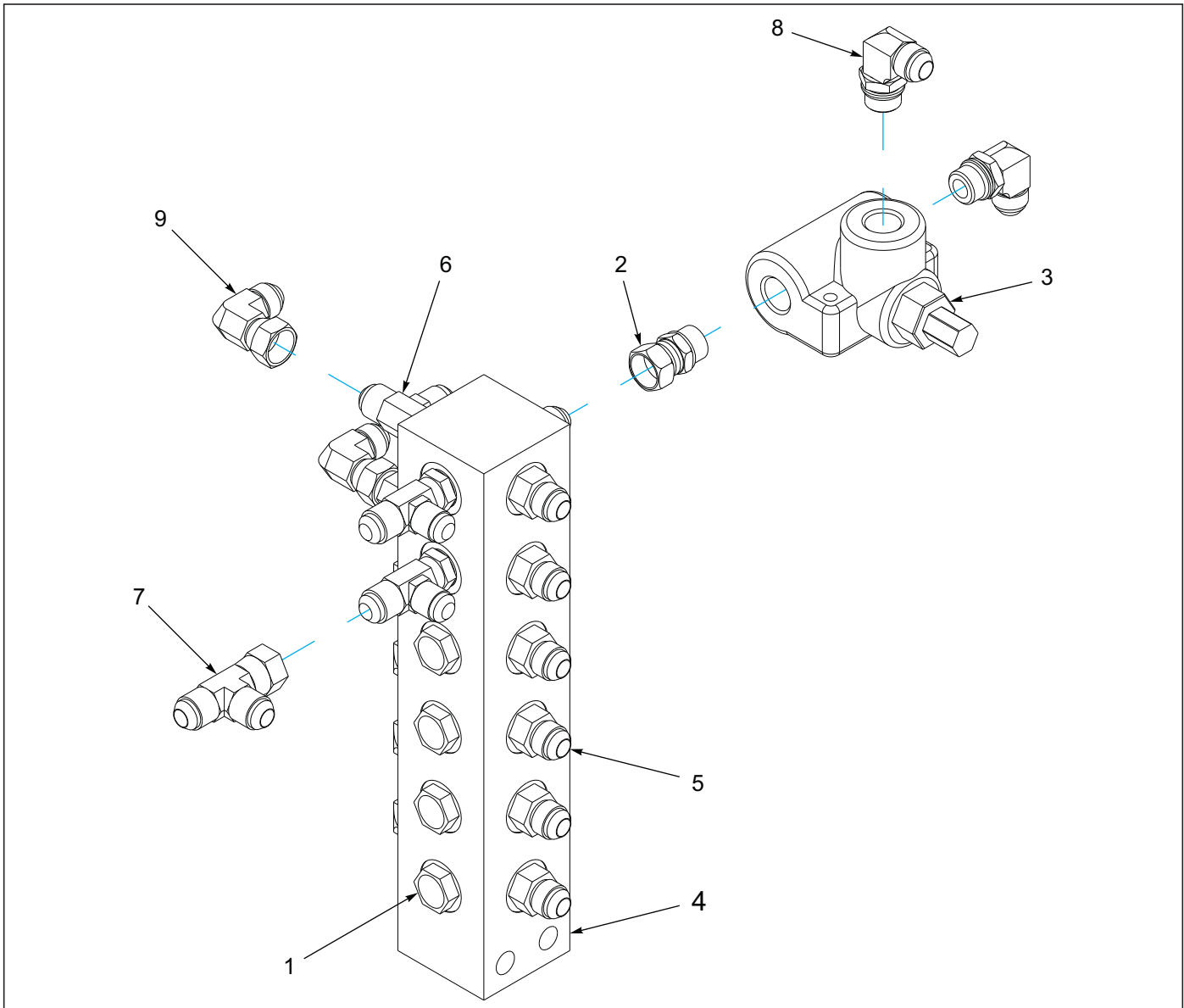


Figure 6-13: Manifold Assembly Front

Manifold Assembly Front

ITEM	PART NUMBER	DESCRIPTION	QTY.
--	191988	MANIFOLD, FRONT 8550	
1	1-007-010025	PLUG, 3/4-16 O-RING BOSS	4
2	102-1138	ADAPTER, #8 SAE X #8 JIC	1
3	165287	VALVE, RELIEF, 1000PSI	1
4	191923	MANIFOLD, HYDRAULIC 24 PORT	1
5	202702-8-8S	ADAPTER #8 O-RING TO #8 TUBE	12
6	203005-8-8S	ADAPTER,TEE,#8 O-RING-TUBE	4
7	203102-8-8S	ADPTR,TEE,1/2 #8JICX#8JIC SWV	1
8	2062-8-8S	ADAPTER, 90, #8 O-RING-TUBE	6
9	2071-8-8S	MANIFOLD, FRONT 8550	2

Manifold Assembly Rear

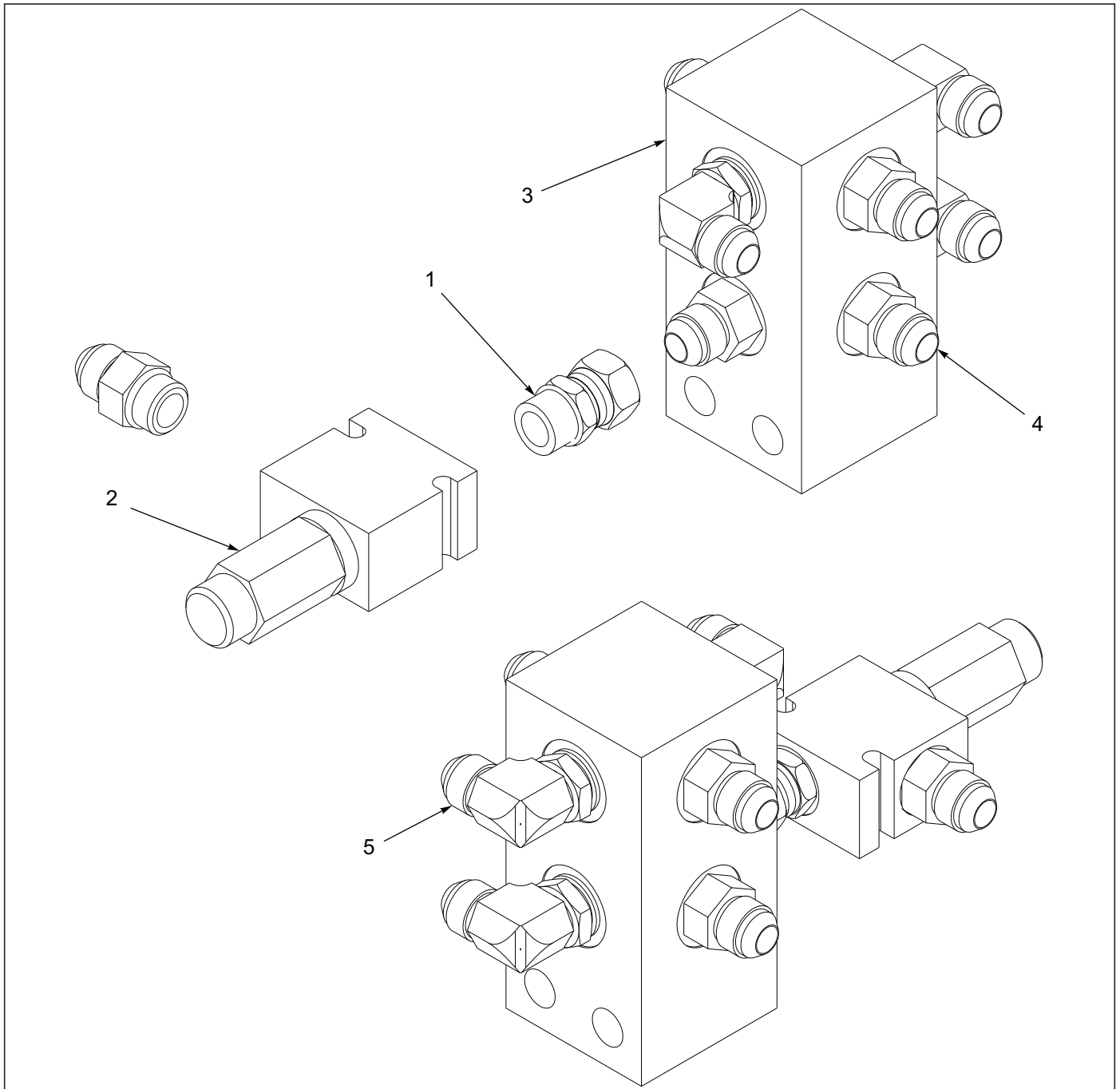


Figure 6-14: Manifold Assembly Rear

Manifold Assembly Rear

ITEM	PART NUMBER	DESCRIPTION	QTY.
--	190927	MANIFOLD, REAR 8550	
1	102-1130	FTG,STR 8M ORING X 8F JIC SW	1
2	193149	VALVE,RELIEF PILOT OP W/REV CK	1
3	2-474-010022	MANIFOLD HYDR ASSY, 8 HOSE	1
4	202702-8-8S	ADAPTER #8 O-RING TO #8 TUBE	6
5	2062-8-8S	ADAPTER, 90, #8 O-RING-TUBE	3

Cylinders

Cylinder Assembly 3-1/4 x 8, Rephase

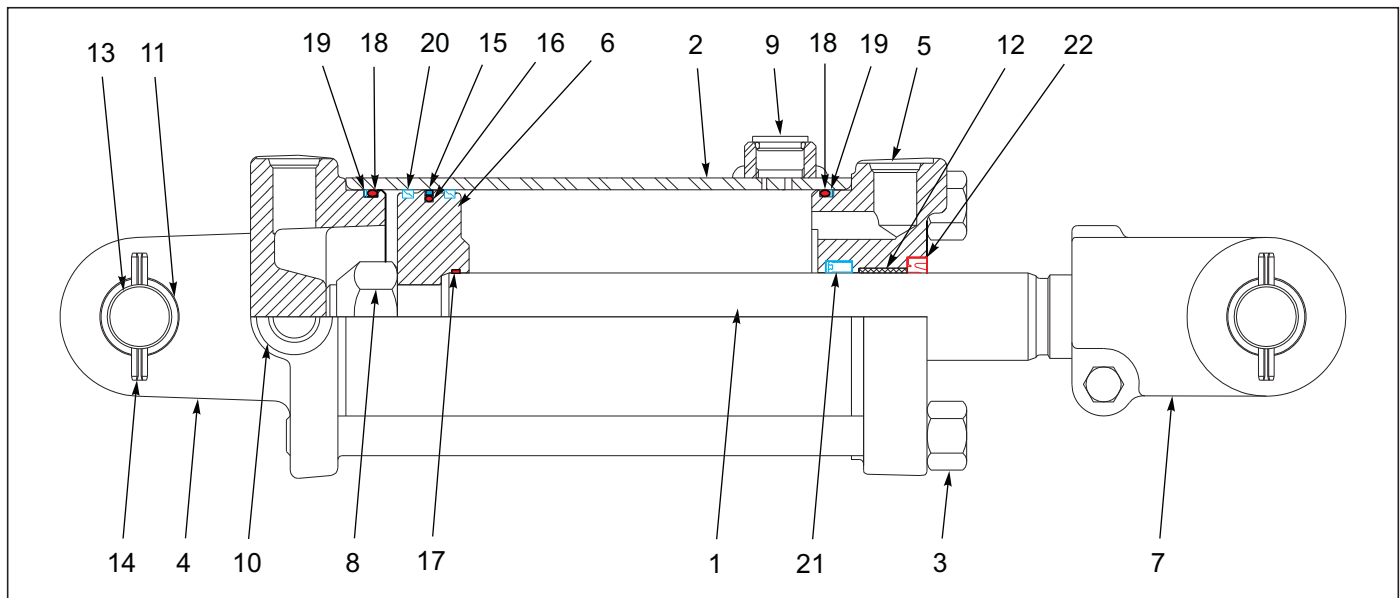


Figure 7-1: Cylinder Assembly 3-1/4 x 8, Rephase

Cylinder Assembly 3-1/4 x 8, Rephase

ITEM	PART NUMBER	DESCRIPTION	QTY.
--	145204	CYLINDER 3-1/4 X 8 REPHASE	
1	010600382	PISTON ROD	1
2	-----	TUBE ASSEMBLY	1
3	148083	TIEROD ASSEMBLY	4
4	218642	BUTT CLEVIS ASSEMBLY	1
5	148092	GLAND ASSY	1
6	-----	PISTON	1
7	148087	CLEVIS ASSEMBLY	1
8	220000209	LOCK NUT	1
9	-----	SHIPPING PLUG	1
10	-----	PLUG O-RING	1
11	148088	BUSHING	4
12	-----	BUSHING	1
13	143994	PIN, CLEVIS	2
14	111789	PIN,ROLL	4
15	-----	TEFLON SEAL	1
16	-----	O-RING	1
17	-----	O-RING	1
18	-----	O-RING	2
19	-----	BU-WASHER	2
20	-----	BEARING RING	1
21	-----	U-CUP	1
22	-----	CANNED WIPER	1
23	148094	SEAL KIT (NOT SHOWN) (INCLUDES ITEMS 15 - 22)	

Cylinder Assembly 3-1/2 x 8, Rephase (Prince)

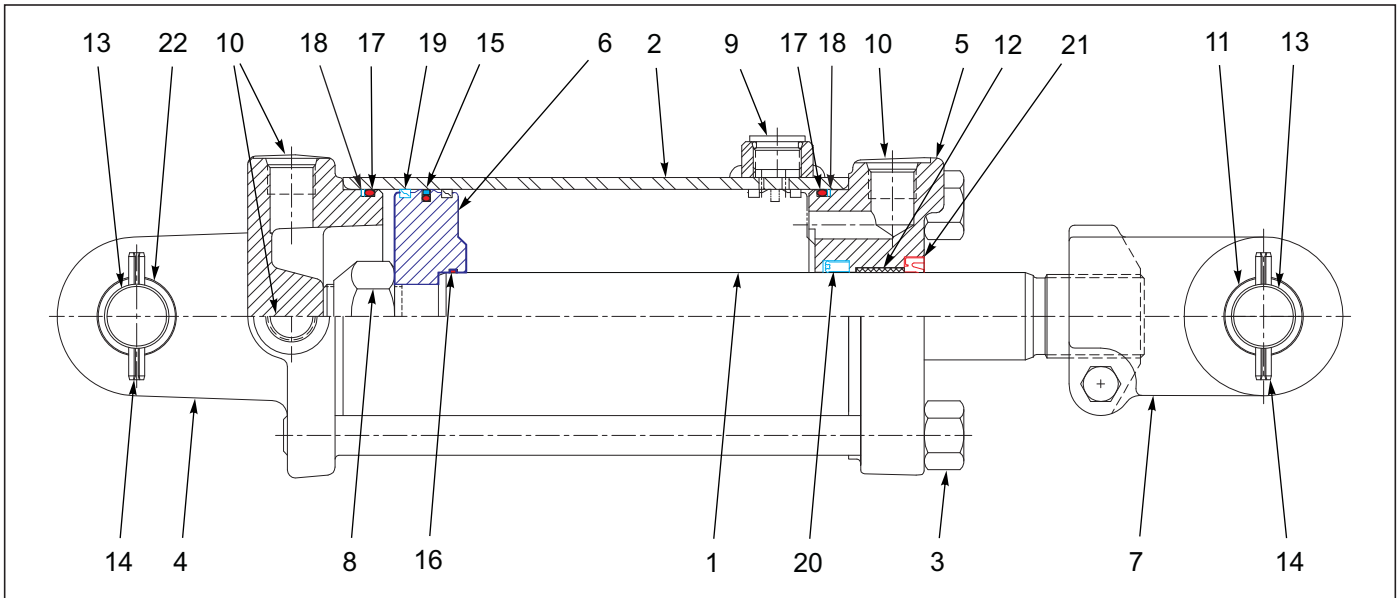


Figure 7-2: Cylinder Assembly 3-1/2 x 8, Rephase (Prince)

Cylinder Assembly 3-1/2 x 8, Rephase (Prince)

ITEM	PART NUMBER	DESCRIPTION	QTY.
--	145203	CYLINDER 3-1/2 X 8 REPHASE	
1	----	ROD, PISTON	1
2	----	TUBE ASSEMBLY	1
3	----	TIEROD ASSEMBLY	4
4	218643	BUTT CLEVIS ASSEMBLY	1
5	148085	GLAND ASSEMBLY	1
6	----	PISTON	1
7	148087	CLEVIS ASSEMBLY	1
8	----	LOCKNUT	1
9	----	SHIPPING PLUG	1
10	----	SHIPPING PLUG	3
11	148088	BUSHING	2
12	125566	BUSHING	1
13	143994	CLEVIS PIN	2
14	111789	ROLL PIN	4
15	----	TEFLON SEAL	1
16	----	O- RING	1
17	----	O- RING	2
18	----	BU- WASHER	2
19	----	BEARING RING	1
20	----	U- CUP	1
21	----	CANNED WIPER	1
22	142112	BUSHING	2
23	148089	PACKING KIT (NOT SHOWN) (INCLUDES ITEMS 15-21)	

Cylinder Assembly 3-1/2 x 8, Rephase (Midway)

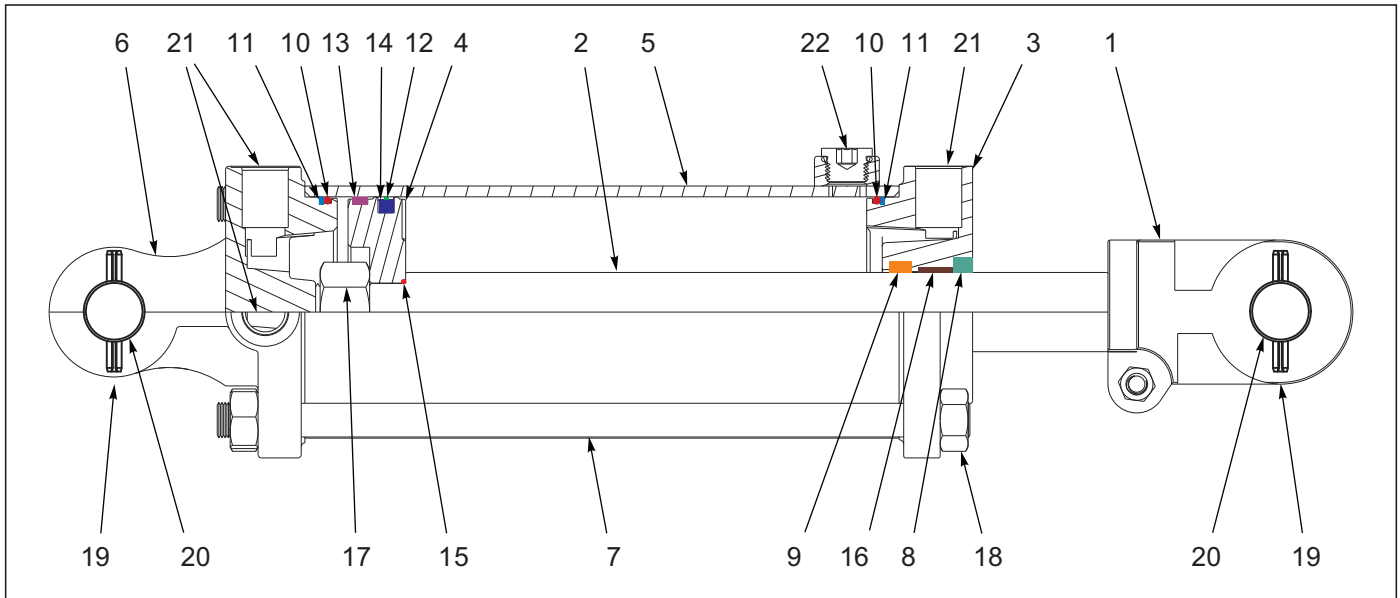


Figure 7-3: Cylinder Assembly 3-1/2 x 8, Rephase (Midway)

Cylinder Assembly 3-1/2 x 8, Rephase (Midway)

ITEM	PART NUMBER	DESCRIPTION	QTY.
--	145203M	CYLINDER, 3-1/2 X 8, REPHASE	
1	231792	ROD CLEVIS-ADI, 1" PIN, MIDWAY	1
2	----	ROD	1
3	234417	GLAND, 3-1/2" BORE, MIDWAY	1
4	----	PISTON	1
5	----	TUBE	1
6	234416	BUTT CLEVIS-ADI, 3-1/2" BORE	1
7	----	TIEROD	4
8	----	WIPER	1
9	----	U- CUP	1
10	----	OD O- RING	2
11	----	OD BACKUP	2
12	----	GREEN	1
13	----	WEAR RING	1
14	----	LOADER	1
15	----	O- RING	1
16	----	BUSHING	1
17	----	PISTON NUT	1
18	----	TIEROD NUT	8
19	1-647-010004221	PIN,SPRING 1/4X2 SLOTTED	2
20	229565	CLEVIS PIN, Ø1" HARDEN, MIDWAY	2
21	----	HEX PLUG	3
22	----	REPHASING PORT PLUG	1
23	234418	PACKING KIT,3-1/2" BORE,MIDWAY (NOT SHOWN) (INCLUDES ITEMS 8-15)	

Cylinder Assembly 3-3/4 x 8, Rephase (Prince)

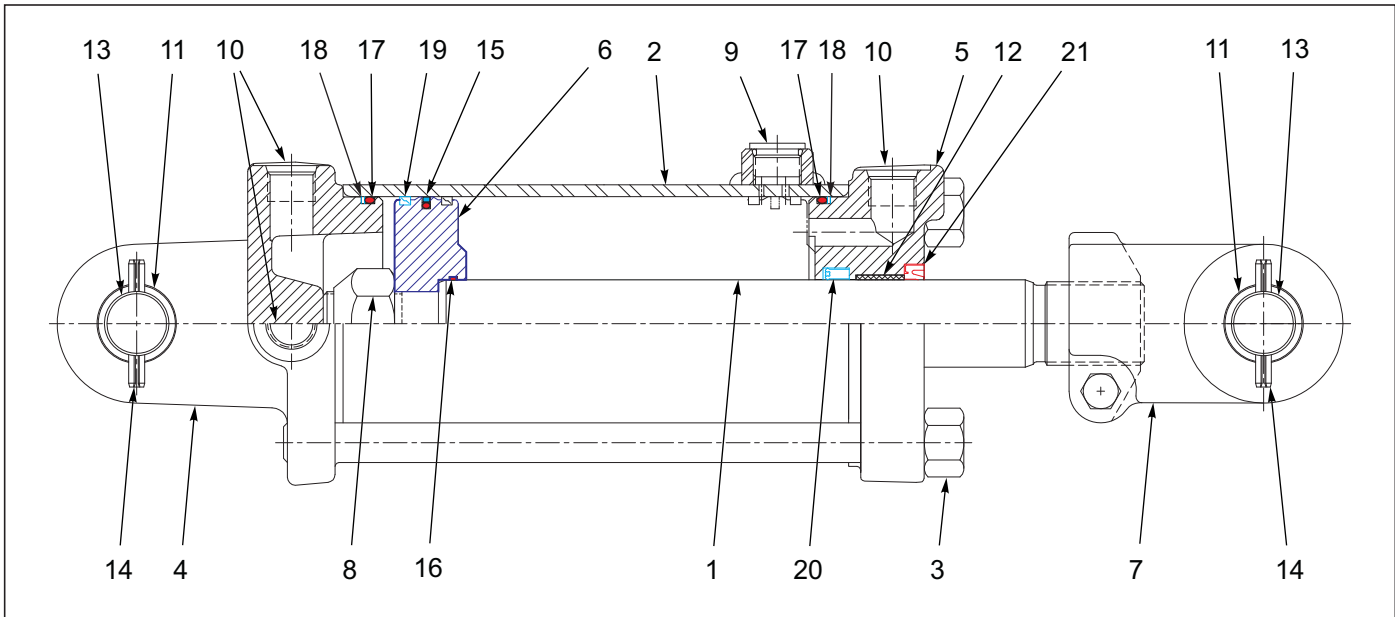


Figure 7-4: Cylinder Assembly 3-3/4 x 8, Rephase (Prince)

Cylinder Assembly 3-3/4 x 8, Rephase (Prince)

ITEM	PART NUMBER	DESCRIPTION	QTY.
--	145202	CYLINDER 3-3/4 X 8 REPHASE	
1	----	ROD, PISTON	1
2	----	TUBE ASSY	1
3	----	TIEROD ASSY	4
4	142116	BUTT CLEVIS ASSY	1
5	111871	GLAND ASSEMBLY	1
6	----	PISTON	1
7	142110	CLEVIS ASSY	1
8	----	LOCKNUT	1
9	----	SHIPPING PLUG	1
10	----	SHIPPING PLUG	3
11	142112	BUSHING	4
12	141301	BUSHING	1
13	143994	CLEVIS PIN	2
14	111789	ROLL PIN	4
15	----	TEFLON SEAL	1
16	----	O- RING	1
17	----	O- RING	2
18	----	BU- WASHER	2
19	----	BEARING RING	1
20	----	U- CUP	1
21	----	CANNED WIPER	1
22	147748	PACKING KIT (NOT SHOWN) (INCLUDES ITEMS 15-21)	

Cylinder Assembly 3-3/4 x 8, Rephase (Midway)

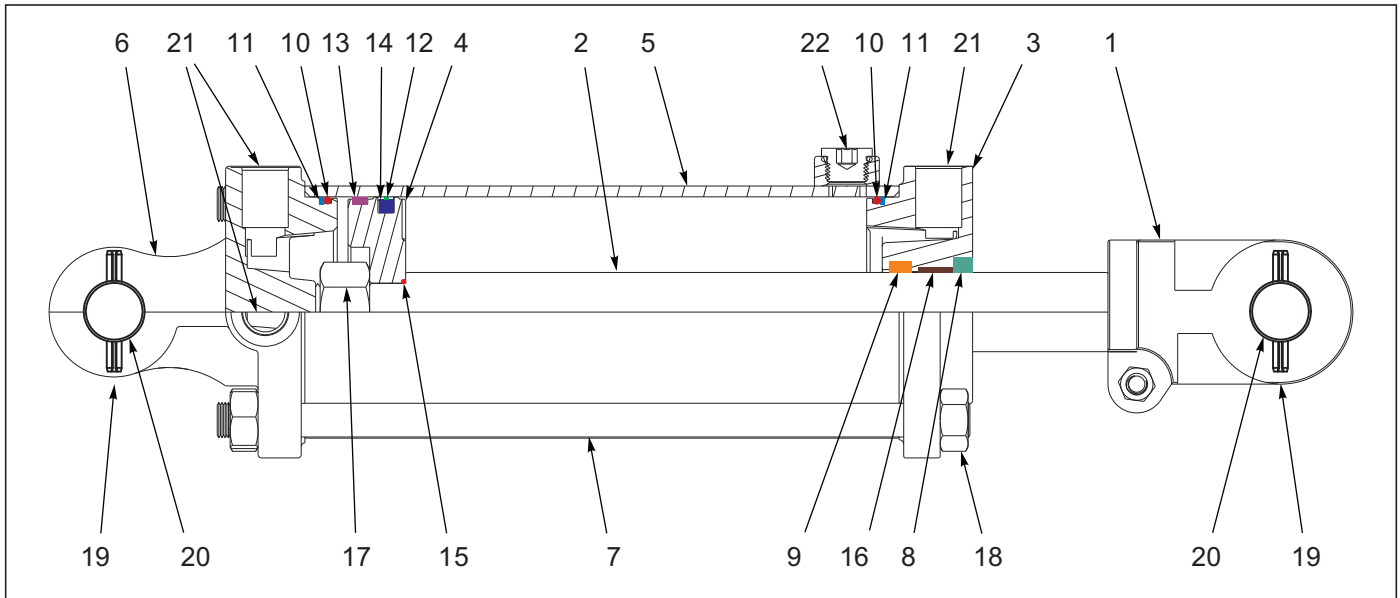


Figure 7-5: Cylinder Assembly 3-3/4 x 8, Rephase (Midway)

Cylinder Assembly 3-3/4 x 8, Rephase (Midway)

ITEM	PART NUMBER	DESCRIPTION	QTY.
--	145202M	CYLINDER, 3-3/4 X 8, REPHASE	
1	231792	ROD CLEVIS-ADI, 1" PIN, MIDWAY	1
2	----	ROD	1
3	231802	GLAND, 3-3/4" BORE, MIDWAY	1
4	----	PISTON	1
5	----	TUBE	1
6	234415	BUTT CLEVIS-ADI,4" BORE,MIDWAY	1
7	----	TIEROD	4
8	----	WIPER	1
9	----	U- CUP	1
10	----	OD O- RING	2
11	----	OD BACKUP	2
12	----	GREEN	1
13	----	WEAR RING	1
14	----	LOADER	1
15	----	O- RING	1
16	----	BUSHING	1
17	----	PISTON NUT	1
18	----	TIEROD NUT	8
19	1-647-010004221	PIN,SPRING 1/4X2 SLOTTED	2
20	229565	CLEVIS PIN, Ø1" HARDEN, MIDWAY	2
21	----	HEX PLUG	3
22	----	REPHASING PORT PLUG	1
23	231803	PACKING KIT,3-3/4" BORE,MIDWAY (NOT SHOWN) (INCLUDES ITEMS 8-15)	

Cylinder Assembly 4 x 8, Rephase (Prince)

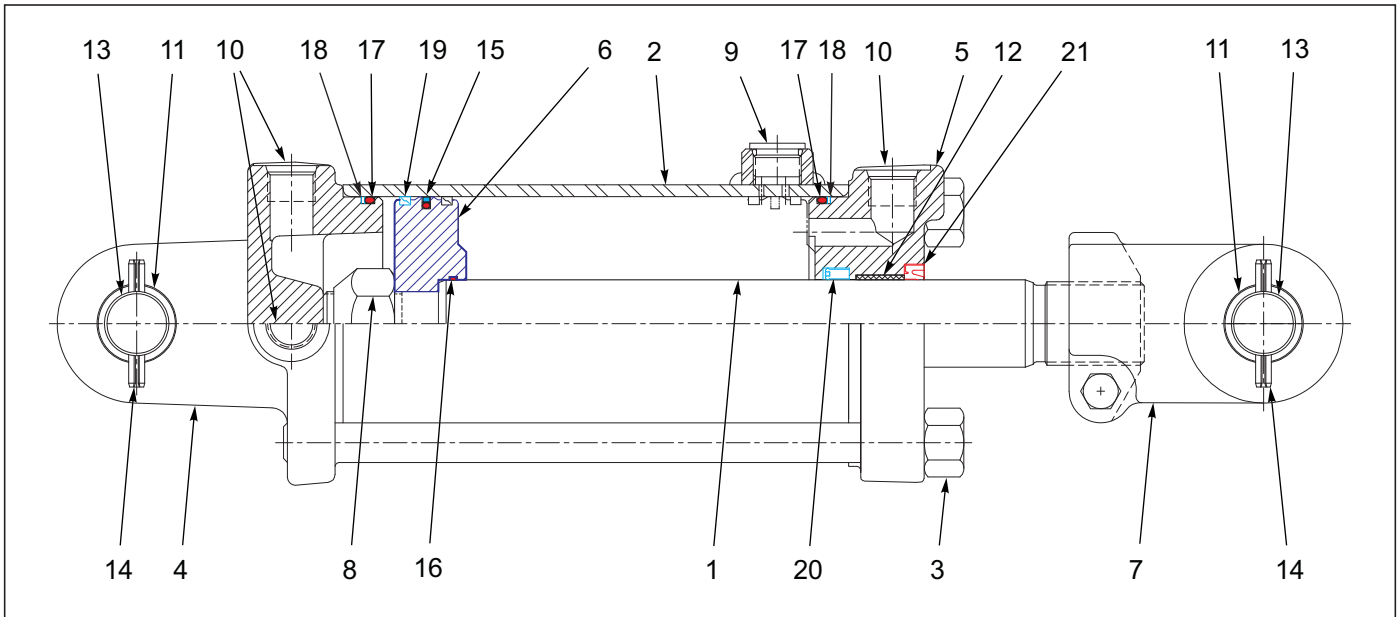


Figure 7-6: Cylinder Assembly 4 x 8, Rephase (Prince)

Cylinder Assembly 4 x 8, Rephase (Prince)

ITEM	PART NUMBER	DESCRIPTION	QTY.
--	145201	CYLINDER 4 X 8 REPHASE	
1	----	ROD, PISTON	1
2	----	TUBE ASSY	1
3	----	TIEROD ASSY	4
4	142114	BUTT CLEVIS ASSY	1
5	142109	GLAND ASSEMBLY	1
6	----	PISTON	1
7	142110	CLEVIS ASSY	1
8	----	LOCKNUT	1
9	----	SHIPPING PLUG	1
10	----	SHIPPING PLUG	3
11	142112	BUSHING	4
12	141301	BUSHING	1
13	143994	CLEVIS PIN	2
14	111789	ROLL PIN	4
15	----	TEFLON SEAL	1
16	----	O- RING	1
17	----	O- RING	2
18	----	BU- WASHER	2
19	----	BEARING RING	1
20	----	U- CUP	1
21	----	CANNED WIPER	1
22	147745	PACKING KIT (NOT SHOWN) (INCLUDES ITEMS 15-21)	

Cylinder Assembly 4 x 8, Rephase (Midway)

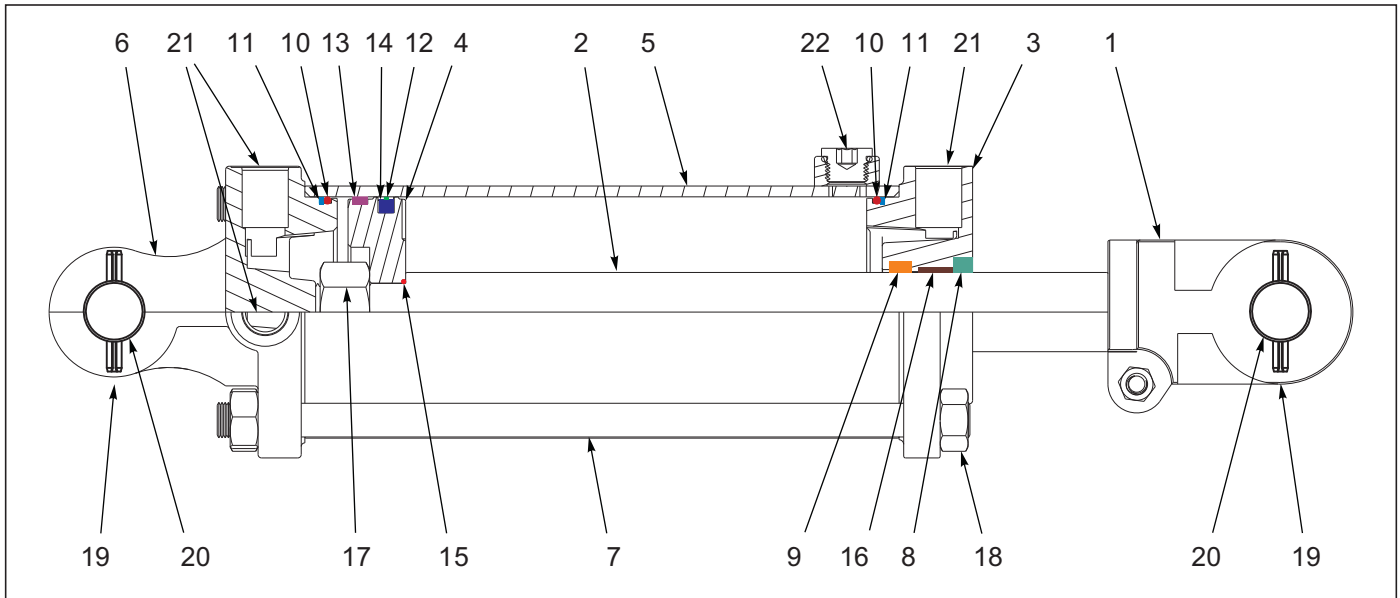


Figure 7-7: Cylinder Assembly 4 x 8, Rephase (Midway)

Cylinder Assembly 4 x 8, Rephase (Midway)

ITEM	PART NUMBER	DESCRIPTION	QTY.
--	145201M	CYLINDER, 4 X 8, REPHASE	
1	231792	ROD CLEVIS-ADI, 1" PIN, MIDWAY	1
2	----	ROD	1
3	229560	GLAND, 4" BORE, MIDWAY	1
4	----	PISTON	1
5	----	TUBE	1
6	231804	BUTT CLEVIS-ADI,4" BORE,MIDWAY	1
7	----	TIEROD	4
8	----	WIPER	1
9	----	U- CUP	1
10	----	OD O- RING	2
11	----	OD BACKUP	2
12	----	GREEN	1
13	----	WEAR RING	1
14	----	LOADER	1
15	----	O- RING	1
16	----	BUSHING	1
17	----	PISTON NUT	1
18	----	TIEROD NUT	8
19	1-647-010004221	PIN,SPRING 1/4X2 SLOTTED	2
20	229565	CLEVIS PIN, Ø1" HARDEN, MIDWAY	2
21	----	HEX PLUG	3
22	----	REPHASING PORT PLUG	1
23	229561	PACKING KIT, 4" BORE, MIDWAY (NOT SHOWN) (INCLUDES ITEMS 8-15)	

Cylinder Assembly 3-3/4 x 10, Rephase (1" Pin)

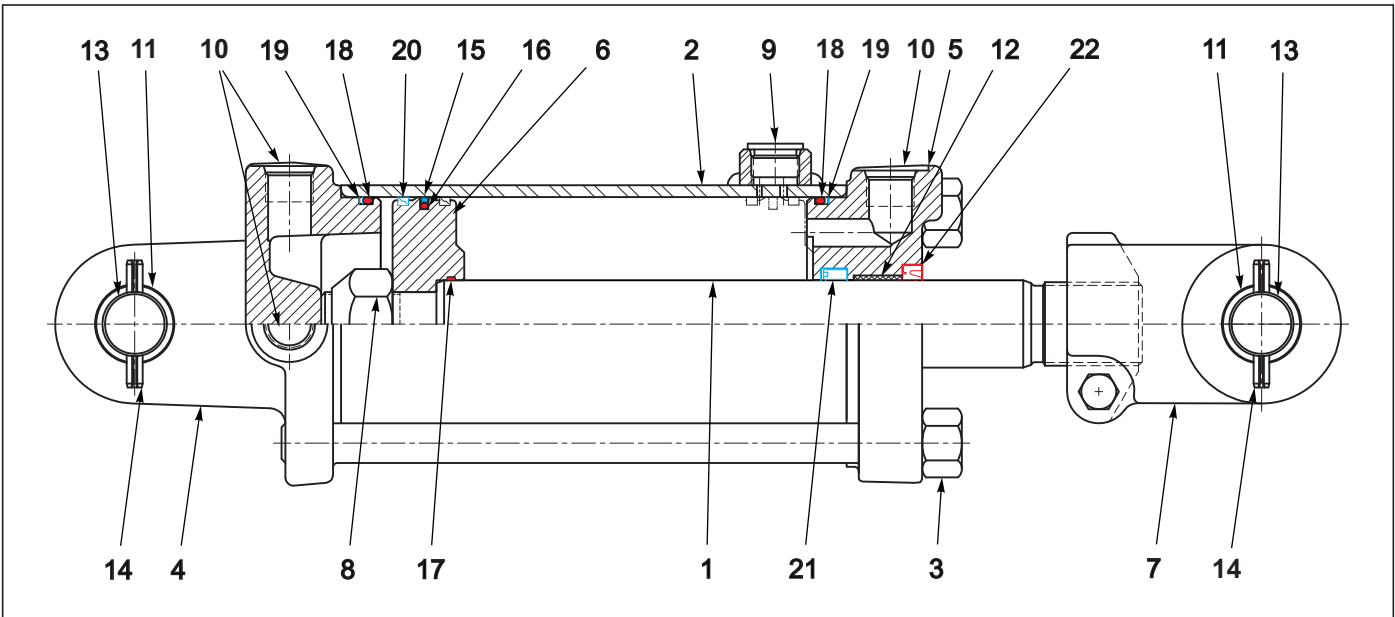


Figure 7-8: Cylinder Assembly 3-3/4 x 10, Rephase (1" Pin)

Cylinder Assembly 3-3/4 x 10, Rephase (1" Pin)

ITEM	PART NUMBER	DESCRIPTION	QTY.
--	140471	CYLINDER, 3-3/4 X 10, REPHASE (1" PINS)	
1	----	PISTON, ROD	1
2	----	TUBE ASSY	1
3	----	TIEROD ASSY	1
4	142116	BUTT CLEVIS ASSEMBLY	1
5	111871	GLAND ASSY	1
6	----	PISTON ROD	1
7	142110	CLEVIS ASSY	1
8	----	NUT, LOCK	1
9	----	PLUG, PORT	1
10	----	PLUG, PORT	3
11	142112	BUSHING	4
12	141301	BUSHING	1
13	143994	PIN, CLEVIS	2
14	111789	ROLL PIN	4
15	----	TEFLON SEAL	1
16	----	O- RING	1
17	----	O- RING	1
18	----	O- RING	2
19	----	BU- WASHER	2
20	----	BEARING RING	2
21	----	U- CUP	1
22	----	CANNED WIPER	1
23	142103	PACKING KIT (NOT SHOWN) (INCLUDES ITEMS 15-22)	

Cylinder Assembly 4 x 10, Rephase (1" Pin)

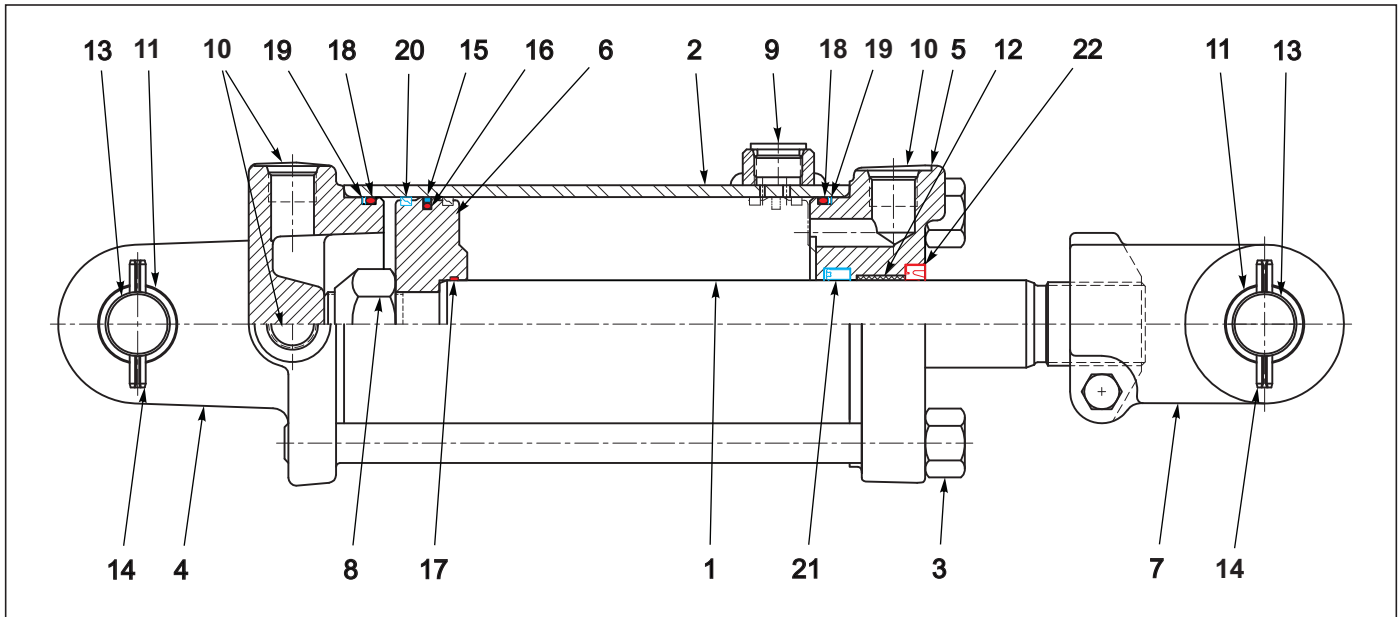


Figure 7-9: Cylinder Assembly 4 x 10, Rephase (1" Pin)

Cylinder Assembly 4 x 10, Rephase (1" Pin)

ITEM	PART NUMBER	DESCRIPTION	QTY.
--	140470	CYLINDER 4X10 REPHASE (1" PINS)	
1	----	PISTON, ROD	1
2	----	TUBE	1
3	----	TIEROD ASSY	1
4	142114	BUTT CLEVIS ASSY	1
5	142109	GLAND ASSEMBLY	1
6	----	PISTON	1
7	142110	CLEVIS ASSEMBLY	1
8	----	NUT, LOCK	1
9	----	PLUG, PORT	1
10	----	PLUG, PORT	3
11	142112	BUSHING	4
12	141301	BUSHING	1
13	143994	PIN, CLEVIS	2
14	111789	ROLL PIN	4
15	----	TEFLON SEAL	1
16	----	O- RING	1
17	----	O- RING	1
18	----	O- RING	2
19	----	BU- WASHER	2
20	----	BEARING RING	2
21	----	U- CUP	1
22	----	CANNED WIPER	1
23	142111	PACKING KIT (NOT SHOWN) (INCLUDES ITEMS 15-22)	

Cylinder Assembly 4-1/2 x 10, Rephase

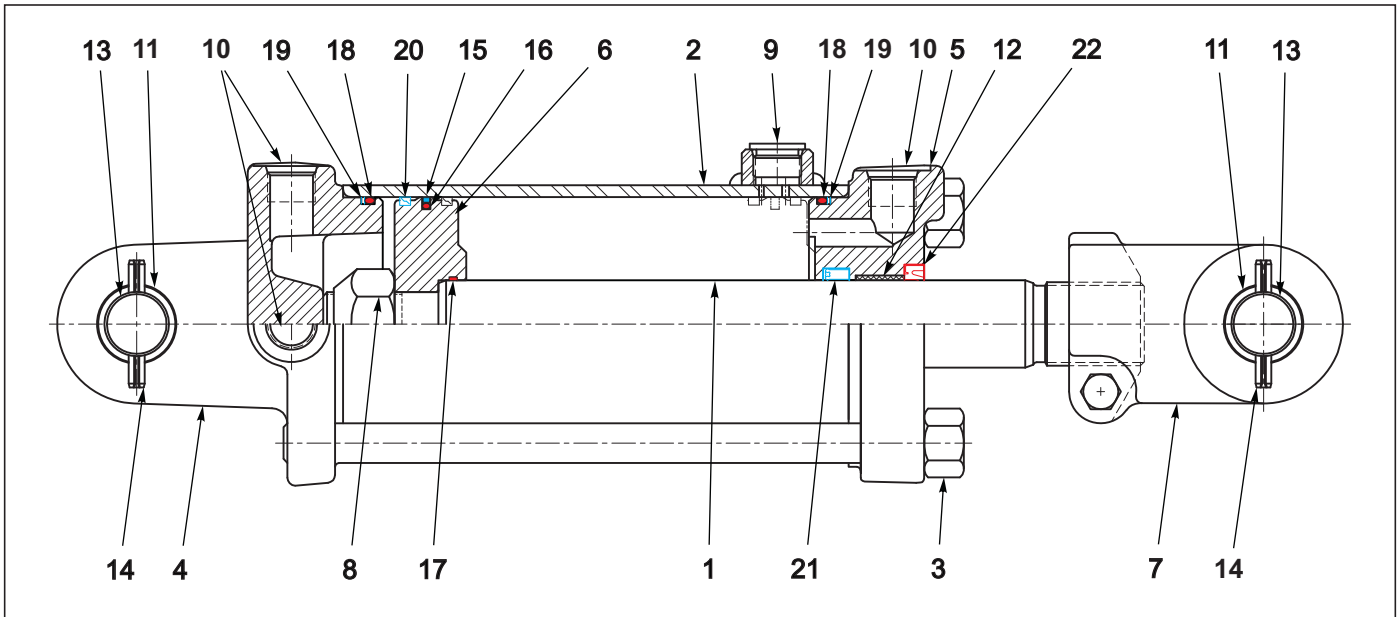


Figure 7-10: Cylinder Assembly 4-1/2 x 10, Rephase

Cylinder Assembly 4-1/2 x 10, Rephase

ITEM	PART NUMBER	DESCRIPTION	QTY.
--	184784	CYLINDER, 4-1/2 X 10, REPHASE	
1	----	,PISTON ROD	1
2	----	TUBE	1
3	----	TIE ROD ASSY	1
4	218641	BUTT CLEVIS ASSY	1
5	103153	GLAND ASSY	1
6	----	PISTON	1
7	137304	CLEVIS ASSY	1
8	----	NUT, LOCK	1
9	----	PLUG, PORT	1
10	----	PLUG, PORT	3
11	135912	BUSHING	4
12	137702	BUSHING	1
13	147755	CLEVIS PIN	2
14	111789	ROLL PIN	4
15	----	TEFLON SEAL	1
16	----	O- RING	1
17	----	O- RING	1
18	----	O- RING	2
19	----	BU- WASHER	2
20	----	BEARING RING	2
21	----	U- CUP	1
22	----	CANNED WIPER	1
23	208435	PACKING KIT (NOT SHOWN) (INCLUDES ITEMS 15-22)	

Cylinder Assembly 3-3/4 x 10, Rephase (1-1/4" Pins)

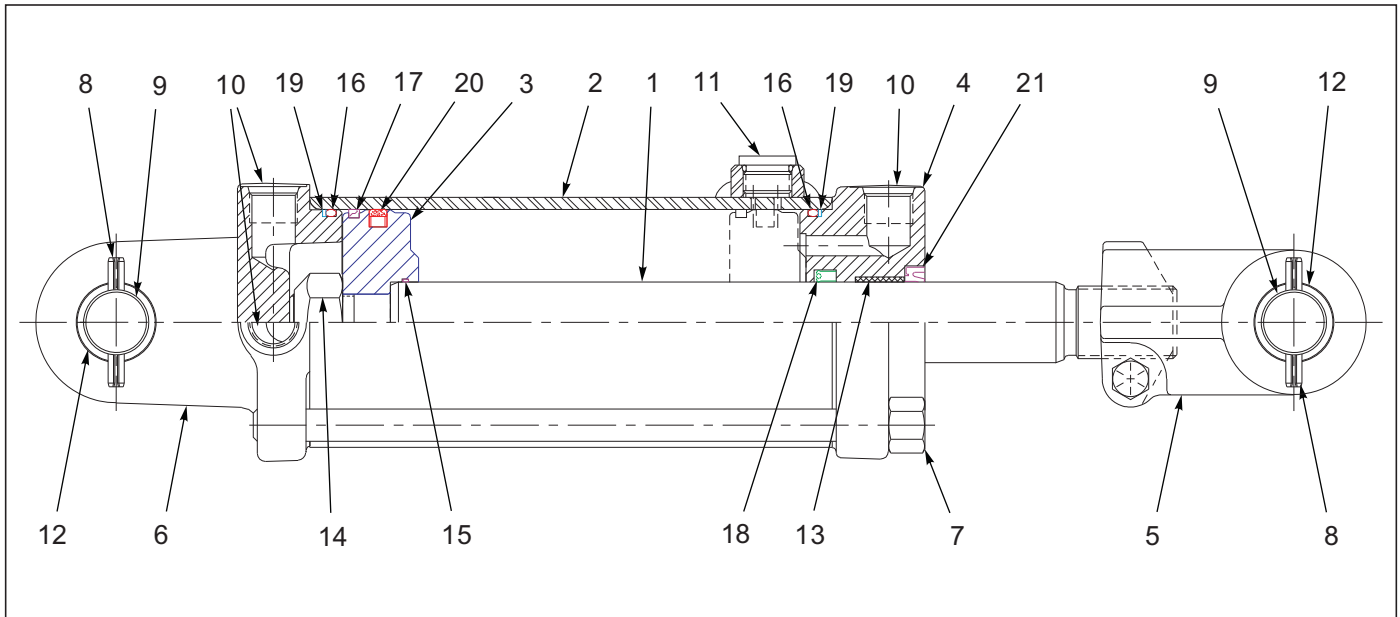


Figure 7-11: Cylinder Assembly 3-3/4 x 10, Rephase (1-1/4" Pins)

Cylinder Assembly 3-3/4 x 10, Rephase (1-1/4" Pins)

ITEM	PART NUMBER	DESCRIPTION	QTY.
--	209729	CYL 3-3/4X10 REPHASE 1-1/4 PIN	
1	----	PISTON ROD	1
2	----	TUBE ASSEMBLY	1
3	----	PISTON	1
4	111871	GLAND ASSEMBLY	1
5	148097	CLEVIS ASSEMBLY	1
6	218652	BUTT CLEVIS ASSEMBLY	1
7	----	TIEROD STUD W/ HEX NUT	4
8	111789	ROLL PIN	4
9	218640	CLEVIS PIN	2
10	----	#8 SAE HEX HEAD PLUG PLUG	3
11	----	#8 SAE HEX HOLLOW HEAD PLUG PLUG	1
12	135912	TENSION BUSHING	4
13	141301	DU BUSHING	1
14	----	LOCKNUT	1
15	----	O- RING	1
16	----	O- RING	2
17	----	PISTON BEARING RING	1
18	----	U- CUP	1
19	----	BU- WASHER	2
20	----	TEFLON SEAL	1
21	----	CANNED WIPER	1
22	218653	PACKING KIT (NOT SHOWN) (INCLUDES ITEMS 15-21)	

Cylinder Assembly 4 x 10, Rephase (1-1/4" Pins)

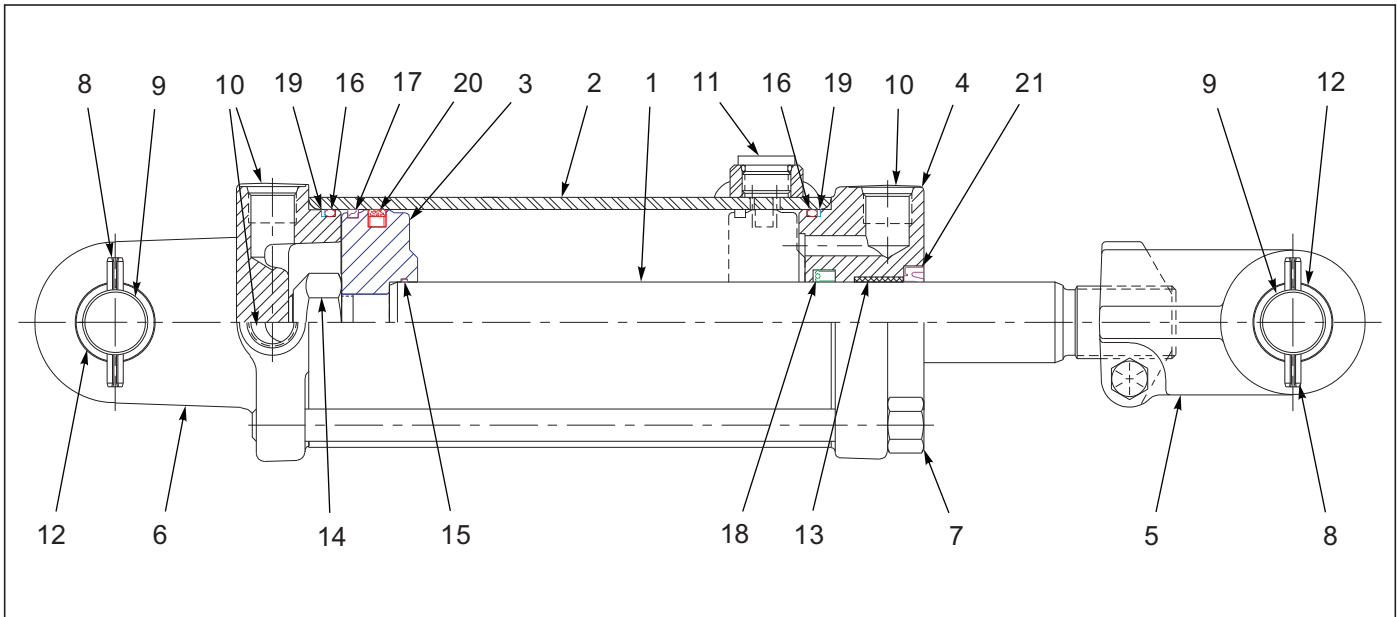


Figure 7-12: Cylinder Assembly 4 x 10, Rephase (1-1/4" Pins)

Cylinder Assembly 4 x 10, Rephase (1-1/4" Pins)

ITEM	PART NUMBER	DESCRIPTION	QTY.
--	209728	CYL 4X10 REPHASE 1-1/4 PINS	
1	----	PISTON ROD	1
2	----	TUBE ASSEMBLY	1
3	----	PISTON	1
4	142109	GLAND ASSEMBLY	1
5	148097	CLEVIS ASSEMBLY	1
6	218639	BUTT CLEVIS ASSEMBLY	1
7	----	TIEROD STUD W/ HEX NUT	4
8	111789	ROLL PIN	4
9	218640	CLEVIS PIN	2
10	----	#8 SAE HEX HEAD PLUG PLUG	3
11	----	#8 SAE HEX HOLLOW HEAD PLUG PLUG	1
12	135912	TENSION BUSHING	4
13	141301	DU BUSHING	1
14	----	LOCKNUT	1
15	----	O- RING	1
16	----	O- RING	2
17	----	PISTON BEARING RING	1
18	----	U- CUP	1
19	----	BU- WASHER	2
20	----	TEFLON SEAL	1
21	----	CANNED WIPER	1
22	218638	PACKING KIT (NOT SHOWN) (INCLUDES ITEMS 15-21)	

Cylinder Assembly 5 x 10, Rephase

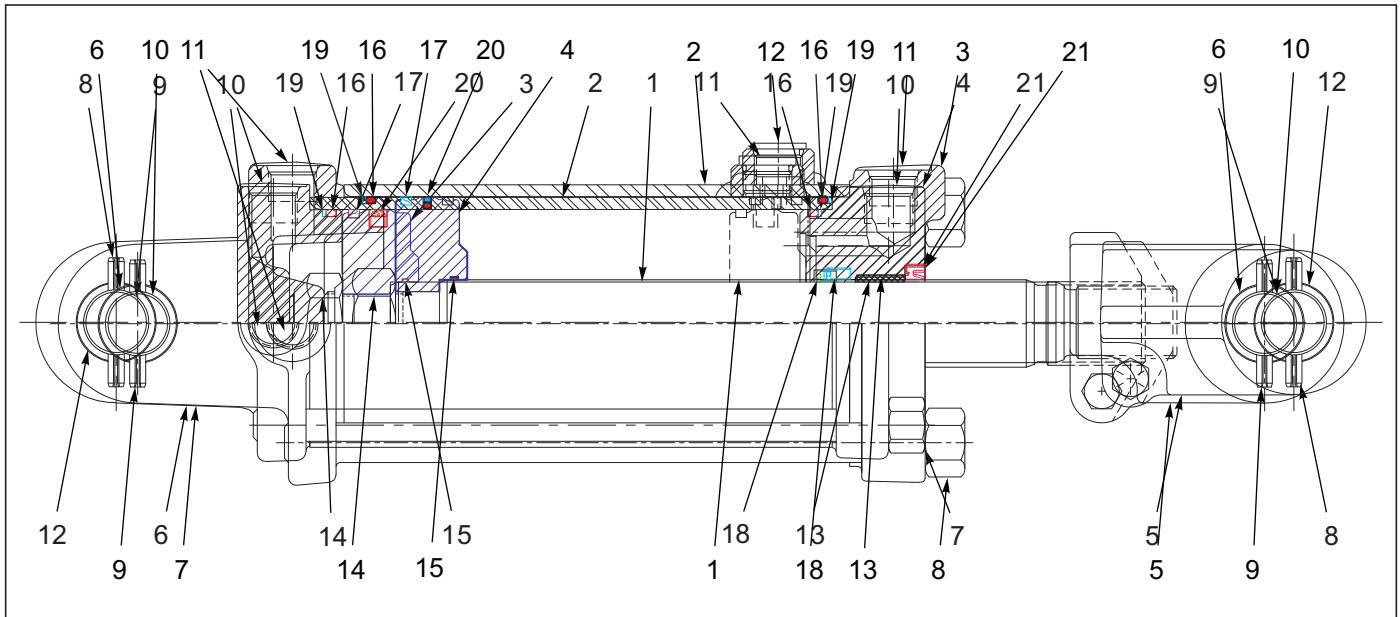


Figure 7-13: Cylinder Assembly 5 x 10, Rephase

Cylinder Assembly 5 x 10, Rephase

ITEM	PART NUMBER	DESCRIPTION	QTY.
--	213770	CYL, 5 X 10, REPHASE 2-1/4 ROD (1-1/4" PIN)	
1	----	PISTON ROD	1
2	----	TUBE ASSEMBLY	1
3	218655	GLAND	1
4	----	PISTON	1
5	137304	CLEVIS ASSY	1
6	135912	TENSION BUSHING	4
7	218654	BUTT CLEVIS ASSY	1
8	----	TIEROD STUD W/ HEX NUT	4
9	111789	ROLL PIN	4
10	169550	CLEVIS PIN	2
11	----	#8 SAE HEX HEAD PLUG	3
12	----	#8 SAE HOLLOW HEX PLUG	1
13	218656	DU BUSHING	1
14	----	LOCKNUT	1
15	----	O- RING	1
16	----	O- RING	2
17	----	PISTON BEARING RING	1
18	----	U- CUP	1
19	----	BU- WASHER	2
20	----	TEFLON SEAL	1
21	----	CANNED WIPER	1
22	218657	PACKING KIT (NOT SHOWN) (INCLUDES ITEMS 15-21)	

Cylinder Assembly 4 x 30 (1-1/2" Dia. Rod)

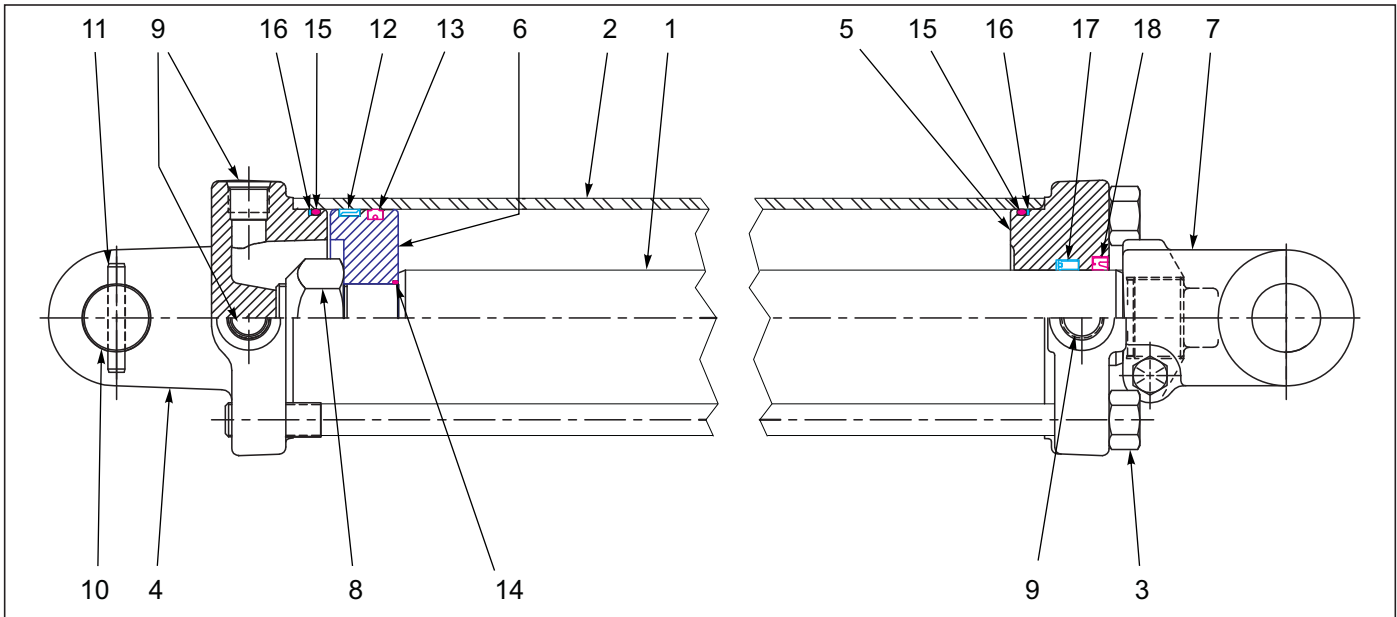


Figure 7-14: Cylinder Assembly 4 x 30 (1-1/2" Dia. Rod)

Cylinder Assembly 4 x 30 (1-1/2" Dia. Rod)

ITEM	PART NUMBER	DESCRIPTION	QTY.
--	140472	CYLINDER 4X30 1-1/2 ROD	
1	----	PISTON ROD	1
2	----	TUBE	1
3	----	TIEROD ASSY	4
4	142119	BUTT CLEVIS ASSY	1
5	142120	GLAND	1
6	----	PISTON	1
7	10000328	CLEVIS ASSY	1
8	----	LOCKNUT	1
9	----	SHIPPING PLUG	3
10	111880	CLEVIS PIN	1
11	111789	ROLL PIN	2
12	----	BEARING RING	1
13	----	CROWN SEAL	1
14	----	O- RING	1
15	----	O- RING	2
16	----	BU- WASHER	2
17	----	U- CUP	1
18	----	CANNED WIPER	1
19	142113	PACKING KIT (NOT SHOWN) (INCLUDES ITEMS 12-18)	

Cylinder Assembly 4-1/2 x 30 (2" Dia. Rod)

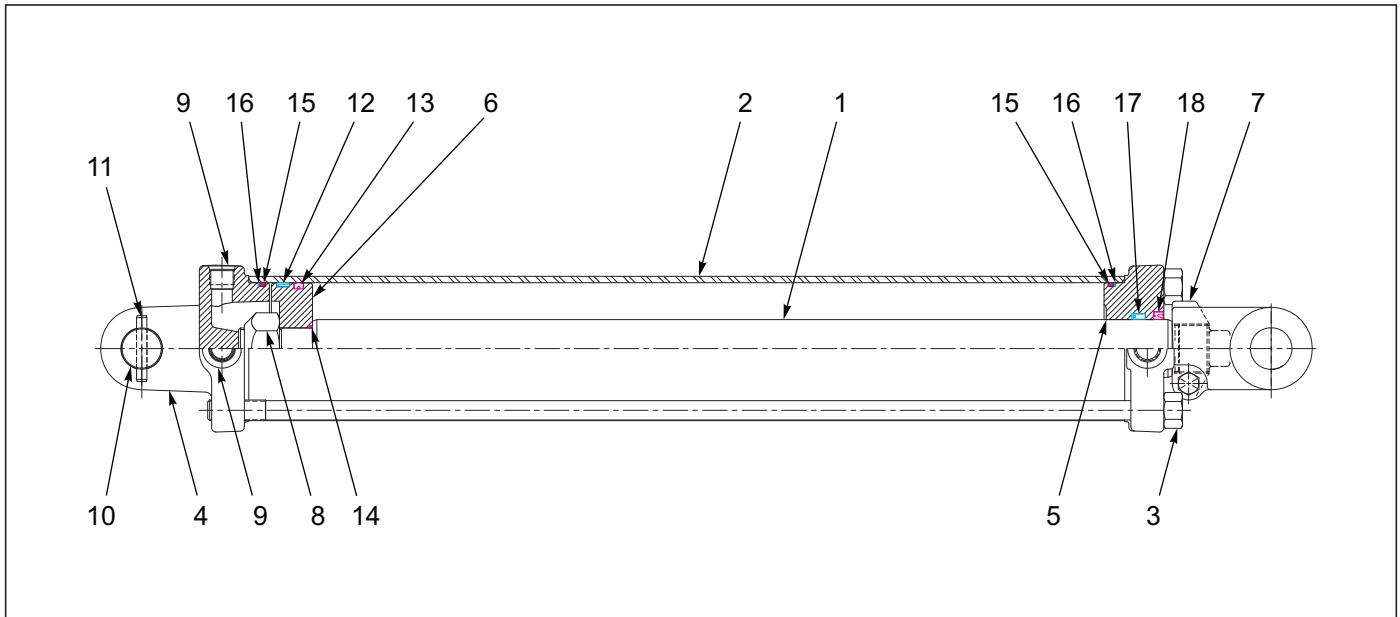


Figure 7-15: Cylinder Assembly 4-1/2 x 30 (2" Dia. Rod)

Cylinder Assembly 4-1/2 x 30 (2" Dia. Rod)

ITEM	PART NUMBER	DESCRIPTION	QTY.
--	167575	CYLINDER, 4-1/2 X 30, 2DIA ROD	
1	----	PISTON ROD	1
2	----	TUBE	1
3	----	TIEROD ASSEMBLY	4
4	218648	BUTT	1
5	169549	GLAND	1
6	----	PISTON	1
7	100000362	CLEVIS ASSEMBLY	1
8	----	LOCKNUT	1
9	----	PORT PLUG	3
10	169550	CLEVIS PIN	1
11	111789	ROLL PIN	2
12	----	BEARING RING	2
13	----	CROWN SEAL	1
14	----	O-RING	1
15	----	O-RING	2
16	----	BU-WASHER	2
17	----	U-CUP	1
18	----	WIPER	2
19	169552	PACKING KIT (ITEMS 12-18)	

Electrical

Electrical Assembly W/LED Lights

7-PIN CONN.	4-PIN TOWER	CIRCUIT	WIRE COLOR
1	D	GROUND	WHITE 
2	–	WORK LAMPS	BLACK 
3	B	LEFT FLASHING & TURN	YELLOW 
4	–	STOP LAMPS	RED 
5	A	RIGHT FLASHING & TURN	GREEN 
6	C	TAIL LAMPS	BROWN 
7	–	SWITCHED POWER (12 V)	BLUE 

MAIN WARNING LIGHT HARNESS - WIRING CHART

	1	2	3	4	5
	2-PIN TOWER	3-PIN TOWER	6-PIN SHROUD	3-PIN TOWER	2-PIN TOWER
 BLACK LEFT TURN			A	C	
 WHITE GROUND	A	A	B	A	A
 BROWN TAIL LIGHT		B	C	B	
 YELLOW LEFT TURN			D		B
 GREEN RIGHT TURN	B		E		
 RED RIGHT TURN		C	F		

REAR WARNING LIGHT HARNESS - WIRING CHART

Figure 8-1: Electrical Assembly W/LED Lights (1 of 2)

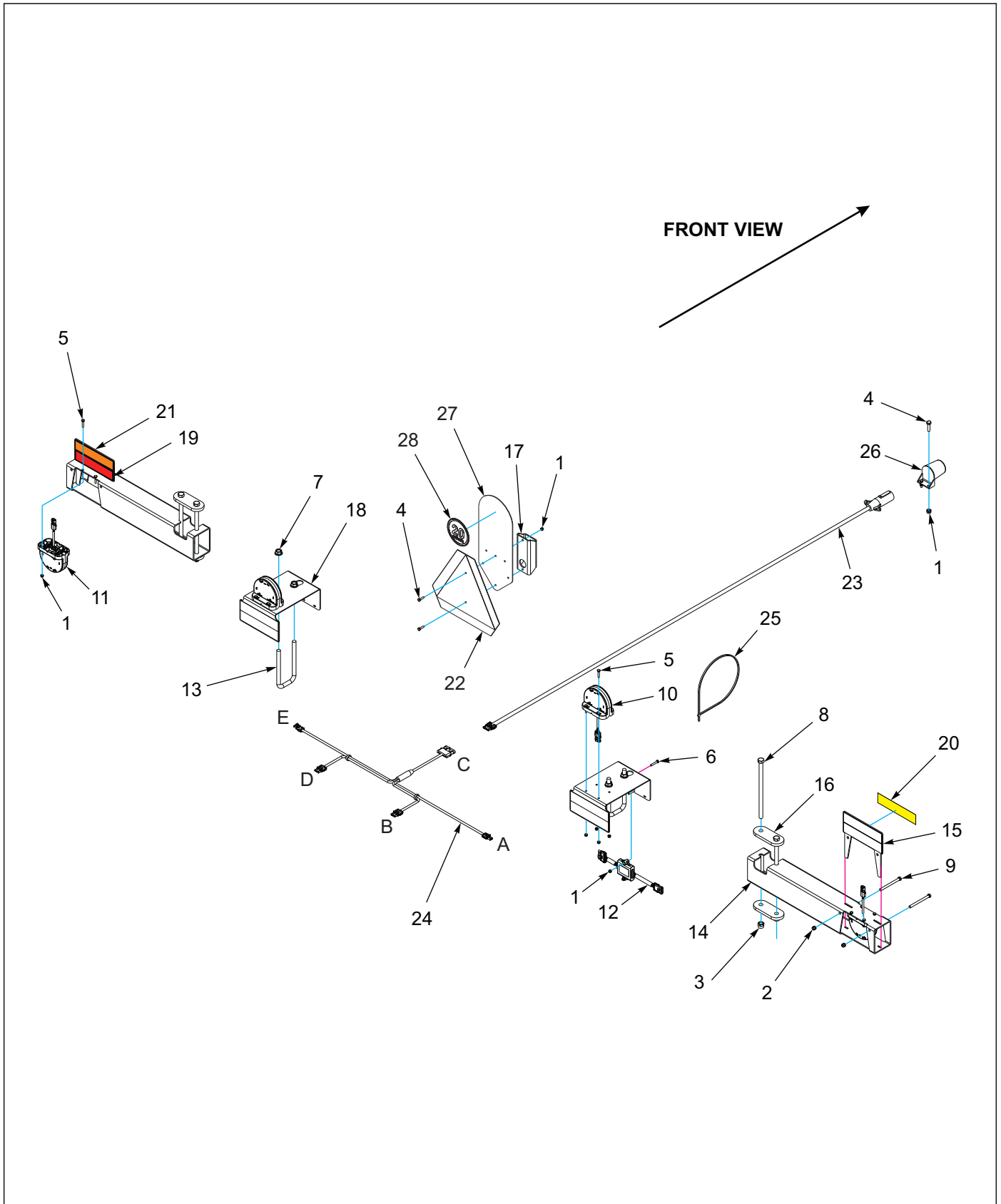


Figure 8-2: Electrical Assembly W/LED Lights (2 of 2)

Electrical Assembly W/LED Lights

ITEM	PART NUMBER	DESCRIPTION	QTY.
1	1-512-010005-01	NUT,HEX,SLFLKG GRB 1/4-20	20
2	1-512-010005-05	NUT, HEX, SLFLKG GRB 3/8-16	2
3	1-512-010005-13	NUT,HEX SLFLKG GRB 5/8-11	4
4	1-654-010047-06	SCREW,HX CP 1/4-20UNCX1 GR5	2
5	1-654-010047-07	SCREW,HX CP 1/4-20UNCX1-1/4G5	16
6	1-654-010047-08	SCREW HX CP,1/4-20UNCX1-1/2G5	2
7	100827	NUT,FLG HD,SERRATED,5/8-11	4
8	101387	SCREW HX CP 5/8-11UNCX11-1/2	4
9	129698	SCREW,HXCP,3/8-16UNCX4-1/2GR5	2
10	174435	LAMP, AG RED SINGLE LED	2
11	174436	LAMP, AG AMBER SINGLE LED	2
12	174437	MODULE, AG FLASHER CONTROL	1
13	182420	U-BOLT 5/8-11X7-1/2X3-11/16	2
14	188658	TUBE, LIGHT BAR-30"	2
15	188661	PLATE, REFLECTOR	2
16	188662	PLATE, CLAMP	4
17	191984	MOUNT, SMV	1
18	191985	MOUNT, REFLECTOR	2
19	528933	REFLECTOR - RED	4
20	528934	REFLECTOR - YELLOW	2
21	528938	STRIPE, ORANGE	4
22	70260977	SMV EMBLEM	1
23	174438	HARNESS, MAIN WARNING LIGHT (NOTE: THE COLOR OF THE WIRE JACKET DOES NOT NECESSARILY MATCH THE COLOR MARKING OF THE 7 PIN CONNECTOR)	1
24	174439	HARNESS, REAR WARNING LIGHT	1
25	105874	TIE SELF LOCKING 19"	1
26	2-368-010287	HARNESS, STOR-AWAY	1
27	224590	MOUNT, SIS DECAL	1
28	224589	DECAL, SIS 20 MILE/H	1

Decals

Decals



Figure 9-1: Decals

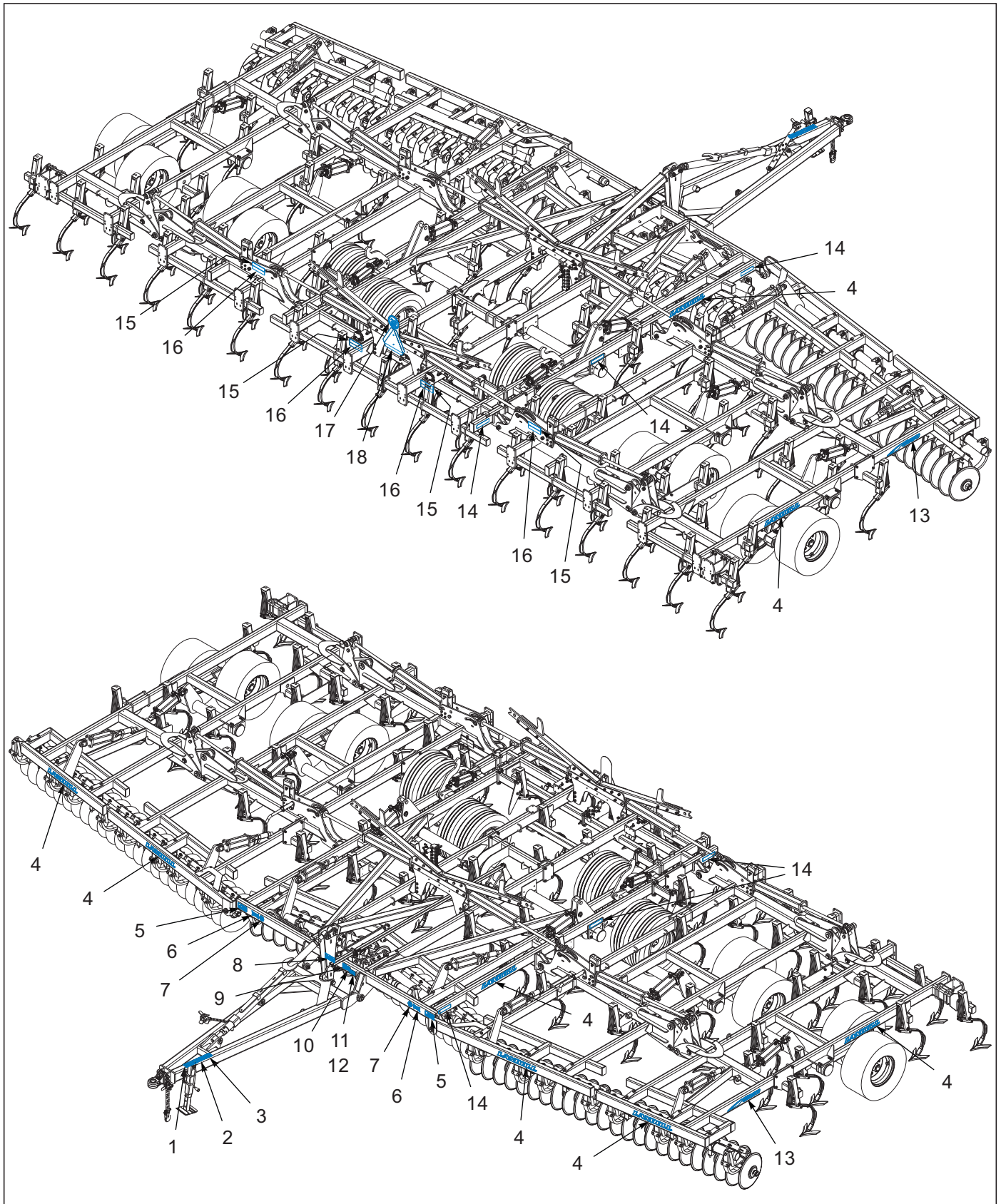


Figure 9-2: Decal Installation

Decals

ITEM	PART NUMBER	DESCRIPTION	QTY.
1	8-573-010084	DECAL WARNING BEFORE OPERATG	1
2	141597	DECAL, DANGER ELECTROCUTION	1
3	155523	DECAL, HOSE IDENTIFICATION	1
4	141260	DECAL, LANDOLL	8
5	2-573-010037	DECAL, DANGER, WING	2
6	141259	DECAL, LANDOLL, YELLOW	2
7	144193	DECAL, SIS 20 MPH	2
8	174448	DECAL, IMPORTANT	1
9	232183	DECAL, QR CODE 8500 SERIES	1
10	2-573-010198	DECAL, MEMBER FEMA	1
11	1-573-010006	PLACARD, NAME	1
12	156010	RIVET, BLIND .156X1/2 GRIP	2
13	190902	DECAL, MODEL 8550	3
14	528934	REFLECTOR - YELLOW	6
15	528933	REFLECTOR - RED	4
16	528938	STRIPE, ORANGE	4
17	70260977	SMV EMBLEM	1
18	224589	DECAL, SIS 20 MILE/H	1

Attachments

4 Row Coil Tine




Figure 10-1: 4 Row Coil Tine

4 Row Coil Tine

ITEM	PART NUMBER	DESCRIPTION	QTY.		
--	232387	4 ROW CT HARROW 8550-38	*		
--	232388	4 ROW CT HARROW 8550-43		*	
--	232389	4 ROW CT HARROW 8550-48			*
1	229061	HARROW ARM ASSY, COIL TINE (SEE PAGE 10-3)	8	8	8
2	229722	HARROW ARM ASSY, TINE W/STOP (SEE PAGE 10-5)	4	4	4
3	229072	HARROW ASSY, 5 TINE 8 IN (SEE PAGE 10-7)	6	2	2
4	229073	HARROW ASSY, 6 TINE 8 IN (SEE PAGE 10-7)	--	4	--
5	229074	HARROW ASSY, 7 TINE 8 IN (SEE PAGE 10-7)	--	--	4

Coil Tine Arm Harrow Assembly

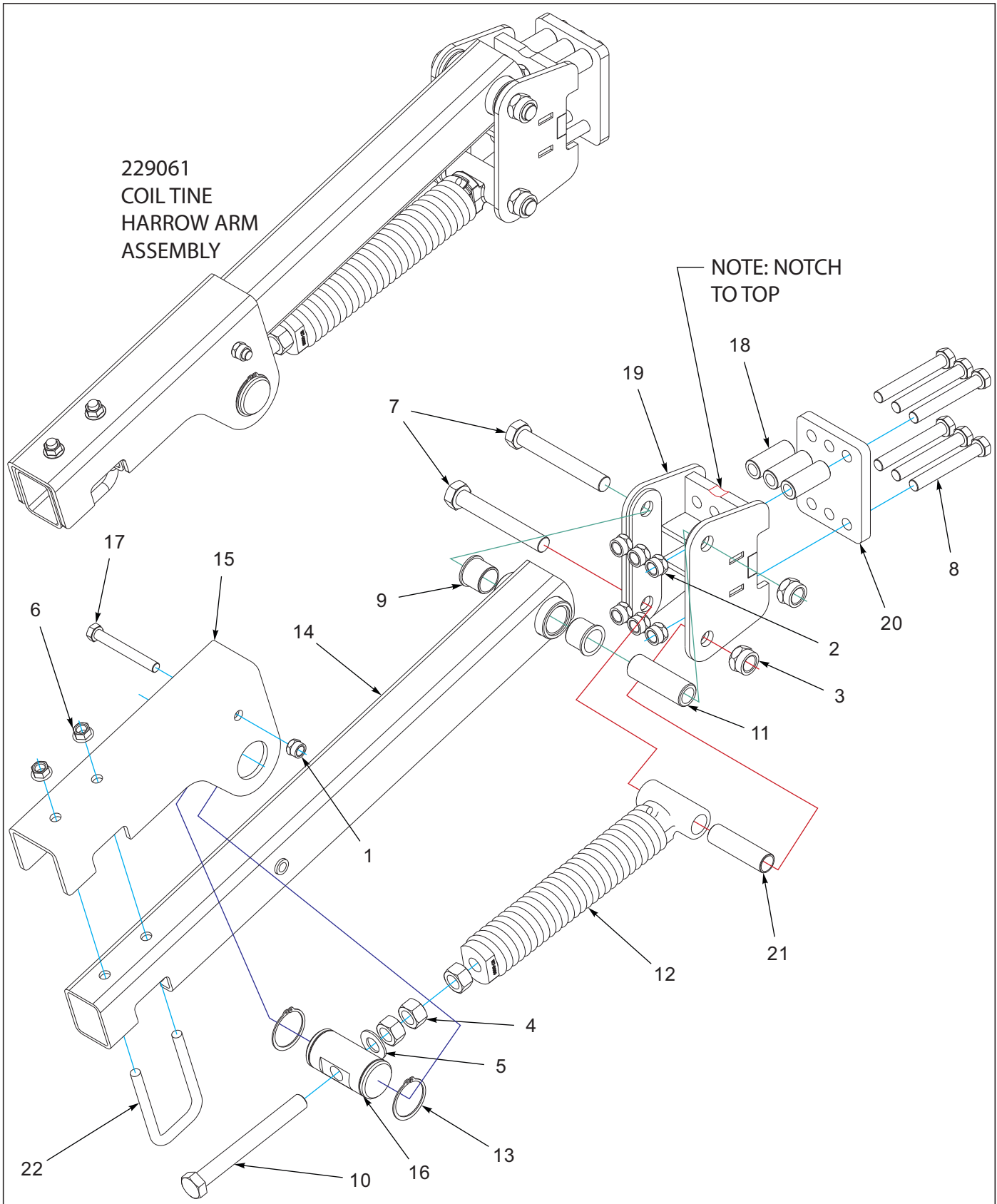


Figure 10-2: Coil Tine Arm Assembly

Coil Tine Arm Harrow Assembly

ITEM	PART NUMBER	DESCRIPTION	QTY.
--	229061	HARROW ARM ASSY, COIL TINE	
1	1-512-010005-13	NUT,HEX SLFLKG GRB 5/8-11	1
2	1-512-010005-15	NUT,HEX,SLFLKG GRB 3/4-10	6
3	1-512-010005-19	NUT 1-8 HEX SLF-LOCKING GRB	2
4	1-512-010007-14	NUT, HEX 1-8 GR2 ZP	3
5	1-861-010032-24	WASHER FL 1IN NARROW ZP	1
6	100827	NUT,FLG HD,SERRATED,5/8-11	2
7	100830	SCREW,HEX CAP,1-8X7,GR5	2
8	139201	SCREW,HX CP 3/4-10UNCX5.50GR8	6
9	140599	BEARING, FLANGE 1-1/2"	2
10	152210	BOLT, ADJ, 1 X 9	1
11	155002	BUSHING PIVOT 1-1/2	1
12	155963	SPRING ASSY, HVY - 17"	1
13	158896	SNAP RING, 2-1/2 SHAFT	2
14	164331	ARM, TINE HARROW	1
15	164335	MOUNT, HARROW ARM SPRING	1
16	164336	PIN, ADJUSTMENT W/SNAP RING	1
17	172830	SCREW HX CP 5/8-11X5 GR8	1
18	211056	BUSHING, CLAMP 3" L	3
19	229062	MOUNT, TINE HARROW	1
20	229063	MOUNTING PLATE, HARROW	1
21	229068	BUSHING, PIVOT - 1-1/4	1
22	8-102-010043	U-BOLT, SPRING CLAMP	1

Coil Tine Harrow Assembly W/Stop

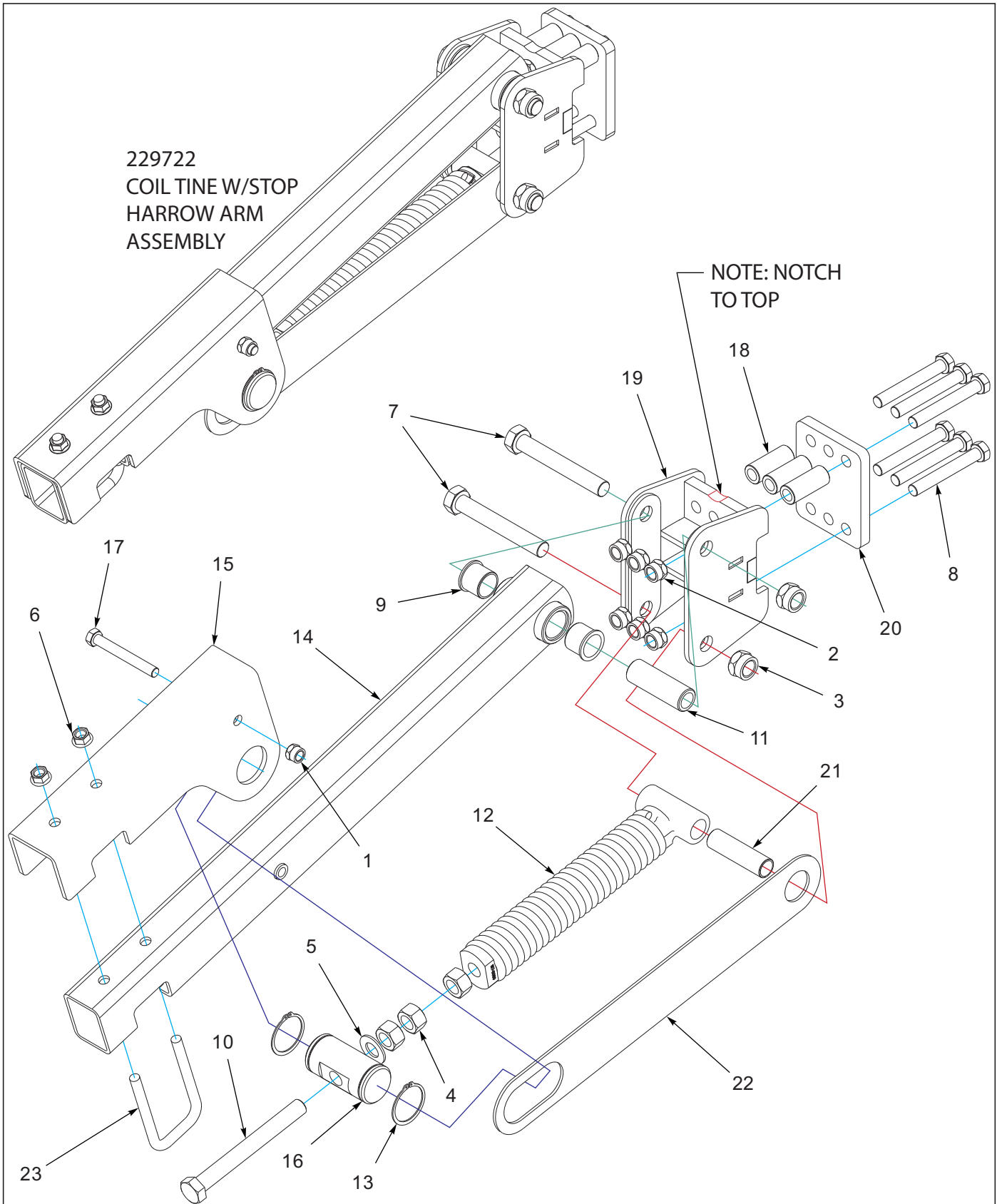


Figure 10-3: Coil Tine Arm Assembly W/Stop

Coil Tine Harrow Assembly W/Stop

ITEM	PART NUMBER	DESCRIPTION	QTY.
--	229722	HARROW ARM ASSY, TINE W/STOP	
1	1-512-010005-13	NUT,HEX SLFLKG GRB 5/8-11	1
2	1-512-010005-15	NUT,HEX,SLFLKG GRB 3/4-10	6
3	1-512-010005-19	NUT 1-8 HEX SLF-LOCKING GRB	2
4	1-512-010007-14	NUT, HEX 1-8 GR2 ZP	3
5	1-861-010032-24	WASHER FL 1IN NARROW ZP	1
6	100827	NUT,FLG HD,SERRATED,5/8-11	2
7	100830	SCREW,HEX CAP,1-8X7,GR5	2
8	139201	SCREW,HX CP 3/4-10UNCX5.50GR8	6
9	140599	BEARING, FLANGE 1-1/2"	2
10	152210	BOLT, ADJ, 1 X 9	1
11	155002	BUSHING PIVOT 1-1/2	1
12	155963	SPRING ASSY, HVY - 17"	1
13	158896	SNAP RING, 2-1/2 SHAFT	2
14	164331	ARM, TINE HARROW	1
15	164335	MOUNT, HARROW ARM SPRING	1
16	164336	PIN, ADJUSTMENT W/SNAP RING	1
17	172830	SCREW HX CP 5/8-11X5 GR8	1
18	211056	BUSHING, CLAMP 3" L	3
19	229062	MOUNT, TINE HARROW	1
20	229063	MOUNTING PLATE, HARROW	1
21	229068	BUSHING, PIVOT - 1-1/4	1
22	229723	STOP, 4 ROW TINE ARM	1
23	8-102-010043	U-BOLT, SPING CLAMP	1

4 Row Coil Tine Harrow Assembly

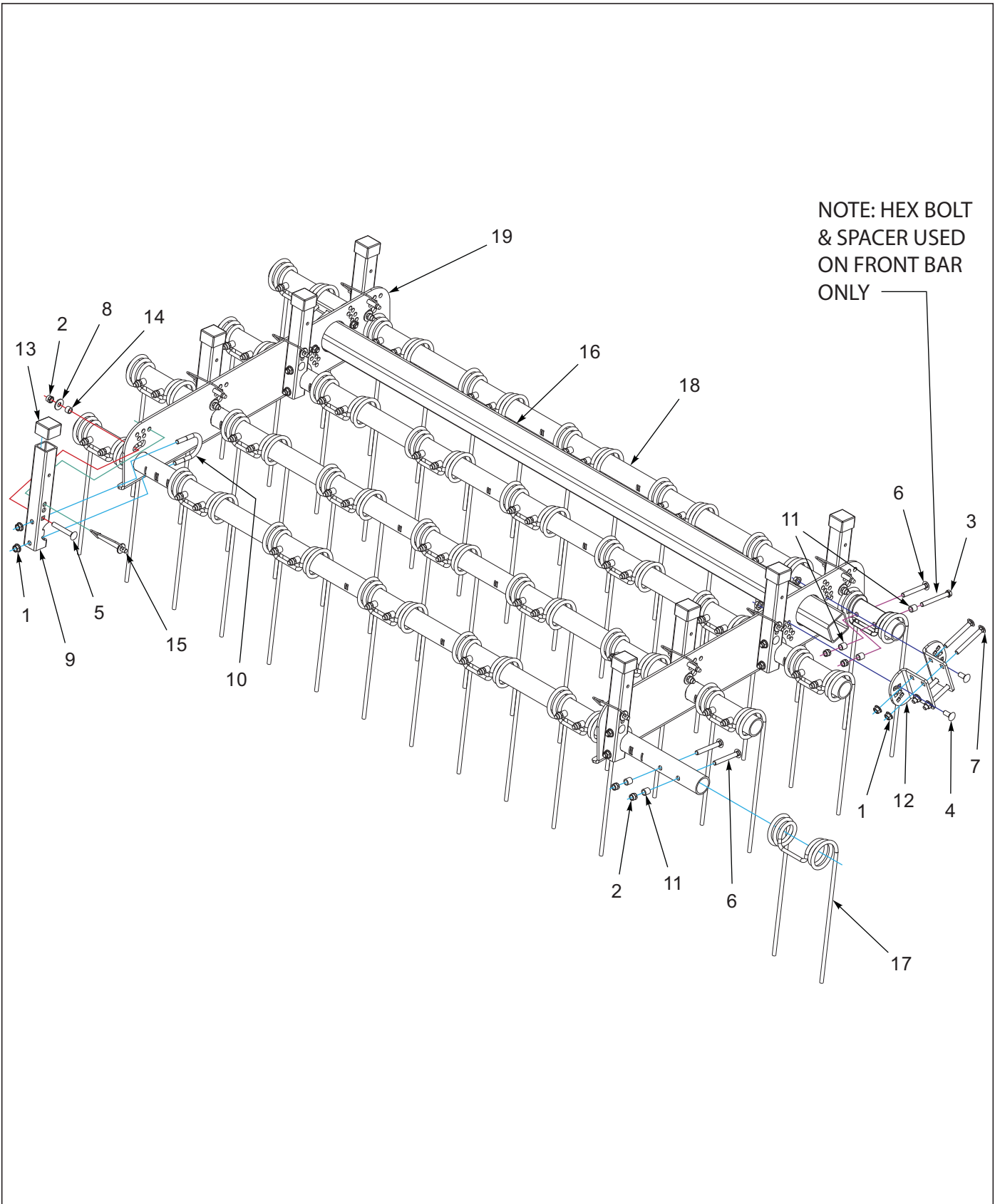


Figure 10-4: 4 Row Coil Tine Harrow Assembly

4 Row Coil Tine Harrow Assembly

ITEM	PART NUMBER	DESCRIPTION	QTY.		
--	229072	HARROW ASSY, 5 TINE 8 IN	*		
--	229073	HARROW ASSY, 6 TINE 8 IN		*	
--	229074	HARROW ASSY, 7 TINE 8 IN			*
1	1-510-010003-09	NUT,1/2-13 FLANGE HD,SERRATED	28	28	28
2	1-512-010005-09	NUT,HEX,SLFLKG, 1/2-13 GRB	48	58	64
3	1-654-010055-14	SCREW,HX CP,1/2-13UNCX4-1/2G5	5	6	7
4	1-654-010070-02	SCREW 1/2-13X1-1/4 RD HD SQNK	4	4	4
5	1-654-010070-11	SCREW,RDHD,SQNCK 1/2-13X3-1/2	8	8	8
6	1-654-010070-13	SCREW,RH HD, SQ NCK 1/2-13X4	35	42	49
7	1-654-010070-14	SCREW 1/2-13X4-1/2RDHD SQNCK	8	8	8
8	1-861-010032-15	WASHER, FLAT 1/2 W ZP/CD	8	8	8
9	154994	TUBE ANGLE ADJUST	8	8	8
10	154995	U-BOLT, 1/2	8	8	8
11	154997	TUBE 0.75ODX0.532IDX0.75 ZP	45	54	63
12	154998	PLATE ANGLE ADJUSTMENT	4	4	4
13	155927	CAP, TUBE 1.95X1.5 BLACK	8	8	8
14	155956	BUSHING ANGLE ADJUSTMENT	8	8	8
15	155971	PIN, HARROW ADJ	8	8	8
16	156777	TUBE RIDE BAR 57.875"	1	--	--
16	156778	TUBE RIDE BAR 90.5"	--	1	1
17	164315	TINE, HARROW 7/16 X 18	20	24	28
18	164318	GANG BAR 5 TINE 8IN 73"	4	--	--
18	164319	GANG BAR 6 TINE 8 IN 89"	--	4	--
18	164320	GANG BAR 7 TINE 8IN 105"	--	--	4
19	227628	PLATE, GANG BAR 4 ROW	2	2	2

3 Row Tine & Reel

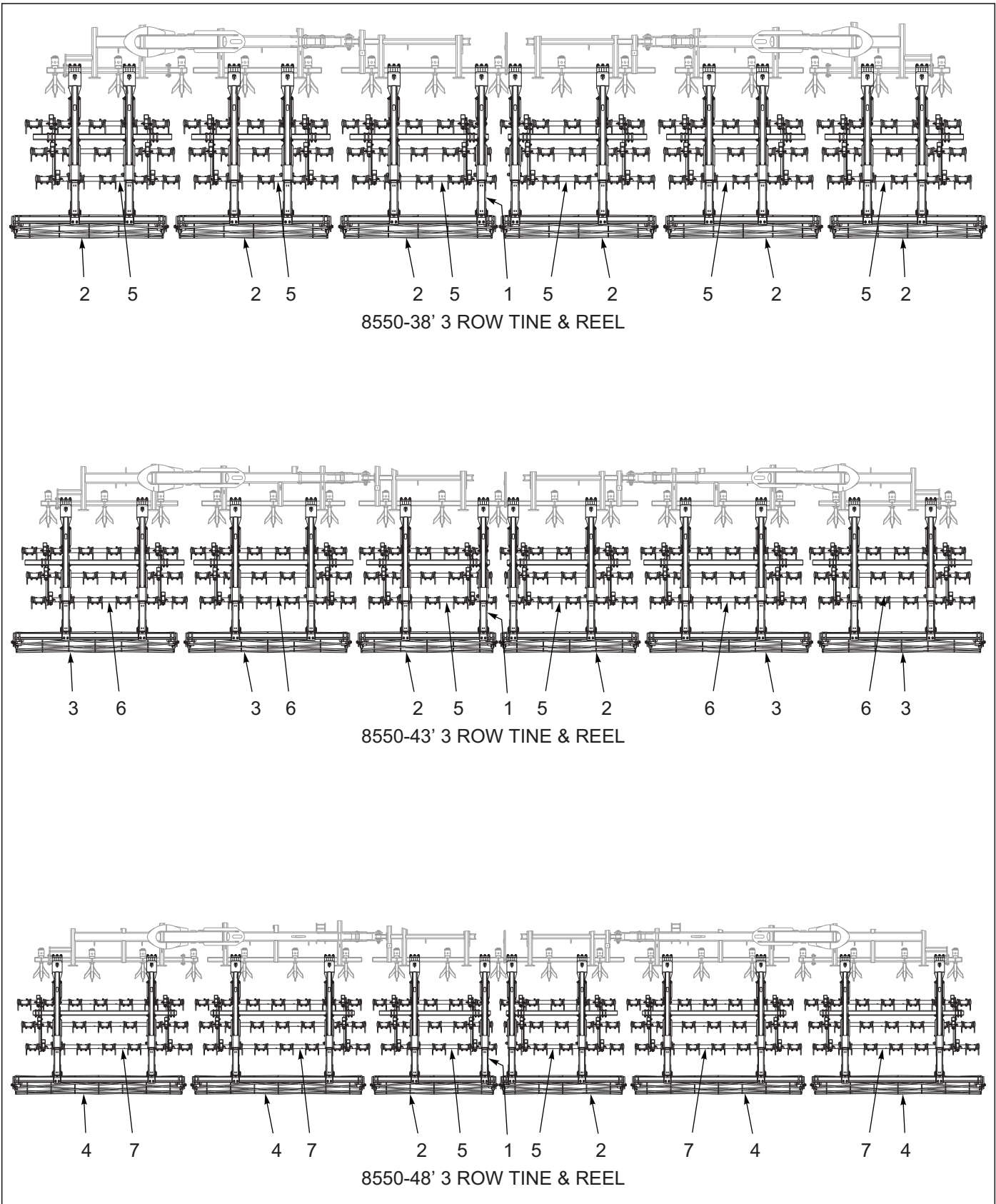


Figure 10-5: 3 Row Tine & Reel

3 Row Tine & Reel

ITEM	PART NUMBER	DESCRIPTION	QTY.		
--	231504	3 ROW TINE & REEL, 8550-38	*		
--	231505	3 ROW TINE & REEL, 8550-43		*	
--	231506	3 ROW TINE & REEL, 8550-48			*
1	227670	ARM ASSY, TINE & REEL (SEE PAGE 10-11)	12	12	12
2	200254	REEL ASSY 12 DIA X 75" (SEE PAGE 10-59)	6	2	2
3	200255	REEL ASSY 12 DIA X 90" (SEE PAGE 10-59)	--	4	--
4	200256	REEL ASSY 12 DIA X 105" (SEE PAGE 10-59)	--	--	4
5	229711	HARROW ASSY, 5 TINE 3 ROW (SEE PAGE 10-13)	6	2	2
6	229712	HARROW ASSY, 6 TINE 3 ROW (SEE PAGE 10-13)	--	4	--
7	229713	HARROW ASSY, 7 TINE 3 ROW (SEE PAGE 10-13)	--	--	4

Tine & Reel Arm Assembly

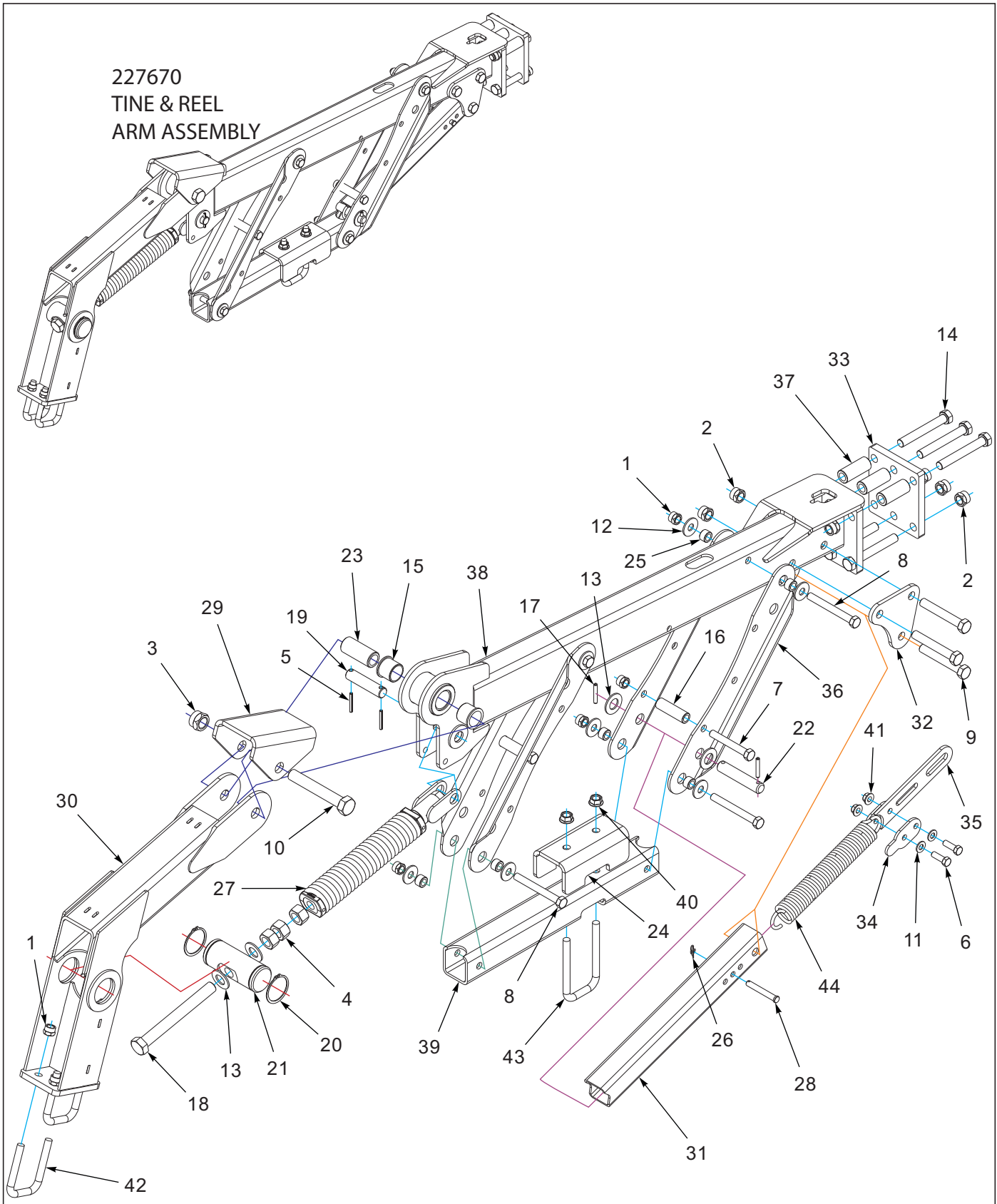


Figure 10-6: Tine & Reel Arm Assembly

Tine & Reel Arm Assembly

ITEM	PART NUMBER	DESCRIPTION	QTY.
--	227670	ARM ASSY, TINE & REEL	
1	1-512-010005-13	NUT,HEX SLFLKG GRB 5/8-11	10
2	1-512-010005-15	NUT,HEX,SLFLKG GRB 3/4-10	9
3	1-512-010005-19	NUT 1-8 HEX SLF-LOCKING GRB	1
4	1-512-010007-14	NUT, HEX 1-8 GR2 ZP	3
5	1-647-010004221	PIN,SPRING 1/4X2 SLOTTED	2
6	1-654-010055-03	SCREW,HEX CAP,1/2-13UNCX1-1/2	2
7	1-654-010059-14	SCREW HX CP,5/8-11UNCX4-1/2G5	2
8	1-654-010059-16	SCREW,HEX CAP,5/8-11UNCX5.50	4
9	1-654-010061-15	SCREW,HX CP 3/4-10UNCX5 GR5	3
10	1-654-010125-18	SCREW HEX CAP,1-8UNCX6-1/2GR8	1
11	1-861-010032-14	WASHER, FLAT 1/2" N ZP/CD	2
12	1-861-010032-19	WASHER, FLAT 5/8 W ZP/CD	8
13	1-861-010032-24	WASHER FL 1IN NARROW ZP	4
14	139201	SCREW,HX CP 3/4-10UNCX5.50GR8	6
15	140599	BEARING, FLANGE 1-1/2"	2
16	144325	BUSHING,PRESS WHEEL	2
17	147072	PIN, SPRING SLOTTED 5/16 X 2	2
18	152210	BOLT, ADJ, 1 X 9	1
19	156785	PIN 1 X 4-1/4	1
20	158896	SNAP RING, 2-1/2 SHAFT	2
21	158897	PIN, ADJUSTMENT	1
22	164293	PIN, 1 X 5-1/8	1
23	168739	BUSHING PIVOT 1-1/2 X 3-7/16	1
24	168753	CONNECTOR, HARROW LINK	1
25	168762	BUSHING, 1 X .640 X 5/8	8
26	172673	WRAP AROUND LOCKING COTTER	1
27	172677	SPRING ASSY, W/ANCHOR	1
28	176625	PIN, CLEVIS 1/2 X 3-1/2	1
29	191459	STOP, HARROW ARM	1
30	199359	ARM WLDMT REEL	1
31	199376	TUBE, HARROW SPRING	1
32	199390	BRACKET, SPRING HOOK	2
33	208187	MOUNTING PLATE, HARROW 6-BOLT	1
34	209797	CLAMP, SPRING	2
35	209798	STOP, HARROW SPRING	1
36	209799	MOUNT, HARROW BAR	2
37	211056	BUSHING, CLAMP 3" L	3
38	227666	ARM, HARROW 6-BOLT WLDMT	1
39	227671	MOUNT, TINE BAR	1
40	29SFFL 5811	NUT,FLANGE HEAD LOCK5/8-11UNC	2
41	4K552	SELF-LOCKING FLANGE NUT 1/2-13	2
42	8-102-010012	U BOLT	2
43	8-102-010043	U-BOLT, SPRING CLAMP	1
44	8-720-010011	HARROW SPRING	1

3 Row Coil Tine Harrow Assembly

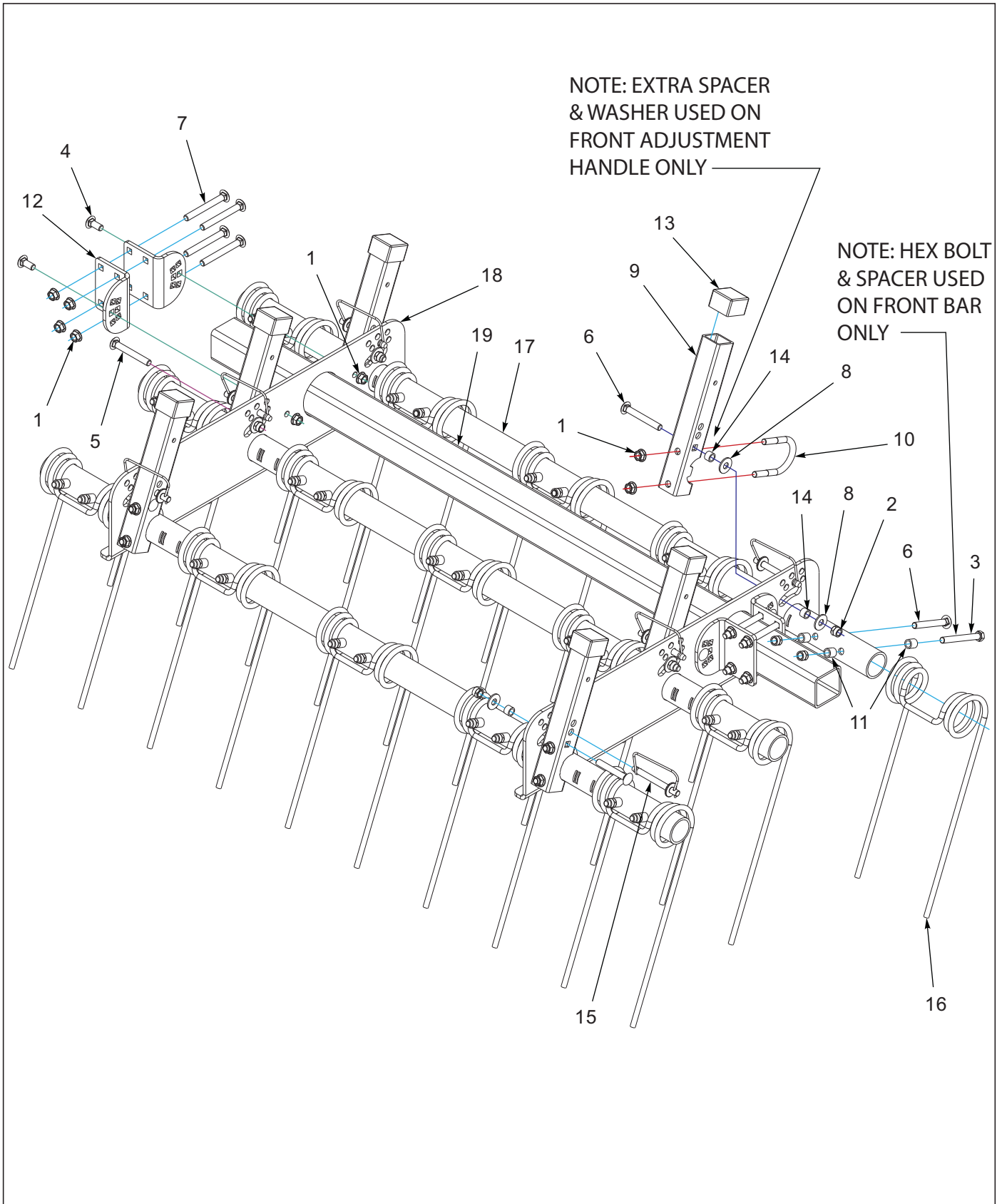


Figure 10-7: 3 Row Coil Tine Harrow Assembly

3 Row Coil Tine Harrow Assembly

ITEM	PART NUMBER	DESCRIPTION	QTY.		
--	229711	HARROW ASSY, 5 TINE 3 ROW	*		
--	229712	HARROW ASSY, 6 TINE 3 ROW		*	
--	229713	HARROW ASSY, 7 TINE 3 ROW			*
1	1-510-010003-09	NUT,1/2-13 FLANGE HD,SERRATED	24	24	24
2	1-512-010005-09	NUT,HEX,SLFLKG, 1/2-13 GRB	36	42	48
3	1-654-010055-14	SCREW,HX CP,1/2-13UNCX4-1/2G5	6	6	6
4	1-654-010070-02	SCREW 1/2-13X1-1/4 RD HD SQNK	4	4	4
5	1-654-010070-11	SCREW,RDHD,SQNCK 1/2-13X3-1/2	4	4	4
6	1-654-010070-13	SCREW,RH HD, SQ NCK 1/2-13X4	27	32	37
7	1-654-010070-14	SCREW 1/2-13X4-1/2RDHD SQNCK	8	8	8
8	1-861-010032-15	WASHER, FLAT 1/2 W ZP/CD	8	8	8
9	154994	TUBE ANGLE ADJUST	6	6	6
10	154995	U-BOLT, 1/2	6	6	6
11	154997	TUBE 0.75ODX0.532IDX0.75 ZP	35	42	49
12	154998	PLATE ANGLE ADJUSTMENT	4	4	4
13	155927	CAP, TUBE 1.95X1.5 BLACK	6	6	6
14	155956	BUSHING ANGLE ADJUSTMENT	8	8	8
15	155971	PIN, HARROW ADJ	6	6	6
16	164315	TINE, HARROW 7/16 X 18	15	18	21
17	164318	GANG BAR 5 TINE 8IN 73"	3	--	--
17	164319	GANG BAR 6 TINE 8 IN 89"	--	3	--
17	164320	GANG BAR 7 TINE 8IN 105"	--	--	3
18	166336	PLATE, GANG BAR 3 ROW	2	2	2
19	170870	TUBE, SQ 3 X 3/16 X 70	1	--	--
19	156778	TUBE RIDE BAR 90.5"	--	1	1

5 Row Spike Harrows

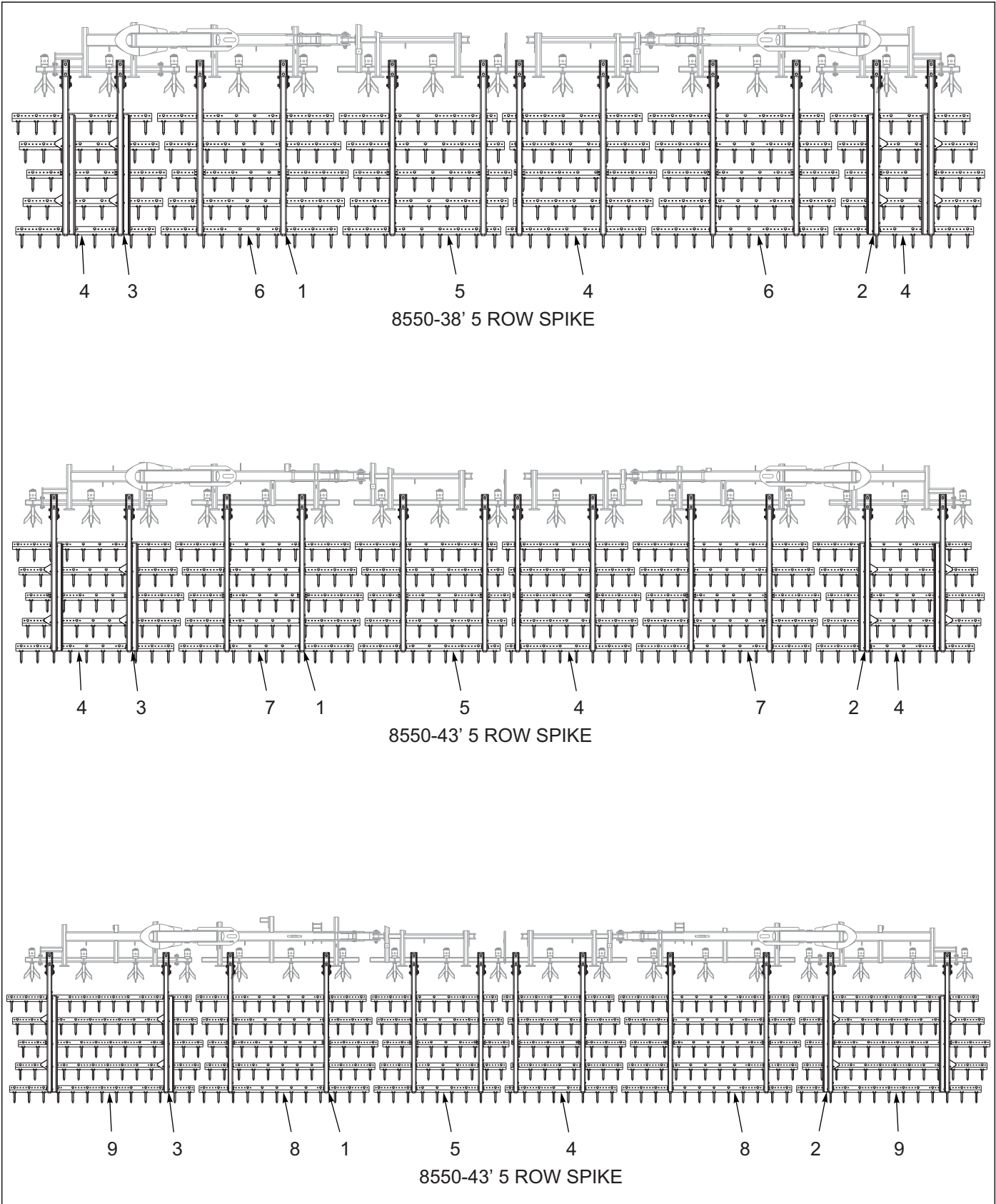


Figure 10-8: 5 Row Spike Harrows

5 Row Spike Harrows

ITEM	PART NUMBER	DESCRIPTION	QTY.		
--	188682	5 ROW SPIKE 8550-38 ASSY	*		
--	188683	5 ROW SPIKE 8550-43 ASSY		*	
--	188684	5 ROW SPIKE 8550-48 ASSY			*
1	186195	ARM ASSY, SPIKE HARROW 5R (SEE PAGE 10-17)	8	8	8
2	186162	ARM ASSY, SPIKE RT W/TRAY 5R (SEE PAGE 10-19)	2	2	2
3	186163	ARM ASSY, SPIKE LT W/TRAY 5R (SEE PAGE 10-19)	2	2	2
4	186187	SPIKE BAR ASSY, 8 TOOTH 9 SP (SEE PAGE 10-43)	15	5	5
5	186188	SPIKE BAR ASSY, 9 TOOTH 9 SP (SEE PAGE 10-43)	5	5	5
6	186189	SPIKE BAR ASSY, 10 TOOTH 9 SP (SEE PAGE 10-43)	10	10	--
7	186190	SPIKE BAR ASSY, 11 TOOTH 9 SP (SEE PAGE 10-43)	--	10	--
8	186191	SPIKE BAR ASSY, 12 TOOTH 9 SP (SEE PAGE 10-43)	--	--	10
9	186192	SPIKE BAR ASSY, 13 TOOTH 9 SP (SEE PAGE 10-43)	--	--	10

5 Row Spike Harrow Arm Assembly

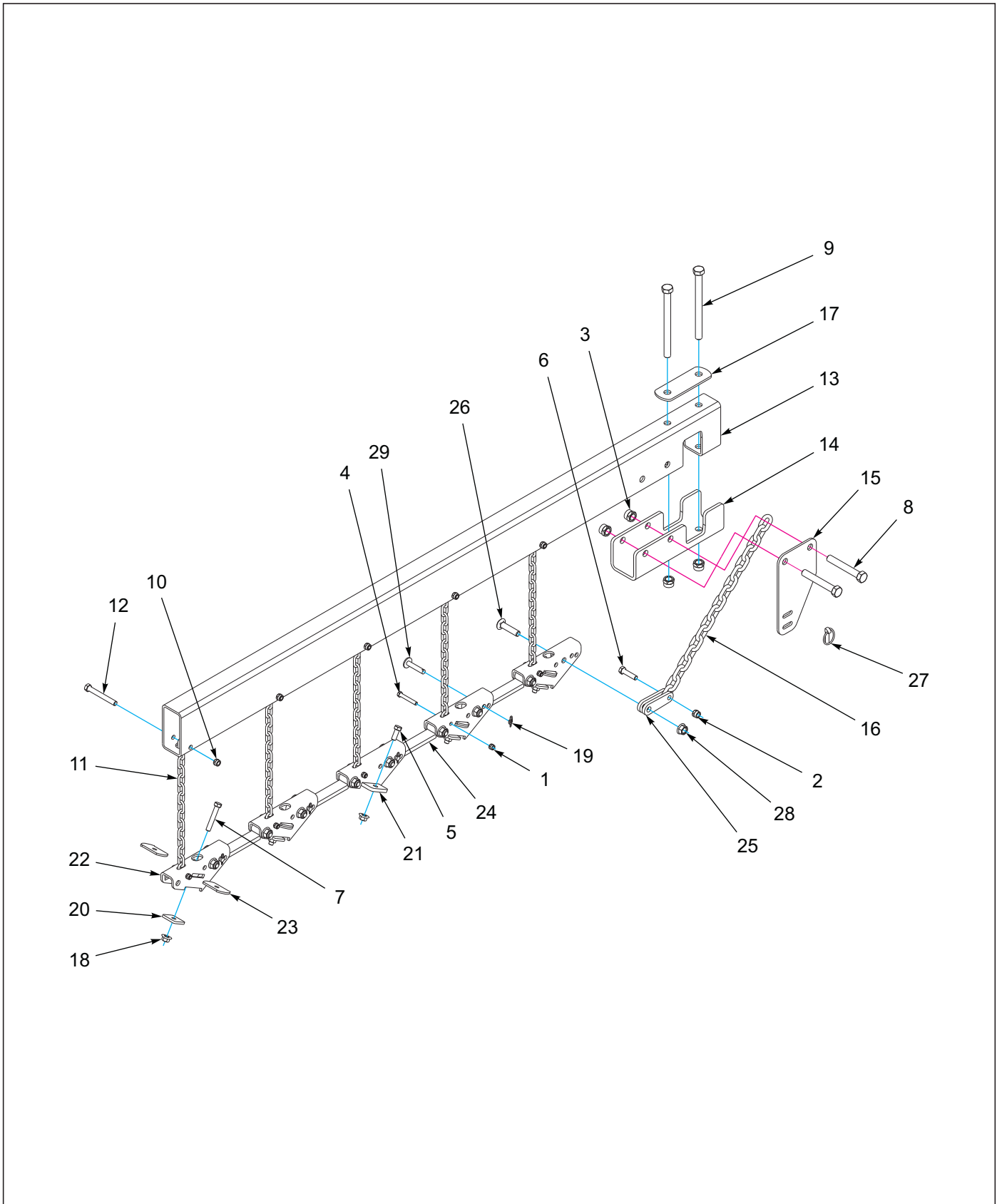


Figure 10-9: 5 Row Spike Harrow Arm Assembly

5 Row Spike Harrow Arm Assembly

ITEM	PART NUMBER	DESCRIPTION	QTY.
--	186195	ARM ASSEMBLY, SPIKE HARROW 5 ROW	
1	1-512-010005-05	NUT, HEX, SLFLKG, 3/8-16 GRB	5
2	1-512-010005-09	NUT, HEX, SLFLKG, 1/2-13 GRB	1
3	1-512-010005-15	NUT, HEX, SLFLKG, 3/4-10 GRB	4
4	1-654-010051-11	SCREW, HEX CP, 3/8-16 X 2-1/2 G5ZP	5
5	1-654-010055-02	SCREW, 1/2-13 UNC X 1-1/4, CP GR5	2
6	1-654-010055-05	SCREW, HEX CAP, 1/2-13, UNC X 2 GR5	1
7	1-654-010055-09	SCREW, HEX CAP, 1/2-13, UNC X 3 GR5	4
8	1-654-010061-15	SCREW, HEX CAP, 3/4-10, UNC X 5 GR5	2
9	1-654-010061-23	SCREW, HEX, 3/4-10, UNC X 9 GR5	2
10	101988	NUT,HEX, SLF-LKG, 7/16-14 GRB	5
11	133937	CHAIN, LIFTING HARROW, WP	5
12	141808	SCREW, HEX CAP, 7/16-14 UNC X 3-1/2 G5	5
13	166175	ARM SPIKE HARROW, 5 ROW	1
14	166176	CLAMP, SPIKE HARROW ARM	1
15	166177	BRACKET, PULL CHAIN	1
16	166242	CHAIN, PULL, 3/8	1
17	168897	CLAMP PLATE, HARROW ARM	1
18	172509	NUT,1/2-13 WIDE FLNG TOP LCK F	6
19	172673	WRAP AROUND LOCKING COTTER	4
20	186193	CLAMP PLATE, SPIKE BAR	4
21	186200	MOUNT, HARROW BAR W/TABS	1
22	186204	MOUNT, HARROW BAR	4
23	186205	PLATE, BAR CLAMP	8
24	185697	LINK, HARROW BAR	4
25	186210	CONNECTOR, PULL CHAIN	2
26	187517	SCREW, RDHD SHT SQNK, 5/8-11 X 2.75	9
27	2-557-010009	PIN, LYNCH	1
28	29SFFL 5811	NUT,FLANGE HEAD LOCK5/8-11UNC	9
29	8C520	CLEVIS PIN	4

5 Row Spike Harrow Arm Assembly W/Tray

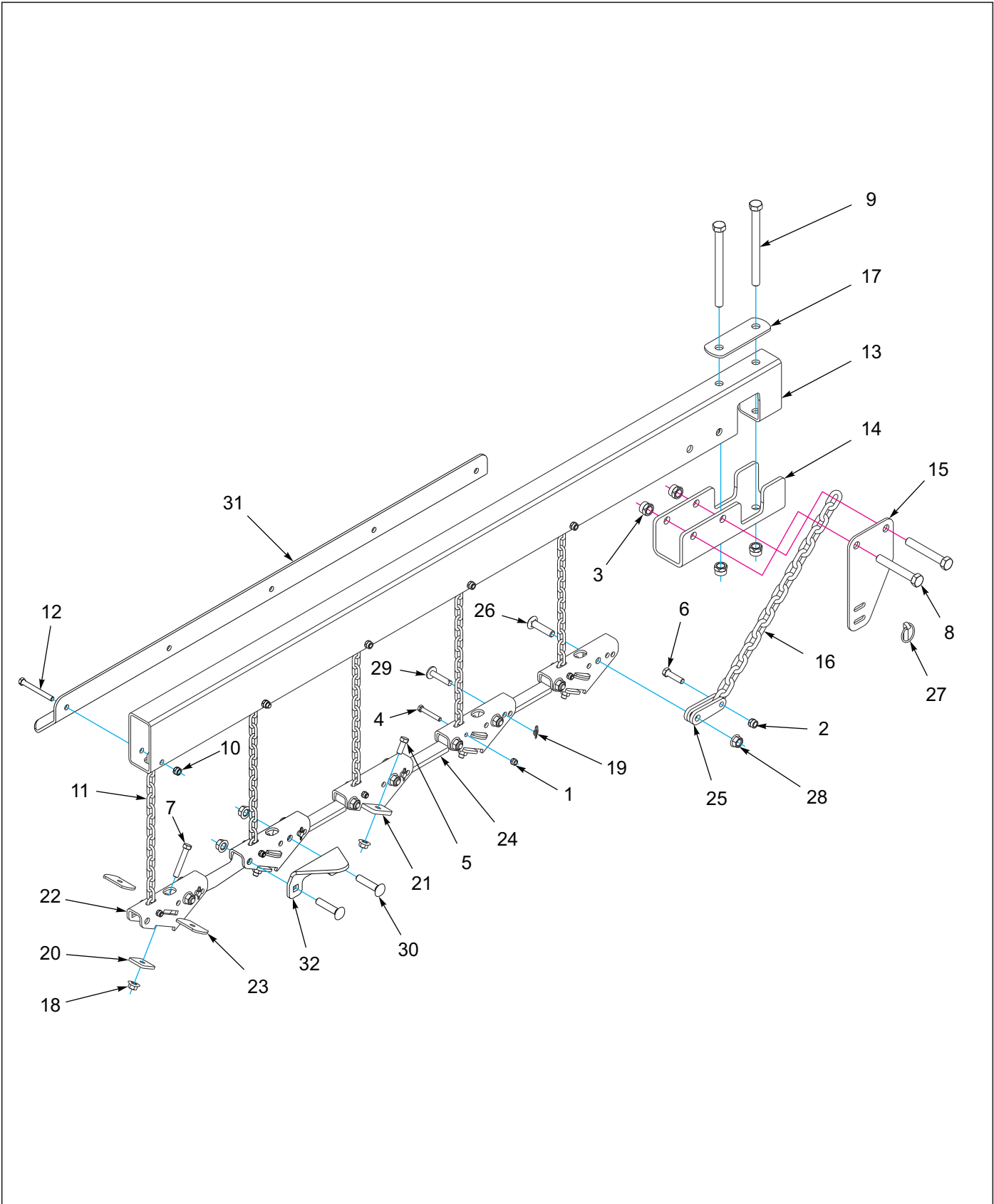


Figure 10-10: 5 Row Spike Harrow Arm Assembly W/Tray

5 Row Spike Harrow Arm Assembly W/Tray

ITEM	PART NUMBER	DESCRIPTION	QTY.
--	186162	ARM ASSY, SPIKE RT W/TRAY 5R (SHOWN)	
--	186163	ARM ASSY, SPIKE LT W/TRAY 5R (NOT SHOWN)	
1	1-512-010005-05	NUT, HEX, SLFLKG, 3/8-16 GRB	5
2	1-512-010005-09	NUT, HEX, SLFLKG, 1/2-13 GRB	1
3	1-512-010005-15	NUT, HEX, SLFLKG, 3/4-10 GRB	4
4	1-654-010051-11	SCREW, HEX CP, 3/8-16 X 2-1/2 G5ZP	5
5	1-654-010055-02	SCREW, 1/2-13 UNC X 1-1/4, CP GR5	2
6	1-654-010055-05	SCREW, HEX CAP, 1/2-13 UNC X 2 GR5	1
7	1-654-010055-09	SCREW, HEX CAP, 1/2-13, UNC X 3 GR5	4
8	1-654-010061-15	SCREW, HEX CAP, 3/4-10, UNC X 5 GR5	2
9	1-654-010061-23	SCREW, HEX, 3/4-10, UNC X 9 GR5	2
10	101988	NUT,HEX, SLF-LKG, 7/16-14 GRB	5
11	133937	CHAIN, LIFTING HARROW, WP	5
12	141809	SCREW HX CP7/16-14UNC X 4 GR5	5
13	166175	ARM SPIKE HARROW, 5 ROW	1
14	166176	CLAMP, SPIKE HARROW ARM	1
15	166177	BRACKET, PULL CHAIN	1
16	166242	CHAIN, PULL, 3/8	1
17	168897	CLAMP PLATE, HARROW ARM	1
18	172509	NUT,1/2-13 WIDE FLNG TOP LCK F	6
19	172673	WRAP AROUND LOCKING COTTER	4
20	186193	CLAMP PLATE, SPIKE BAR	4
21	186200	MOUNT, HARROW BAR W/TABS	1
22	186204	MOUNT, HARROW BAR	4
23	186205	PLATE, BAR CLAMP	8
24	185697	LINK, HARROW BAR	4
25	186210	CONNECTOR, PULL CHAIN	2
26	187517	SCREW, RDHD SHT SQNK, 5/8-11 X 2.75	9
27	2-557-010009	PIN, LYNCH	1
28	29SFFL 5811	NUT,FLANGE HEAD LOCK5/8-11UNC	9
29	8C520	CLEVIS PIN	4
30	164861	SCREW, RDH SQ NK, 5/8-11 X 3	4
31	166237	TRAY, CATCH 5 ROW	1
32	186196	HOOK, CATCH TRAY	2

3 Row Spike & Reel Assembly

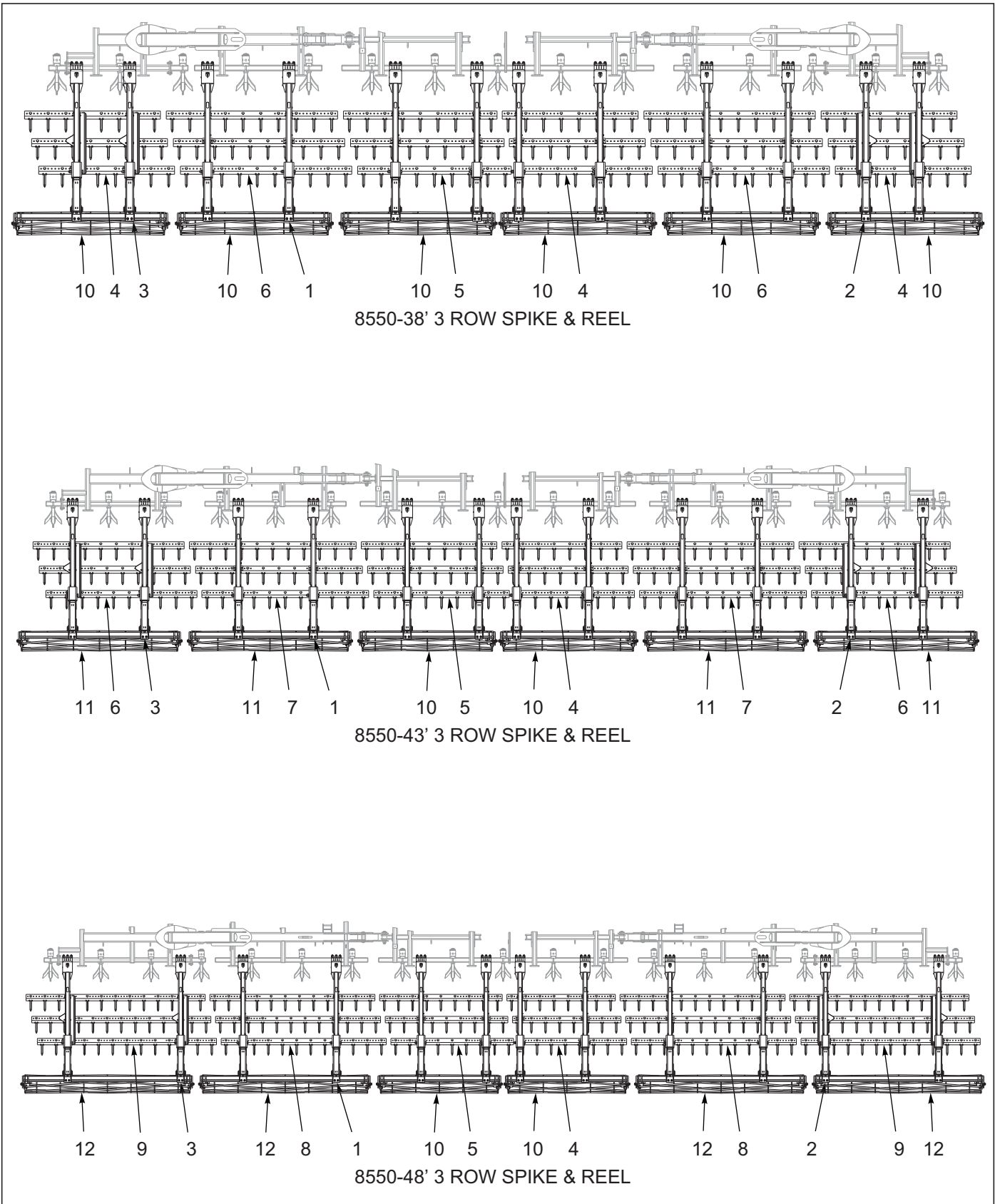


Figure 10-11: 3 Row Spike & Reel Assembly

3 Row Spike & Reel Assembly

ITEM	PART NUMBER	DESCRIPTION	QTY.						
--	231514	3 ROW SPIKE & REEL, 8550-38	*						
--	231515	3 ROW SPIKE & REEL, 8550-43		*					
--	231516	3 ROW SPIKE & REEL, 8550-48			*				
--	232363	3 RSD & FLAT REEL, 8550-38				*			
--	232364	3 RSD & FLAT REEL, 8550-43					*		
--	232365	3 RSD & FLAT REEL, 8550-48						*	
1	229718	ARM ASSY, 3 RSD (SEE PAGE 10-23)	8	8	8	8	8	8	8
2	229720	ARM ASSY, 3 RSD RT W/TRAY (SEE PAGE 10-25)	2	2	2	2	2	2	2
3	229721	ARM ASSY, 3 RSD LT W/TRAY (SEE PAGE 10-25)	2	2	2	2	2	2	2
4	186187	SPIKE BAR ASSY, 8 TOOTH 9 SP (SEE PAGE 10-43)	9	3	3	9	3	3	3
5	186188	SPIKE BAR ASSY, 9 TOOTH 9 SP (SEE PAGE 10-43)	3	3	3	3	3	3	3
6	186189	SPIKE BAR ASSY, 10 TOOTH 9 SP (SEE PAGE 10-43)	6	6	6	6	6	6	6
7	186190	SPIKE BAR ASSY, 11 TOOTH 9 SP (SEE PAGE 10-43)	--	6	--	--	6	--	--
8	186191	SPIKE BAR ASSY, 12 TOOTH 9 SP (SEE PAGE 10-43)	--	--	6	--	--	--	6
9	186192	SPIKE BAR ASSY, 13 TOOTH 9 SP (SEE PAGE 10-43)	--	--	6	--	--	--	6
10	200254	REEL ASSY 12 DIA X 75" (SEE PAGE 10-59)	6	2	2	--	--	--	--
10	203185	REEL ASSY 12 DIA X 75" (SEE PAGE 10-61)	--	--	--	6	2	2	--
11	200255	REEL ASSY 12 DIA X 90" (SEE PAGE 10-59)	4	2	2	--	--	--	--
11	203186	REEL ASSY 12 DIA X 90" (SEE PAGE 10-61)	--	--	--	--	4	--	--
12	200256	REEL ASSY 12 DIA X 105" (SEE PAGE 10-59)	--	--	4	--	--	--	--
12	203187	REEL ASSY 12 DIA X 105" (SEE PAGE 10-61)	--	--	--	--	--	--	4

3 RSD Arm Assembly

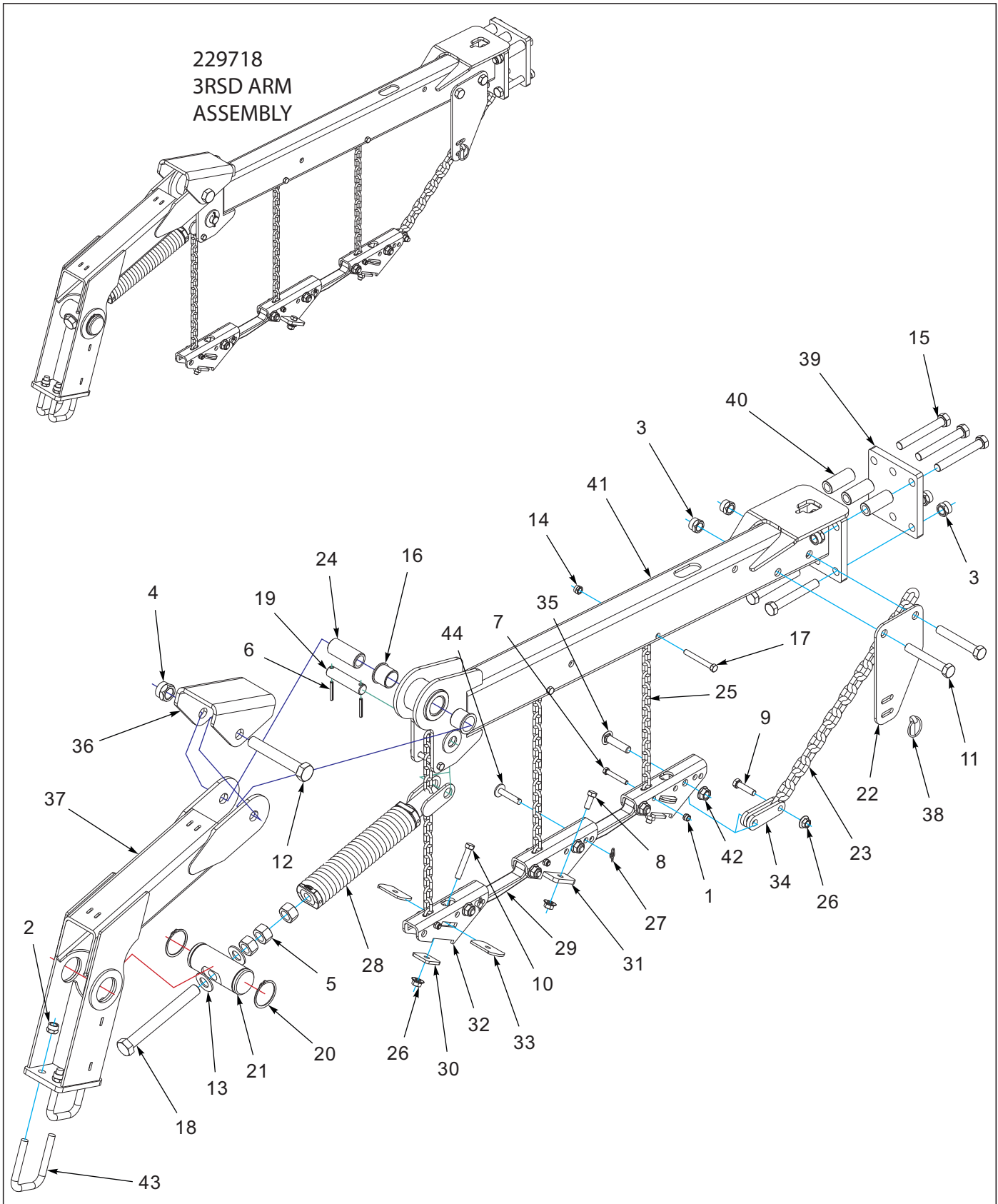


Figure 10-12: 3 RSD Arm Assembly

3 RSD Arm Assembly

ITEM	PART NUMBER	DESCRIPTION	QTY.
--	229718	ARM ASSY 3 RSD	
1	1-512-010005-05	NUT, HEX, SLFLKG GRB 3/8-16	3
2	1-512-010005-13	NUT,HEX SLFLKG GRB 5/8-11	4
3	1-512-010005-15	NUT,HEX,SLFLKG GRB 3/4-10	8
4	1-512-010005-19	NUT 1-8 HEX SLF-LOCKING GRB	1
5	1-512-010007-14	NUT, HEX 1-8 GR2 ZP	3
6	1-647-010004221	PIN,SPRING 1/4X2 SLOTTED	2
7	1-654-010051-11	SCREW HX CP 3/8-16X2-1/2 G5ZP	3
8	1-654-010055-02	SCREW 1/2-13UNCX1-1/4 CP GR5	2
9	1-654-010055-05	SCREW,HEX CAP,1/2-13UNCX2 GR5	1
10	1-654-010055-09	SCREW,HX CP,1/2-13UNCX3 GR5	2
11	1-654-010061-15	SCREW,HX CP 3/4-10UNCX5 GR5	2
12	1-654-010125-18	SCREW HEX CAP,1-8UNCX6-1/2GR8	1
13	1-861-010032-24	WASHER FL 1IN NARROW ZP	2
14	101988	NUT,HEXSLF-LKG 7/16-14 GRB	3
15	139201	SCREW,HX CP 3/4-10UNCX5.50GR8	6
16	140599	BEARING, FLANGE 1-1/2"	2
17	141808	SCREW HX CP7/16-14UNCX3-1/2G5	3
18	152210	BOLT, ADJ, 1 X 9	1
19	156785	PIN 1 X 4-1/4	1
20	158896	SNAP RING, 2-1/2 SHAFT	2
21	158897	PIN, ADJUSTMENT	1
22	166177	BRACKET, PULL CHAIN	1
23	166242	CHAIN, PULL 3/8	1
24	168739	BUSHING PIVOT 1-1/2 X 3-7/16	1
25	168764	CHAIN 17 LINK 1/4	3
26	172509	NUT,1/2-13 WIDE FLNG TOP LCK F	5
27	172673	WRAP AROUND LOCKING COTTER	2
28	172677	SPRING ASSY, W/ANCHOR	1
29	185697	LINK, HARROW BAR	2
30	186193	CLAMP PLATE, SPIKE BAR	2
31	186200	MOUNT, HARROW BAR W/TABS WLDMT	1
32	186204	MOUNT, HARROW BAR	2
33	186205	PLATE, BAR CLAMP	4
34	186210	CONNECTOR, PULL CHAIN	2
35	187517	SCREW RDHD SHT SQNK5/8-11X2.75	5
36	191459	STOP, HARROW ARM	1
37	199359	ARM WLDMT REEL	1
38	2-557-010009	PIN LYNCH	1
39	208187	MOUNTING PLATE, HARROW 6-BOLT	1
40	211056	BUSHING, CLAMP 3" L	3
41	227666	ARM, HARROW 6-BOLT WLDMT	1
42	29SFFL 5811	NUT,FLANGE HEAD LOCK5/8-11UNC	5
43	8-102-010012	U BOLT	2
44	8C520	CLEVIS PIN	2

3 RSD Arm Assembly W/Tray

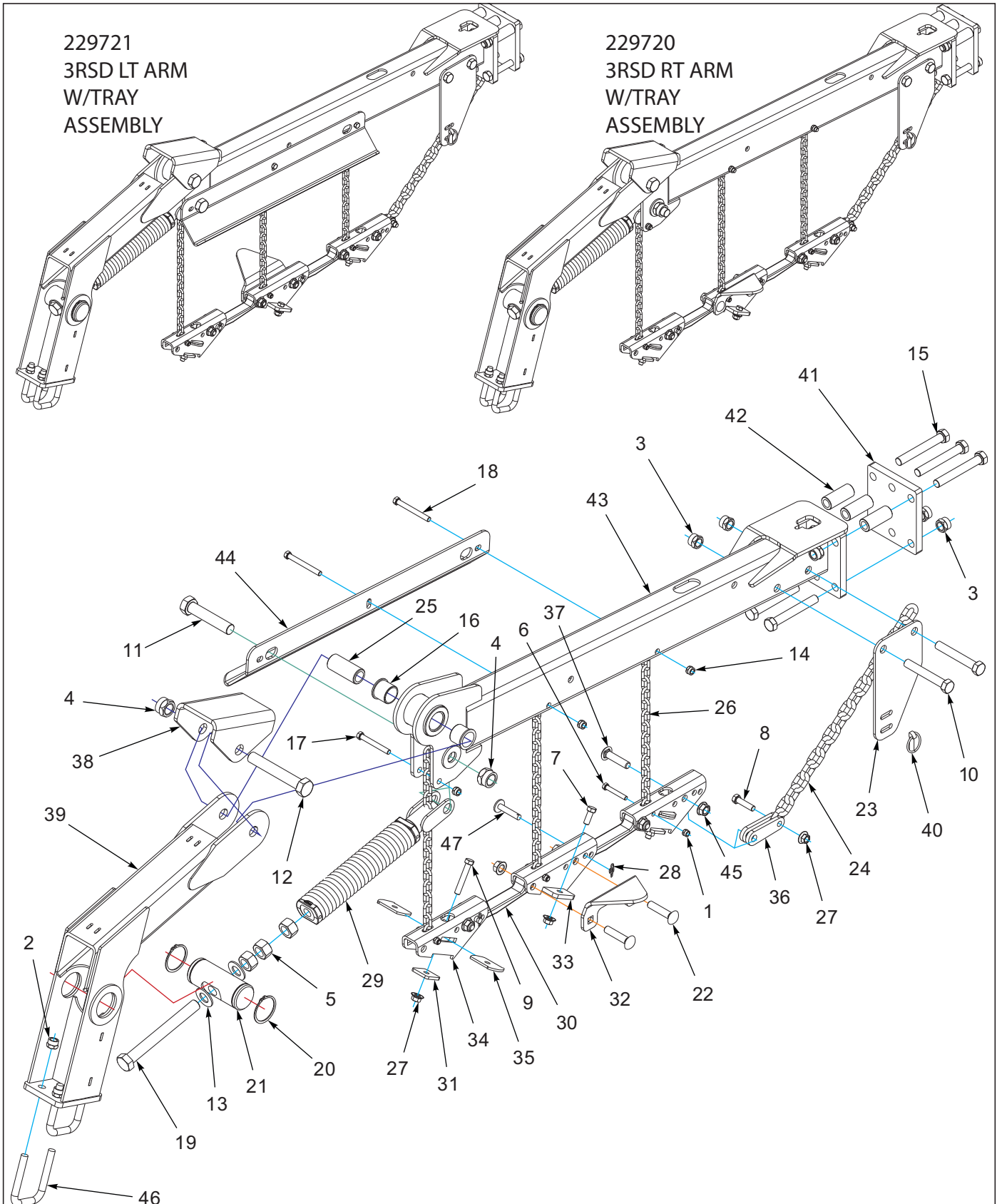


Figure 10-13: 3 RSD Arm Assembly W/Tray

3 RSD Arm Assembly W/Tray

ITEM	PART NUMBER	DESCRIPTION	QTY.
--	229720	ARM ASSY 3 RSD RT W/TRAY	
--	229721	ARM ASSY 3 RSD LT W/TRAY	
1	1-512-010005-05	NUT, HEX, SLFLKG GRB 3/8-16	3
2	1-512-010005-13	NUT,HEX SLFLKG GRB 5/8-11	4
3	1-512-010005-15	NUT,HEX,SLFLKG GRB 3/4-10	8
4	1-512-010005-19	NUT 1-8 HEX SLF-LOCKING GRB	2
5	1-512-010007-14	NUT, HEX 1-8 GR2 ZP	3
6	1-654-010051-11	SCREW HX CP 3/8-16X2-1/2 G5ZP	3
7	1-654-010055-02	SCREW 1/2-13UNCX1-1/4 CP GR5	2
8	1-654-010055-05	SCREW,HEX CAP,1/2-13UNCX2 GR5	1
9	1-654-010055-09	SCREW,HX CP,1/2-13UNCX3 GR5	2
10	1-654-010061-15	SCREW,HX CP 3/4-10UNCX5 GR5	2
11	1-654-010065-15	SCREW HX CP 1-8UNCX5 GR5	1
12	1-654-010125-18	SCREW HEX CAP,1-8UNCX6-1/2GR8	1
13	1-861-010032-24	WASHER FL 1IN NARROW ZP	2
14	101988	NUT,HEXSLF-LKG 7/16-14 GRB	3
15	139201	SCREW,HX CP 3/4-10UNCX5.50GR8	6
16	140599	BEARING, FLANGE 1-1/2"	2
17	141808	SCREW HX CP7/16-14UNCX3-1/2G5	1
18	141809	SCREW HX CP7/16-14UNC X 4 GR5	2
19	152210	BOLT, ADJ, 1 X 9	1
20	158896	SNAP RING, 2-1/2 SHAFT	2
21	158897	PIN, ADJUSTMENT	1
22	164861	SCREW,RD HD SQNCK 5/8-11X3	2
23	166177	BRACKET, PULL CHAIN	1
24	166242	CHAIN, PULL 3/8	1
25	168739	BUSHING PIVOT 1-1/2 X 3-7/16	1
26	168764	CHAIN 17 LINK 1/4	3
27	172509	NUT,1/2-13 WIDE FLNG TOP LCK F	5
28	172673	WRAP AROUND LOCKING COTTER	2
29	172677	SPRING ASSY, W/ANCHOR	1
30	185697	LINK, HARROW BAR	2
31	186193	CLAMP PLATE, SPIKE BAR	2
32	186196	HOOK, CATCH TRAY	1
33	186200	MOUNT, HARROW BAR W/TABS WLDMT	1
34	186204	MOUNT, HARROW BAR	2
35	186205	PLATE, BAR CLAMP	4
36	186210	CONNECTOR, PULL CHAIN	2
37	187517	SCREW RDHD SHT SQNK5/8-11X2.75	3
38	191459	STOP, HARROW ARM	1
39	199359	ARM WLDMT REEL	1
40	2-557-010009	PIN LYNCH	1
41	208187	MOUNTING PLATE, HARROW 6-BOLT	1
42	211056	BUSHING, CLAMP 3" L	3
43	227666	ARM, HARROW 6-BOLT WLDMT	1
44	229717	CATCH TRAY, 3 ROW	1
45	29SFFL 5811	NUT,FLANGE HEAD LOCK5/8-11UNC	5
46	8-102-010012	U BOLT	2
47	8C520	CLEVIS PIN	2

Spike & Double Reel




Figure 10-14: Spike & Double Reel

Spike & Double Reel

ITEM	PART NUMBER	DESCRIPTION	QTY.		
--	188685	SPIKE/DOUBLE REEL ASSY 8550-38	*		
--	188686	SPIKE/DOUBLE RD REEL 8550-43		*	
--	188687	SPIKE/DOUBLE REEL ASSY 8550-48			*
1	1-512-010005-13	NUT,HEX SLFLKG GRB 5/8-11	72	96	72
2	1-512-010005-15	NUT,HEX,SLFLKG GRB 3/4-10	8	8	8
3	112120	SCREW, HX CP 5/8-11X2.25 GR8	72	96	72
4	193026	ARM ASSY, HARROW	2	2	2
5	193042	EXTENSION, CHOPPER	2	--	--
6	2-102-010032	U BOLT CENTER SHANK MT.	4	4	4
7	200240	HARROW ARM ASSY DOUBLE REEL (SEE PAGE 10-29)	6	6	6
8	200241	HARROW ARM ASSY W/STOP DBL RL (SEE PAGE 10-33)	4	4	4
9	200242	DOUBLE REEL ASSY CENTER (SEE PAGE 10-51)	1	1	1
10	189417	SPIKE BAR ASSY 10 TOOTH (SEE PAGE 10-43)	12	4	4
11	189419	SPIKE BAR ASSY 12 TOOTH (SEE PAGE 10-43)	--	8	--
12	189420	SPIKE BAR ASSY 13 TOOTH (SEE PAGE 10-43)	--	--	2
13	189421	SPIKE BAR ASSY 14 TOOTH (SEE PAGE 10-43)	--	--	6
14	200253	REEL ASSY 12 DIA X 60" (SEE PAGE 10-59)	1	1	1
15	200254	REEL ASSY 12 DIA X 75" (SEE PAGE 10-59)	11	3	3
16	200255	REEL ASSY 12 DIA X 90" (SEE PAGE 10-59)	--	8	--
17	200256	REEL ASSY 12 DIA X 105" (SEE PAGE 10-59)	--	--	8
18	1-654-010059-15	SCREW,HEX CAP,5/8-11UNCX5 GR5	--	2	2

Harrow Arm Assembly, Double Reel

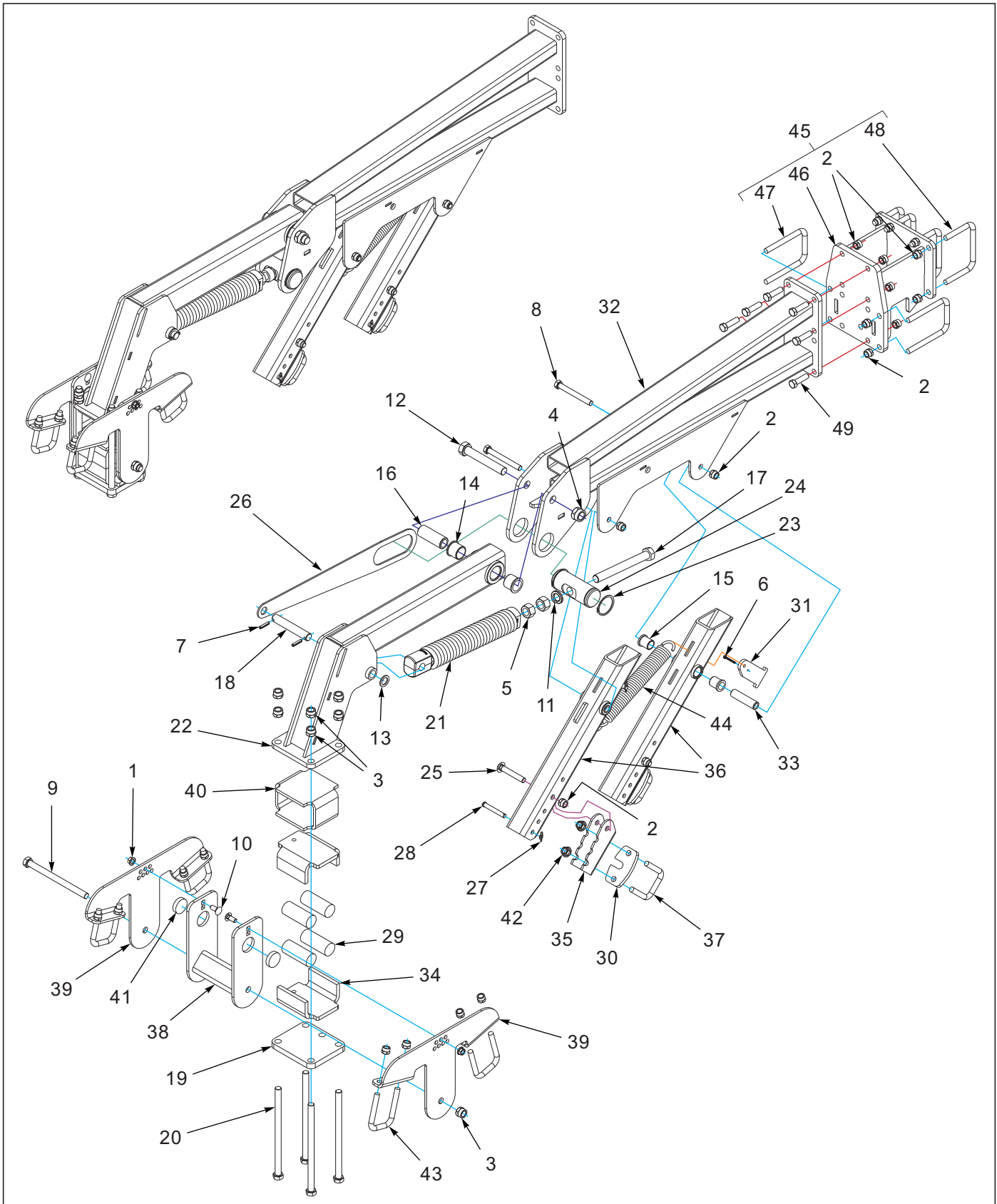


Figure 10-15: Harrow Arm Assembly, Double Reel

Harrow Arm Assembly, Double Reel

ITEM	PART NUMBER	DESCRIPTION	QTY.	
--	200240	HARROW ARM ASSY DOUBLE REEL		
--	200241	HARROW ARM ASSY W/STOP DBL RL		
1	1-510-010003-09	NUT,1/2-13 FLANGE HD,SERRATED	2	2
2	1-512-010005-13	NUT,HEX SLFLKG GRB 5/8-11	20	20
3	1-512-010005-15	NUT,HEX,SLFLKG GRB 3/4-10	9	9
4	1-512-010005-19	NUT 1-8 HEX SLF-LOCKING GRB	1	1
5	1-512-010007-14	NUT, HEX 1-8 GR2 ZP	2	2
6	1-557-010362-51	PIN, COTTER 3/16X1-1/2	2	2
7	1-647-010004236	SPRING PIN,SLOTTED 5/16X1-1/2	2	2
8	1-654-010059-16	SCREW,HEX CAP,5/8-11UNCX5.50	2	2
9	1-654-010061-25	SCREW,HX CP 3/4-10UNCX10 GR5	1	1
10	1-654-010070-02	SCREW 1/2-13X1-1/4 RD HD SQNK	2	2
11	1-861-010034-21	WASHER, LKG HEL SPRG 1IN	1	1
12	100829	SCREW,HEX CAP,1-8X6-1/2,GR5	12	12
13	117957	MACHINERY BUSHING,ZINC PLATED	1	1
14	140599	BEARING, FLANGE 1-1/2	2	2
15	144264	BEARING FLANGE	4	4
16	152209	BUSHING, PIVOT 1-1/2	1	1
17	152210	BOLT, ADJ, 1 X 9	1	1
18	154392	PIN,PIVOT	1	1
19	154748	PLATE, GANGBAR MOUNT	1	1
20	155344	SCREW HX CP 3/4-10UNCX13 GR5B	4	4
21	158795	SPRING ASSY, 17"	1	1
22	158847	ARM WLDMT REEL	1	1
23	158896	SNAP RING, 2-1/2 SHAFT	2	2
24	158897	PIN, ADJUSTMENT	1	1
25	166241	SCREW,RDHD SQNCK, 5/8-11X4	2	2
26	167554	STOP, REEL ARM (200241 ONLY)	--	1
27	172673	WRAP AROUND LOCKING COTTER	2	2
28	176625	PIN, CLEVIS 1/2 X 3-1/2	2	2
29	184713	SPRING, TORSION 1-3/4	4	4
30	187571	CLAMP PLATE, SPIKE BAR	2	2
31	187575	HOOK, CHAIN	2	2
32	187577	HARROW ARM, DOUBLE REEL	1	1
33	187584	BUSHING, SPIKE ARM	2	2
34	187585	TUBE, CLAMP	2	2
35	193030	CLAMP, SPIKE HARROW	2	2
36	193031	ARM WLDMT SPIKE	2	2
37	194693	U-BOLT, 5/8 X 3-11/16 X 3-3/4	2	2
38	200233	MOUNT WLDMT, ADJ	1	1
39	200236	PLATE, REEL ADJ	2	2
40	200237	TUBE, SPACER	1	1
41	203138	SLIDE, BLOCK	2	2
42	29SFFL 5811	'NUT,FLANGE HEAD LOCK5/8-11UNC	4	4
43	8-102-010012	U BOLT	4	4
44	8-720-010011	HARROW SPRING	1	1

Harrow Arm Assembly, Double Reel

ITEM	PART NUMBER	DESCRIPTION	QTY.	
45	193042	EXTENSION, CHOPPER (INCLUDES ITEMS 2, 46, 47, 48, 49)	1	1
46	193037	EXTENSION, HARROW MOUNT WLDMT	1	1
47	141228	U-BOLT 5/8X4X6-1/2	2	2
48	189433	U-BOLT, 5/8X6-11/16X4-1/2	4	4
49	112120	SCREW, HX CP 5/8-11X2.25 GR8	6	6

Harrow Arm Assembly

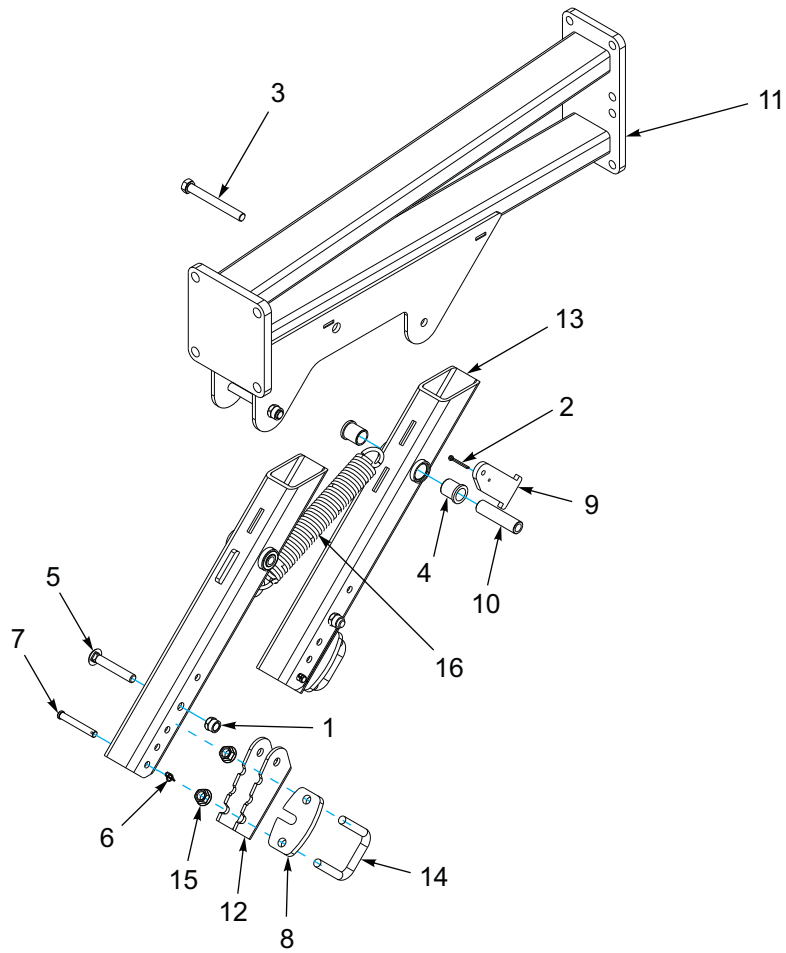


Figure 10-16: Harrow Arm Assembly

Harrow Arm Assembly

ITEM	PART NUMBER	DESCRIPTION	QTY.
--	193026	HARROW ARM ASSEMBLY	
1	1-512-010005-13	NUT,HEX SLFLKG GRB 5/8-11	4
2	1-557-010362-51	PIN, COTTER 3/16X1-1/2	2
3	1-654-010059-16	SCREW,HEX CAP,5/8-11UNCX5.50	2
4	144264	BEARING, FLANGE 1	4
5	166421	WINCH 12M WARN W/LW&RMTC	2
6	172673	WRAP AROUND LOCKING COTTER	2
7	176625	PIN, CLEVIS 1/2 X 3-1/2	2
8	187571	CLAMP PLATE, SPIKE BAR	2
9	187575	HOOK, CHAIN	2
10	187584	BUSHING, SPIKE ARM	2
11	193021	HARROW ARM, DOUBLE REEL	1
12	193030	CLAMP, SPIKE HARROW	2
13	193031	ARM, SPIKE	2
14	194693	U-BOLT, 5/8 X 3-11/16 X 3-3/4	2
15	29SFFL 5811	NUT,FLANGE HEAD LOCK5/8-11UNC	4
16	8-720-010011	HARROW SPRING	1

Double Reel Arm Assembly, Center

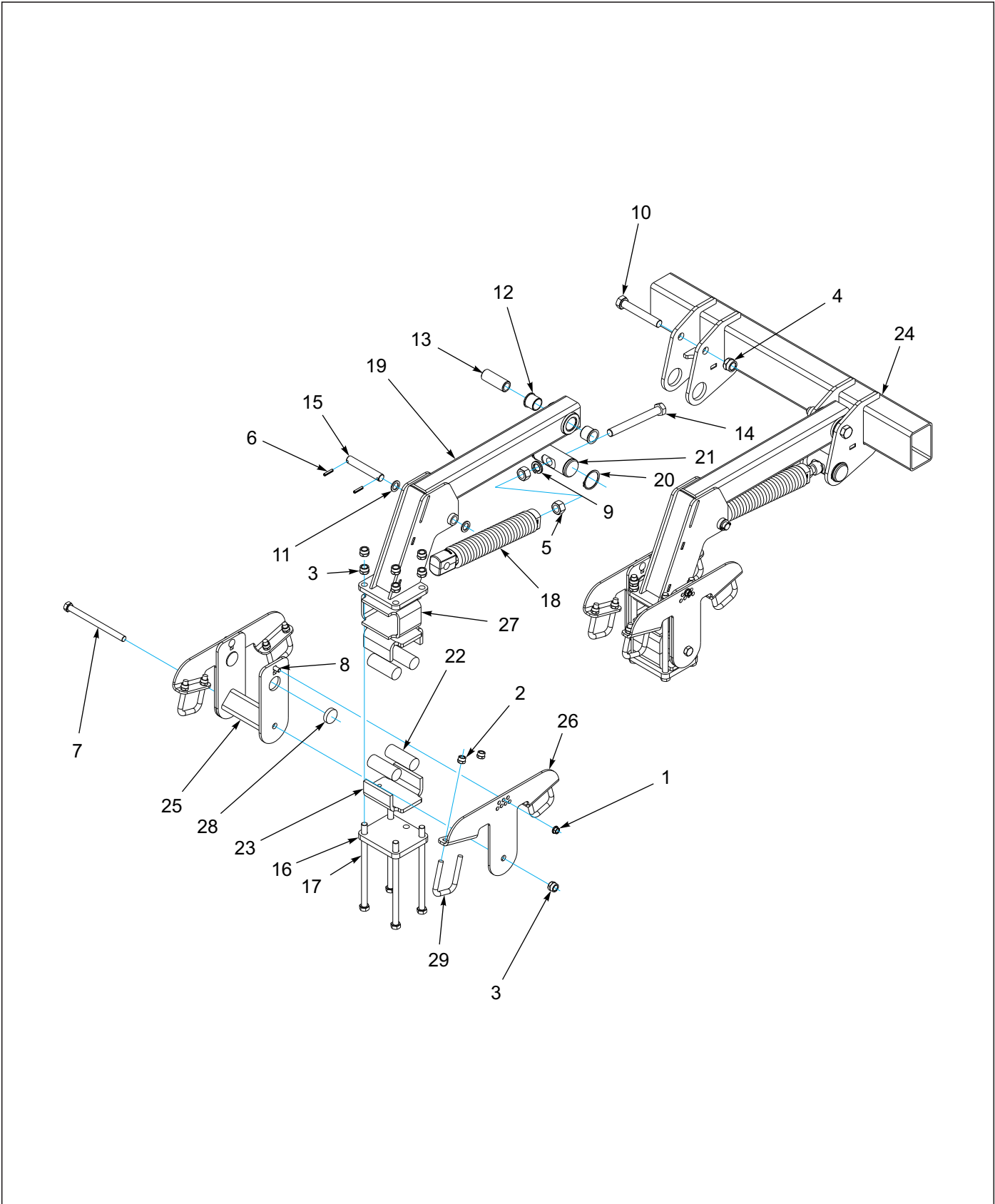


Figure 10-17: Double Reel Arm Assembly, Center

Double Reel Arm Assembly, Center

ITEM	PART NUMBER	DESCRIPTION	QTY.
--	200242	DOUBLE REEL ASSY CENTER	
1	1-510-010003-09	NUT,1/2-13 FLANGE HD,SERRATED	4
2	1-512-010005-13	NUT,HEX SLFLKG GRB 5/8-11	16
3	1-512-010005-15	NUT,HEX,SLFLKG GRB 3/4-10	18
4	1-512-010005-19	NUT 1-8 HEX SLF-LOCKING GRB	2
5	1-512-010007-14	NUT, HEX 1-8 GR2 ZP	4
6	1-647-010004236	SPRING PIN,SLOTTED 5/16X1-1/2	4
7	1-654-010061-25	SCREW,HX CP 3/4-10UNCX10 GR5	2
8	1-654-010070-02	SCREW 1/2-13X1-1/4 RD HD SQNK	4
9	1-861-010034-21	WASHER, LKG HEL SPRG 1IN	2
10	100829	SCREW,HEX CAP,1-8X6-1/2,GR5	2
11	117957	MACHINERY BUSHING,ZINC PLATED	4
12	140599	BEARING, FLANGE 1-1/2"	4
13	152209	BUSHING, PIVOT 1-1/2	2
14	152210	BOLT, ADJ, 1 X 9	2
15	154392	PIN, PIVOT	2
16	154748	PLATE, GANGBAR MOUNT	2
17	155344	SCREW HX CP 3/4-10UNCX13 GR5B	8
18	158795	SPRING ASSY, 17"	2
19	158847	ARM, REEL WLDMT	2
20	158896	SNAP RING, 2-1/2 SHAFT	4
21	158897	PIN, ADJUSTMENT	2
22	184713	SPRING, TORSION 1-3/4	8
23	187585	TUBE, CLAMP	4
24	193025	MOUNT WLDMT HARROW ARM	1
25	200233	MOUNT WLDMT, ADJ	2
26	200236	PLATE, REEL ADJ	4
27	200237	TUBE, SPACER	2
28	203138	SLIDE, BLOCK	4
29	8-102-010012	U BOLT	8

Chopper & 3 Row Spike

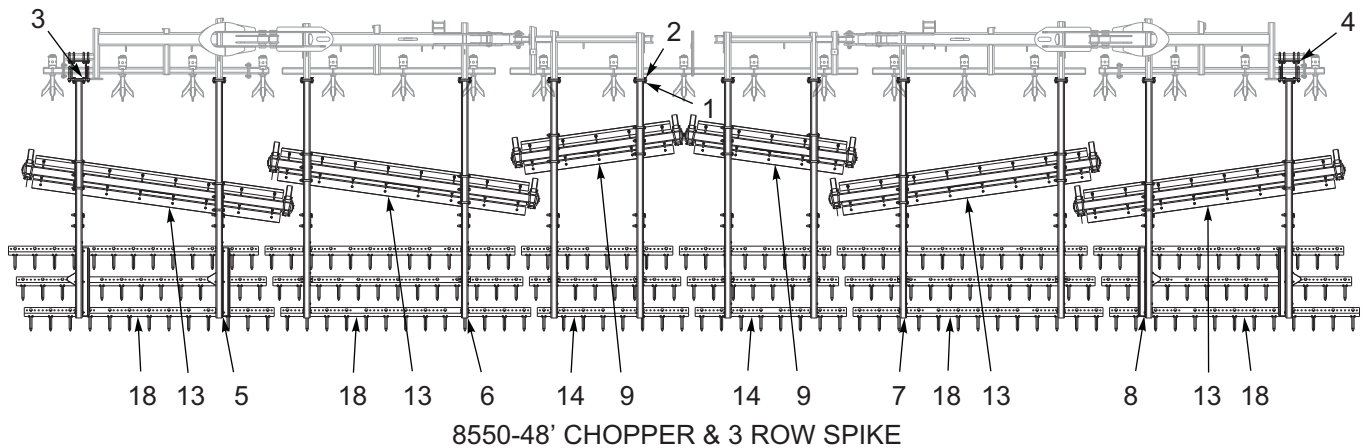
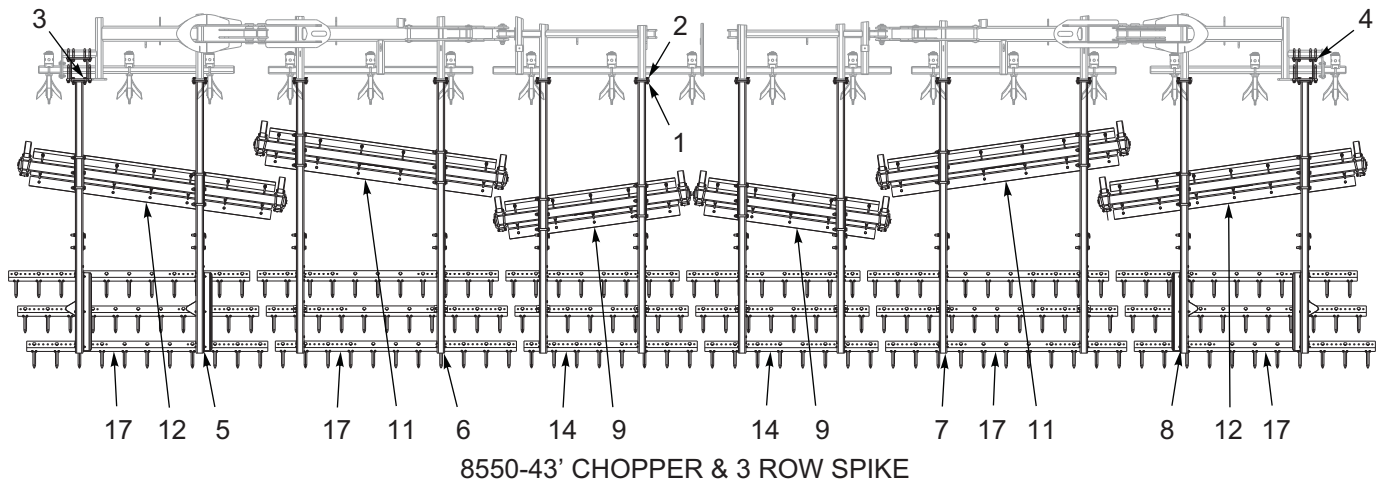
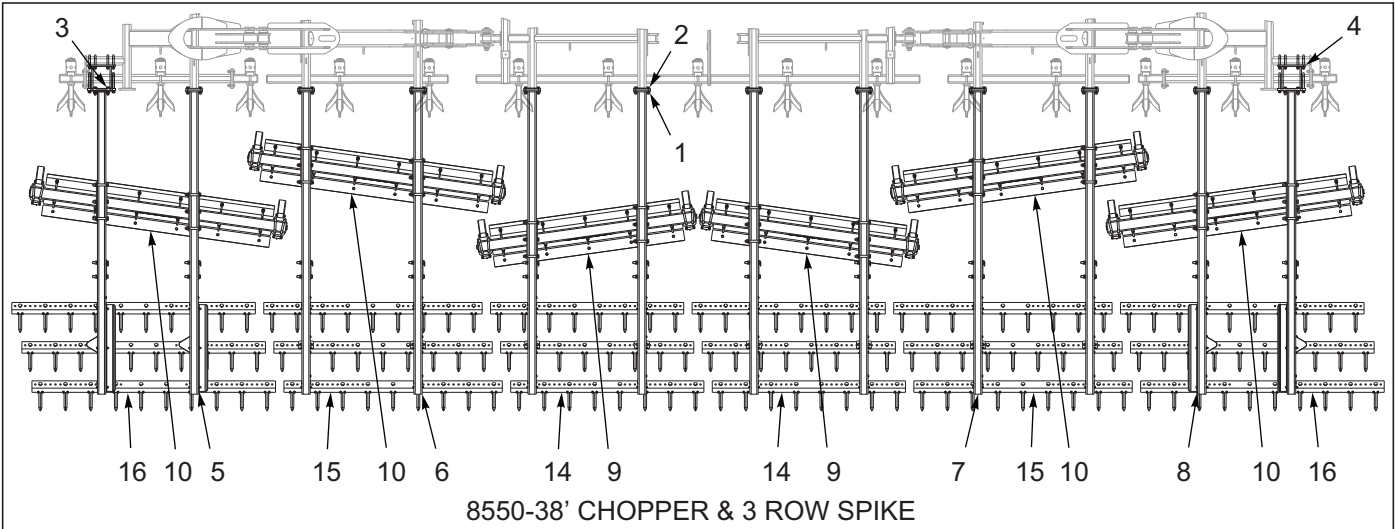


Figure 10-18: Chopper & 3 Row Spike

Chopper & 3 Row Spike

ITEM	PART NUMBER	DESCRIPTION	QTY.		
--	188688	CHOPPER & 3 ROW SPIKE, 8550-38	*		
--	188689	CHOPPER/3 ROW SPIKE ASM8550-43		*	
--	188690	CHOPPER/3 ROW SPIKE 8550-48			*
1	1-512-010005-13	NUT,HEX SLFLKG GRB 5/8-11	72	72	72
2	1-654-010059-05	SCREW,HEX CAP,5/8-11UNCX2 GR5	60	60	60
3	1-654-010059-06	SCREW,HEX CAP 5/8-11X2-1/4 G5	12	12	12
4	193042	EXTENSION, CHOPPER	2	2	2
5	193032	ARM ASSY, CHOP REEL LT W/TRAY (SEE PAGE 10-41)	2	2	2
6	187548	ARM ASSY, CHOPPER REEL RT (SEE PAGE 10-39)	4	4	4
7	187549	ARM ASSY, CHOPPER REEL LT (SEE PAGE 10-39)	4	4	4
8	193033	ARM ASSY, CHOP REEL RT W/TRAY (SEE PAGE 10-41)	2	2	2
9	187511	REEL/GANGBAR ASSY 68-1/2"	2	2	2
10	154407	REEL/GANGBAR ASSY 82" (SEE PAGE 10-57)	4	--	--
11	154409	REEL/GANGBAR 91" ASSY (SEE PAGE 10-57)	2	2	2
12	172529	REEL/GANGBAR - 97" ASSY (SEE PAGE 10-57)	--	2	--
13	154410	REEL/GANGBAR ASSY 114" (SEE PAGE 10-57)	--	--	4
14	186187	SPIKE BAR ASSY, 8 TOOTH 9 SP (SEE PAGE 10-43)	6	6	6
15	186188	SPIKE BAR ASSY, 9 TOOTH 9 SP (SEE PAGE 10-43)	6	--	--
16	186189	SPIKE BAR ASSY, 10 TOOTH 9 SP (SEE PAGE 10-43)	6	--	--
17	186190	SPIKE BAR ASSY, 11 TOOTH 9 SP (SEE PAGE 10-43)	--	12	--
18	186192	SPIKE BAR ASSY, 13 TOOTH 9 SP (SEE PAGE 10-43)	--	--	12

Arm Assembly, Chopper Reel

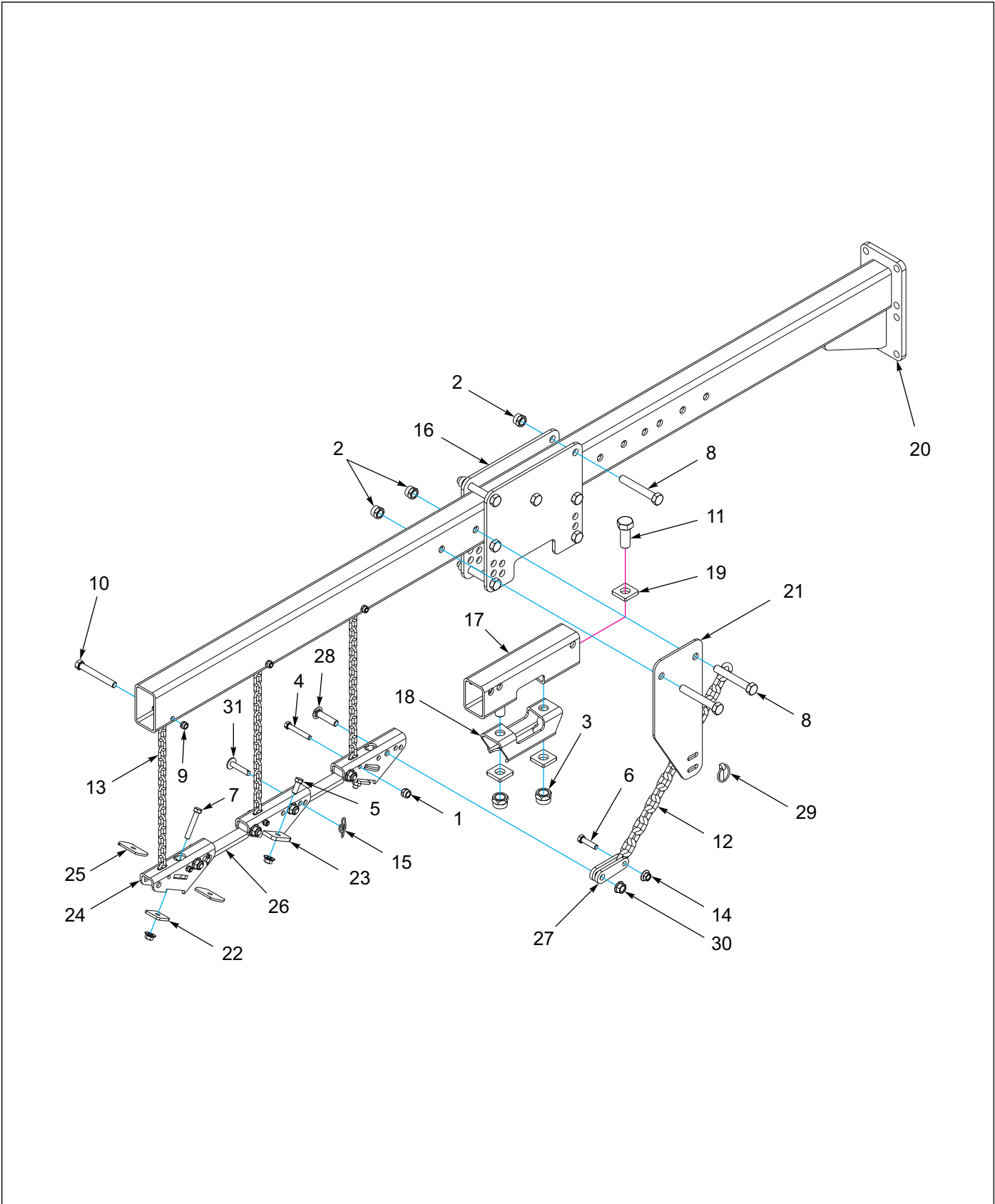


Figure 10-19: Arm Assembly, Chopper Reel

Arm Assembly, Chopper Reel

ITEM	PART NUMBER	DESCRIPTION	QTY.
--	187548	ARM ASSY, CHOPPER REEL RT (SHOWN)	
--	187549	ARM ASSY, CHOPPER REEL LT	
1	1-512-010005-05	NUT, HEX, SLFLKG GRB 3/8-16	3
2	1-512-010005-15	NUT,HEX,SLFLKG GRB 3/4-10	9
3	1-512-010005-19	NUT 1-8 HEX SLF-LOCKING GRB	2
4	1-654-010051-11	SCREW HX CP 3/8-16X2-1/2 G5ZP	3
5	1-654-010055-02	SCREW 1/2-13UNCX1-1/4 CP GR5	2
6	1-654-010055-05	SCREW,HEX CAP,1/2-13UNCX2 GR5	1
7	1-654-010055-09	SCREW,HX CP,1/2-13UNCX3 GR5	2
8	1-654-010061-15	SCREW,HX CP 3/4-10UNCX5 GR5	9
9	101988	NUT,HEXSLF-LKG 7/16-14 GRB	3
10	141808	SCREW HX CP7/16-14UNCX3-1/2G5	3
11	151528	SCREW, HX CP 1-8UNCX2-1/2 GR5	2
12	166242	CHAIN, PULL 3/8	1
13	168764	CHAIN 17 LINK 1/4	3
14	172509	NUT,1/2-13 WIDE FLNG TOP LCK F	5
15	172673	WRAP AROUND LOCKING COTTER	2
16	179839	CLAMP PLATE, REEL MOUNT	2
17	179840	MOUNT, REEL RIGHT	1
18	179842	MOUNT, REEL CLAMP RIGHT	1
19	179844	WASHER, 1 SQ	4
20	179846	HARROW ARM WLDMT CHOPPER REEL	1
21	179848	BRACKET, PULL CHAIN	1
22	186193	CLAMP PLATE, SPIKE BAR	2
23	186200	MOUNT, HARROW BAR W/TABS WLDMT	1
24	186204	MOUNT, HARROW BAR	2
25	186205	PLATE, BAR CLAMP	4
26	186207	LINK, HARROW BAR WLDMT	2
27	186210	CONNECTOR, PULL CHAIN	2
28	187517	SCREW RDHD SHT SQNK5/8-11X2.75	5
29	2-557-010009	PIN LYNCH	1
30	29SFFL 5811	NUT,FLANGE HEAD LOCK5/8-11UNC	5
31	8C520	CLEVIS PIN	2

Arm Assembly W/Tray, Chopper Reel

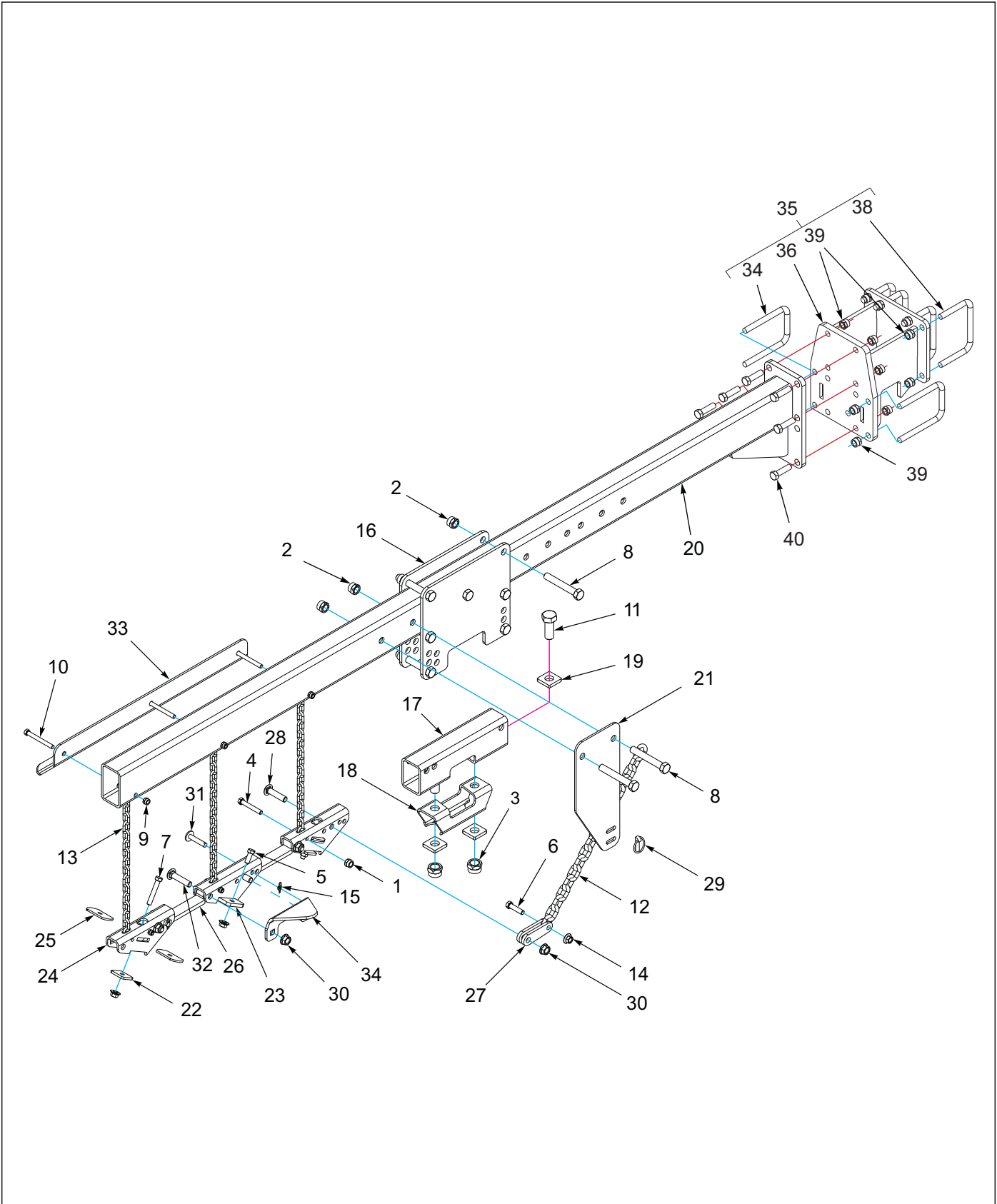


Figure 10-20: Arm Assembly W/Tray, Chopper Reel

Arm Assembly W/Tray, Chopper Reel

ITEM	PART NUMBER	DESCRIPTION	QTY.
--	193033	ARM ASSEMBLY, CHOPPER REEL RT - WITH TRAY (SHOWN)	
--	193032	ARM ASSEMBLY, CHOPPER REEL LT - WITH TRAY	
1	1-512-010005-05	NUT, HEX, SLFLKG GRB 3/8-16	3
2	1-512-010005-15	NUT, HEX, SLFLKG GRB 3/4-10	9
3	1-512-010005-19	NUT, 1-8 HEX, SLF-LOCKING GRB	2
4	1-654-010051-11	SCREW, HEX CP, 3/8-16 X 2-1/2 G5ZP	3
5	1-654-010055-02	SCREW, 1/2-13 UNC X 1-1/4, CP GR5	2
6	1-654-010055-05	SCREW, HEX CAP, 1/2-13 UNC X 2 GR5	1
7	1-654-010055-09	SCREW, HEX CAP, 1/2-13, UNC X 3 GR5	2
8	1-654-010061-15	SCREW, HEX CAP, 3/4-10, UNC X 5 GR5	9
9	101988	NUT,HEX, SLF-LKG, 7/16-14 GRB	3
10	141809	SCREW, HHC, 7/16-14 UNC X 4 G5	3
11	151528	SCREW, HEX CAP, 1-8 UNC X 2-1/2 GR5	2
12	166242	CHAIN, PULL, 3/8	1
13	168764	CHAIN 17 LINK, 1/4	3
14	172509	NUT,1/2-13 WIDE FLNG TOP LCK F	5
15	172673	WRAP AROUND LOCKING COTTER	2
16	179839	CLAMP PLATE, REEL MOUNT	2
17	179841	MOUNT, REEL LEFT	1
18	179843	MOUNT, REEL CLAMP LEFT	1
19	179844	WASHER, 1 SQ	4
20	179846	HARROW ARM, CHOPPER REEL	1
21	179848	BRACKET, PULL CHAIN	1
22	186193	CLAMP PLATE, SPIKE BAR	2
23	186200	MOUNT, HARROW BAR W/TABS	1
24	186204	MOUNT, HARROW BAR	2
25	186205	PLATE, BAR CLAMP	4
26	185697	LINK, HARROW BAR	2
27	186210	CONNECTOR, PULL CHAIN	2
28	187517	SCREW, RDHD SHT SQNK, 5/8-11 X 2.75	5
29	2-557-010009	PIN, LYNCH	1
30	29SFFL 5811	NUT, HEX, SLFLKG, GRB 3/8-16	5
31	8C520	CLEVIS PIN	2
32	164861	SCREW, RDH SQ NK, 5/8-11 X 3	2
33	168751	TRAY, CATCH 3 ROW	1
34	186196	HOOK, CATCH TRAY	1
35	193042	EXTENSION, CHOPPER (INCLUDES ITEMS 36-40)	1
36	193037	EXTENSION, HARROW MOUNT WLDMT	1
37	141228	U-BOLT 5/8X4X6-1/2	2
38	189433	U-BOLT, 5/8X6-11/16X4-1/2	4
39	1-512-010005-13	NUT,HEX SLFLKG GRB 5/8-11	18
40	112120	SCREW, HX CP 5/8-11X2.25 GR8	6

Spike Bar Assembly Angle

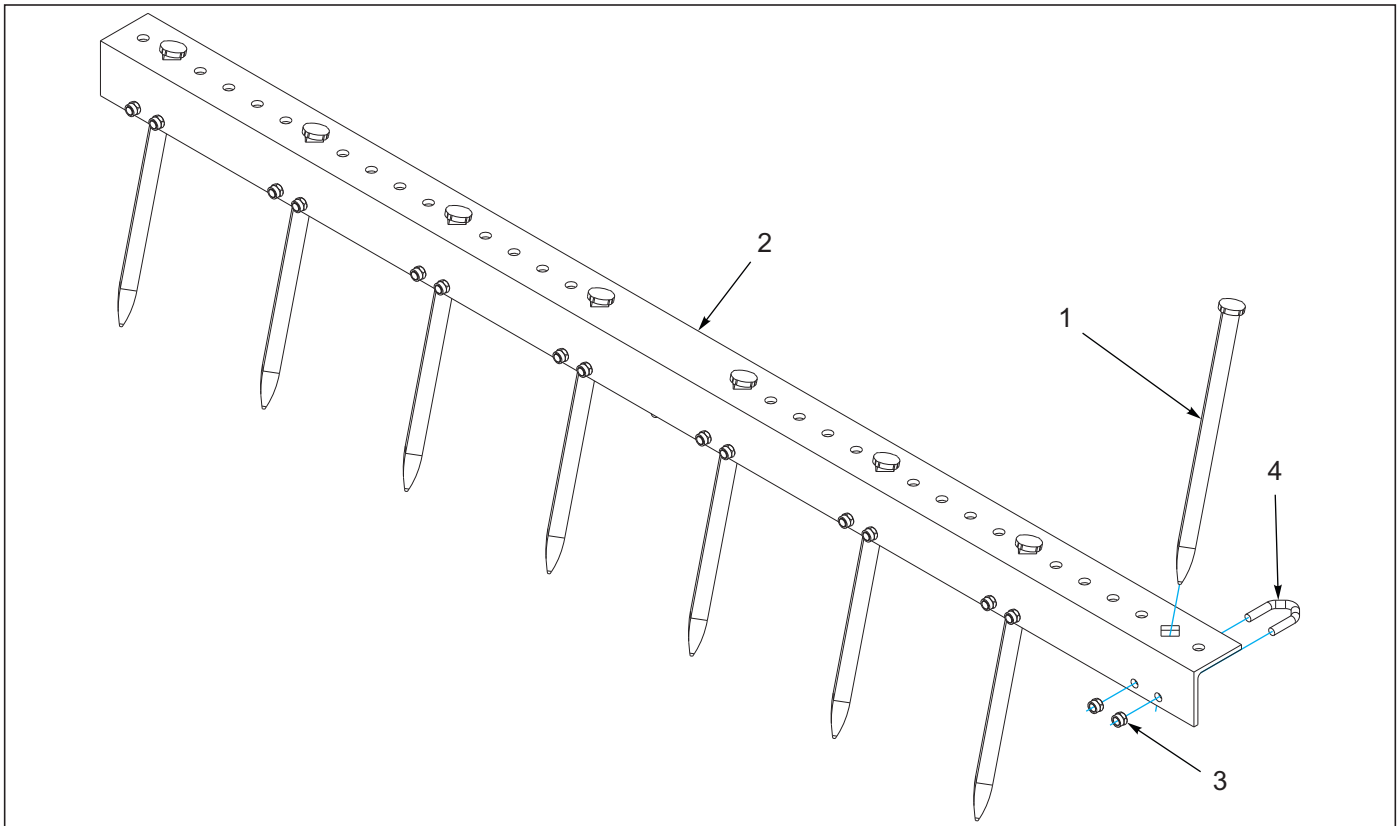


Figure 10-21: Spike Bar Assembly Angle

Spike Bar Assembly Angle

ITEM	PART NUMBER	DESCRIPTION	QTY.				
--	186187	SPIKE BAR ASSY, 8 TOOTH 9 SP	*				
--	186188	SPIKE BAR ASSY, 9 TOOTH 9 SP		*			
--	186189	SPIKE BAR ASSY, 10 TOOTH 9 SP			*		
--	186190	SPIKE BAR ASSY, 11 TOOTH 9 SP				*	
--	186192	SPIKE BAR ASSY, 13 TOOTH 9 SP					*
1	1-512-010005-05	NUT, HEX, SLFLKG GRB 3/8-16	16	18	20	22	26
2	166148	SPIKE, TOOTH 3/4 SQ X 14	8	9	10	11	13
3	186178	SPIKE BAR, 8T 69 9SP	1	--	--	--	--
3	186179	SPIKE BAR, 9T 78 9SP	--	1	--	--	--
3	186180	SPIKE BAR, 10T 87 9SP	--	--	1	--	--
3	186181	SPIKE BAR, 11T 96 9SP	--	--	--	1	--
3	186183	SPIKE BAR, 13T 114 9SP	--	--	--	--	1
4	8-102-010017	U-BOLT HARROW SPIKE	8	9	10	11	13

Reel Assembly

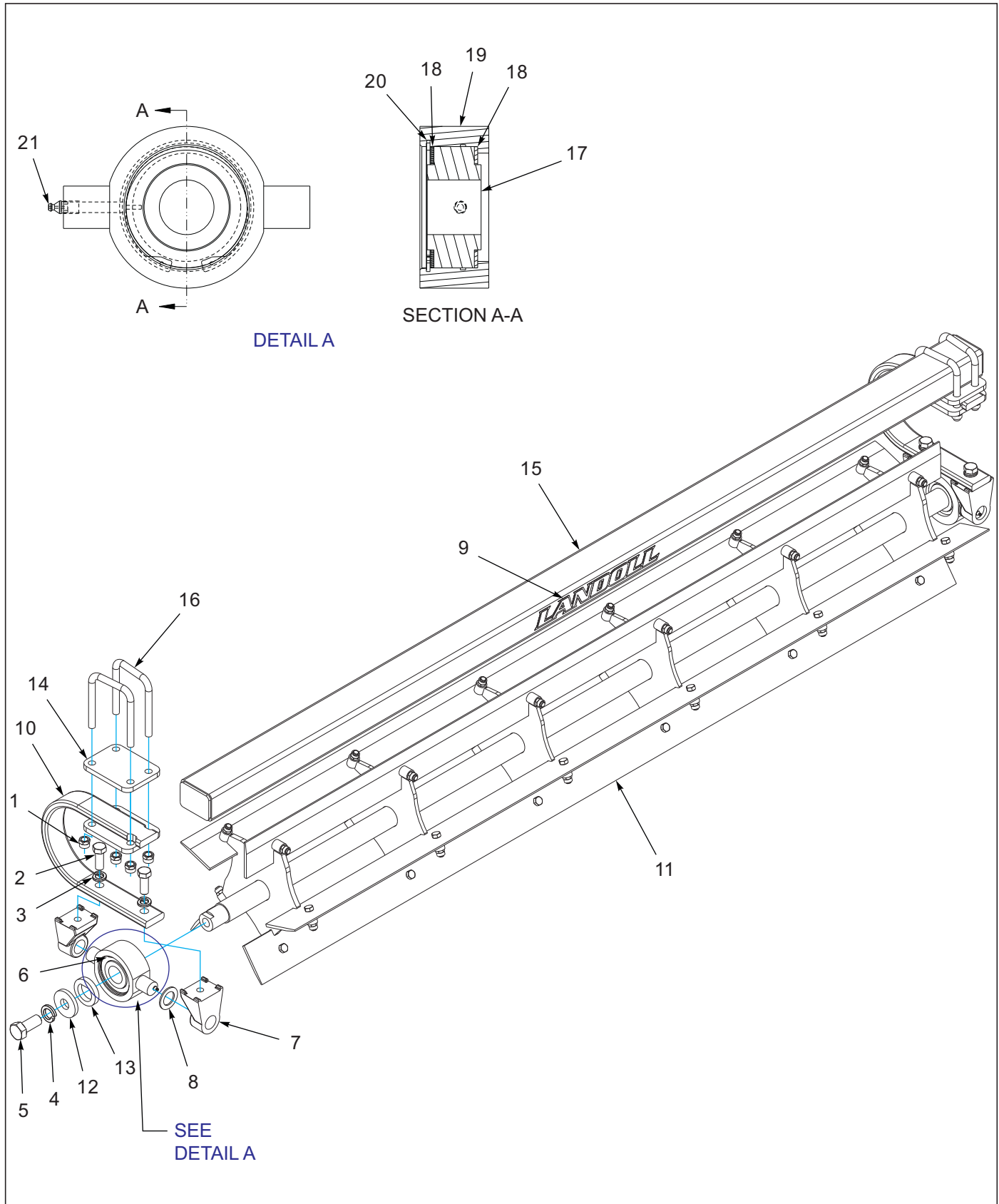


Figure 10-22: Reel Assembly

Reel Assembly

ITEM	PART NUMBER	DESCRIPTION	QTY.					
--	187511	REEL/GANGBAR ASSY 68-1/2"	*					
--	154407	REEL/GANGBAR ASSY 82"		*				
--	154409	REEL/GANGBAR 91" ASSY			*			
--	172529	REEL/GANGBAR - 97" ASSY				*		
--	154410	REEL/GANGBAR ASSY 114"					*	
1	1-512-010005-13	NUT,HEX SLFLKG GRB 5/8-11	8	8	8	8	8	8
2	1-654-010032-05	SCREW HEX CAP 3/4-10X2 GR8	4	4	4	4	4	4
3	1-861-010034-17	WASHER,LKG,HLCL SPR,3/4	4	4	4	4	4	4
4	1-861-010034-21	WASHER, LKG HEL SPRG 1IN	2	2	2	2	2	2
5	137943	SCREW,HEX CAP 1-8UNCX2-1/4GR5	2	2	2	2	2	2
6	140477	BEARING, DISC 1.775 ID ASSY	2	2	2	2	2	2
7	140479	MOUNT, TRUNNION	4	4	4	4	4	4
8	140480	WASHER, TRUNNION	2	2	2	2	2	2
9	148337	ATTACHMENT DECAL, LANDOLL	1	1	1	1	1	1
10	153716	SHANK, STRAIGHT 3/4 X 2-1/2	2	2	2	2	2	2
11	154185	WASHER 3/8 THICK 1" ID	2	2	2	2	2	2
12	154186	WASHER FLAT TOP	2	2	2	2	2	2
13	154393	PLATE SHANK MOUNT	4	4	4	4	4	4
14	6-102-010009	U-BOLT RIGID GA WHEEL	4	4	4	4	4	4
15	187512	REEL ASSY 68-1/2" BLADE	1	--	--	--	--	--
15	154181	REEL ASSY, 82" BLADE	--	1	--	--	--	--
15	154184	REEL ASSY 91" BLADE	--	--	1	--	--	--
15	172528	REEL ASSY 97" BLADE	--	--	--	1	--	--
15	154182	REEL ASSY, 114" BLADE	--	--	--	--	1	--
16	187515	GANG BAR, 68-1/2" REEL WLDMT	1	--	--	--	--	--
16	154656	GANGBAR WLDMT 92" - REEL 82"	--	1	--	--	--	--
16	154658	GANGBAR WLDMT 101" - REEL 91"	--	--	1	--	--	--
16	155544	GANGBAR WLDMT 107" - REEL 97"	--	--	--	1	--	--
16	154659	GANGBAR WLDMT 124" - REEL 114"	--	--	--	--	1	--
17	140464	BEARING, DISC 1.775 ID	1	1	1	1	1	1
18	140473	WASHER, BEARING	2	2	2	2	2	2
19	140475	CASTING, TRUNNION	1	1	1	1	1	1
20	140476	INTERNAL RETAINING RING	1	1	1	1	1	1
21	5000	ZERK FITTING 1/8NPT	1	1	1	1	1	1

Chopper/Spike/Reel

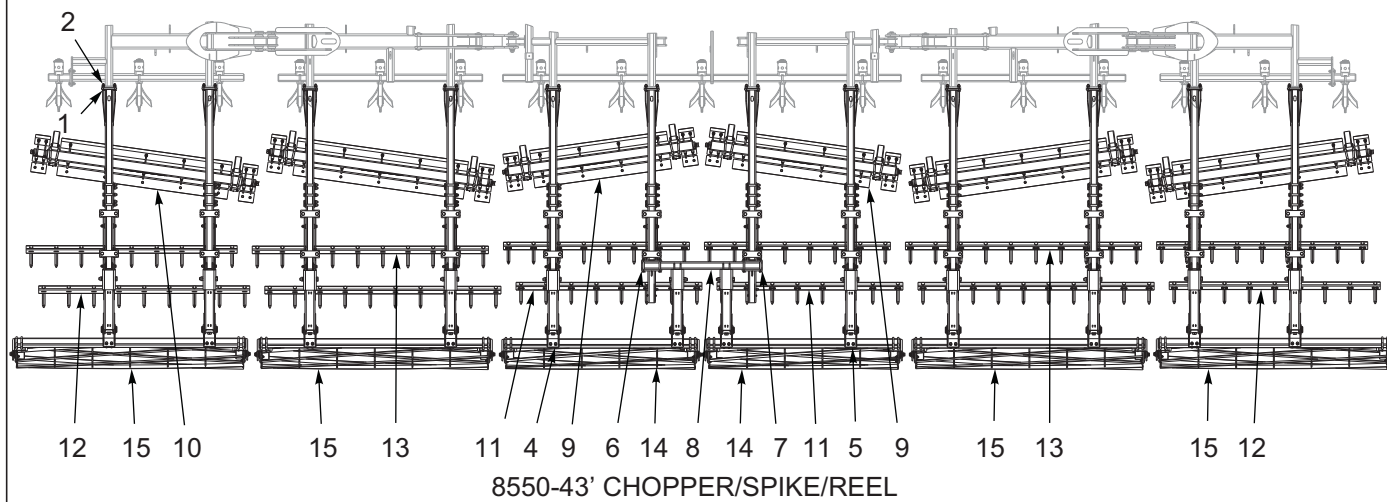
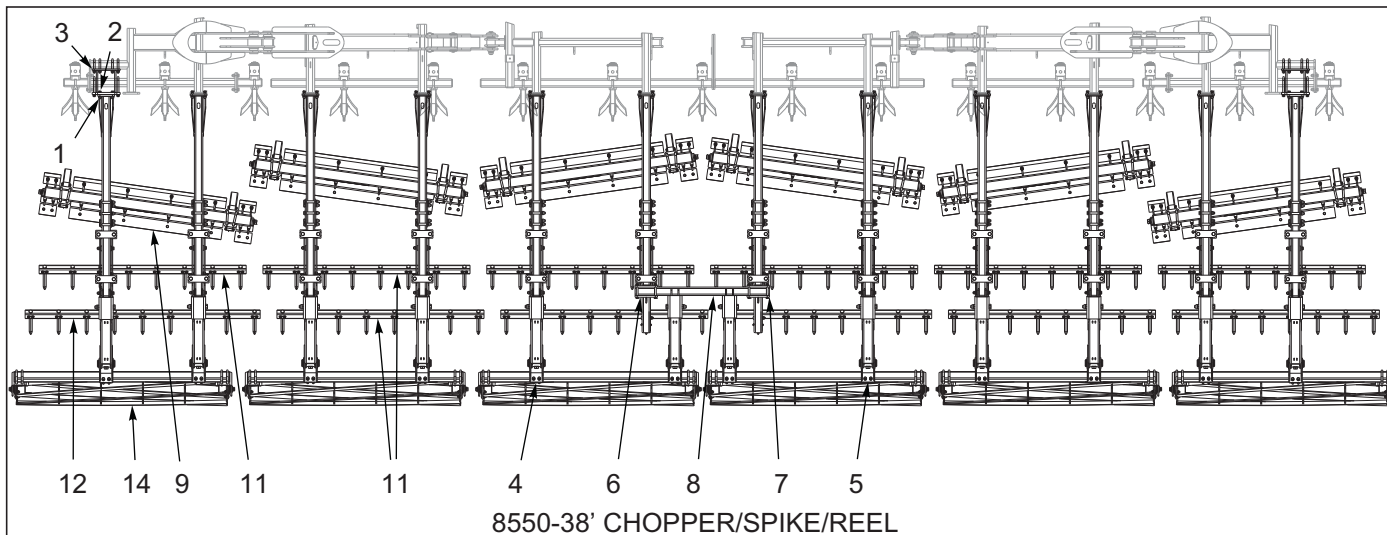


Figure 10-23: Chopper/Spike/Reel

Chopper/Spike/Reel

ITEM	PART NUMBER	DESCRIPTION	QTY.	
--	204450	CHOP/SPIKE/REEL 8550-38 ASSY	*	
--	204451	CHOP/SPIKE/REEL 8550-43 ASSY	*	
1	1-512-010005-13	NUT,HEX SLFLKG GRB 5/8-11	96	96
2	112120	SCREW, HX CP 5/8-11X2.25 GR8	96	96
3	193042	EXTENSION, CHOPPER	2	--
4	204428	HARROW ARM ASSY LEFT (SEE PAGE 10-49)	5	5
5	204429	HARROW ARM ASSY RIGHT (SEE PAGE 10-49)	5	5
6	204445	CENTER ARM ASSY LEFT (SEE PAGE 10-51)	1	1
7	204446	CENTER ARM ASSY RIGHT (SEE PAGE 10-51)	1	1
8	204442	ARM ASSY REEL CENTER (SEE PAGE 10-53)	1	1
9	200133	REEL/GANGBAR ASSY 76" (SEE PAGE 10-57)	6	2
10	200244	REEL/GANGBAR ASSY 89-1/2" (SEE PAGE 10-57)	--	4
11	204457	SPIKE BAR ASSY 8 TOOTH 10 IN (SEE PAGE 10-55)	11	4
12	204458	SPIKE BAR ASSY 9 TOOTH 10 IN (SEE PAGE 10-55)	1	4
13	204459	SPIKE BAR ASSY 10 TOOTH 10 IN (SEE PAGE 10-55)	--	4
14	203185	REEL ASSY 12 DIA X 75" (SEE PAGE 10-61)	6	2
15	203186	REEL ASSY 12 DIA X 90" (SEE PAGE 10-59)	--	4

Harrow Arm Assembly

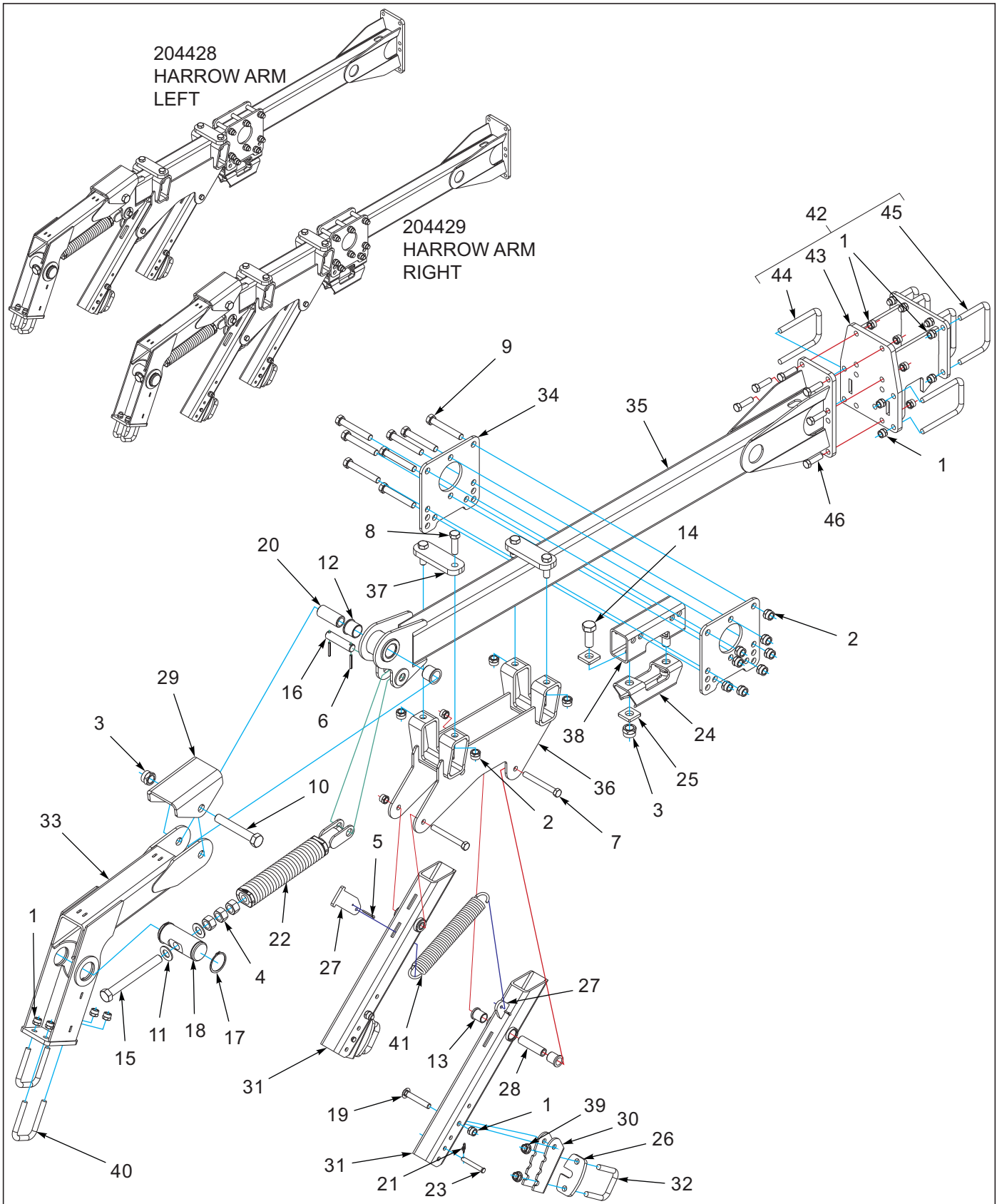


Figure 10-24: Harrow Arm Assembly

Harrow Arm Assembly

ITEM	PART NUMBER	DESCRIPTION	QTY.
--	204428	HARROW ARM ASSY LEFT	
--	204429	HARROW ARM ASSY RIGHT	
1	1-512-010005-13	NUT,HEX SLFLKG GRB 5/8-11	18
2	1-512-010005-15	NUT,HEX,SLFLKG GRB 3/4-10	12
3	1-512-010005-19	NUT 1-8 HEX SLF-LOCKING GRB	3
4	1-512-010007-14	NUT, HEX 1-8 GR2 ZP	3
5	1-557-010362-51	PIN, COTTER 3/16X1-1/2	2
6	1-647-010004221	PIN,SPRING 1/4X2 SLOTTED	2
7	1-654-010059-16	SCREW,HEX CAP,5/8-11UNCX5.50	2
8	1-654-010061-07	SCREW,HX CP 3/4-10UNCX2-1/2G5	4
9	1-654-010061-15	SCREW,HX CP 3/4-10UNCX5 GR5	8
10	1-654-010125-18	SCREW HEX CAP,1-8UNCX6-1/2GR8	1
11	1-861-010032-24	WASHER FL 1IN NARROW ZP	2
12	140599	BEARING, FLANGE 1-1/2"	2
13	144264	BEARING, FLANGE 1"	4
14	151528	SCREW, HX CP 1-8UNCX2-1/2 GR5	2
15	152210	BOLT, ADJ, 1 X 9	1
16	156785	PIN 1 X 4-1/4	1
17	158896	SNAP RING, 2-1/2 SHAFT	2
18	158897	PIN, ADJUSTMENT	1
19	166241	SCREW,RDHD SQNCK, 5/8-11X4	2
20	168739	BUSHING PIVOT 1-1/2 X 3-7/16	1
21	172673	WRAP AROUND LOCKING COTTER	2
22	172677	SPRING ASSY, W/ANCHOR	1
23	176625	PIN, CLEVIS 1/2 X 3-1/2	2
24	179843	MOUNT, REEL CLAMP LEFT (USED WITH 204428)	1
24	179842	MOUNT, REEL CLAMP RIGHT (USED WITH 204429)	1
25	179844	WASHER, 1 SQ	4
26	187571	CLAMP PLATE, SPIKE BAR	2
27	187575	HOOK, CHAIN	2
28	187584	BUSHING, SPIKE ARM	2
29	191459	STOP, HARROW ARM	1
30	193030	CLAMP, SPIKE HARROW	2
31	193031	ARM WLDMT SPIKE	2
32	194693	U-BOLT, 5/8 X 3-11/16 X 3-3/4	2
33	199359	ARM, REEL WLDMT	1
34	200263	CLAMP PLATE, REEL MOUNT	2
35	204430	ARM WLDMT CHOPPER REEL SPIKE	1
36	204434	MOUNT WLDMT DOUBLE SPIKE	1
37	204435	CLAMP PLATE, MOUNT	2
38	204453	MOUNT, REEL LEFT	1
39	29SFFL 5811	NUT,FLANGE HEAD LOCK5/8-11UNC	4
40	8-102-010012	U BOLT	2
41	8-720-010011	HARROW SPRING	1
42	193042	EXTENSION, CHOPPER (INCLUDES ITEMS 1, 43, 44, 45, 46)	1
43	193037	EXTENSION, HARROW MOUNT WLDMT	1
44	141228	U-BOLT 5/8X4X6-1/2	2
45	189433	U-BOLT, 5/8X6-11/16X4-1/2	4
46	112120	SCREW, HX CP 5/8-11X2.25 GR8	6

Center Arm Assembly

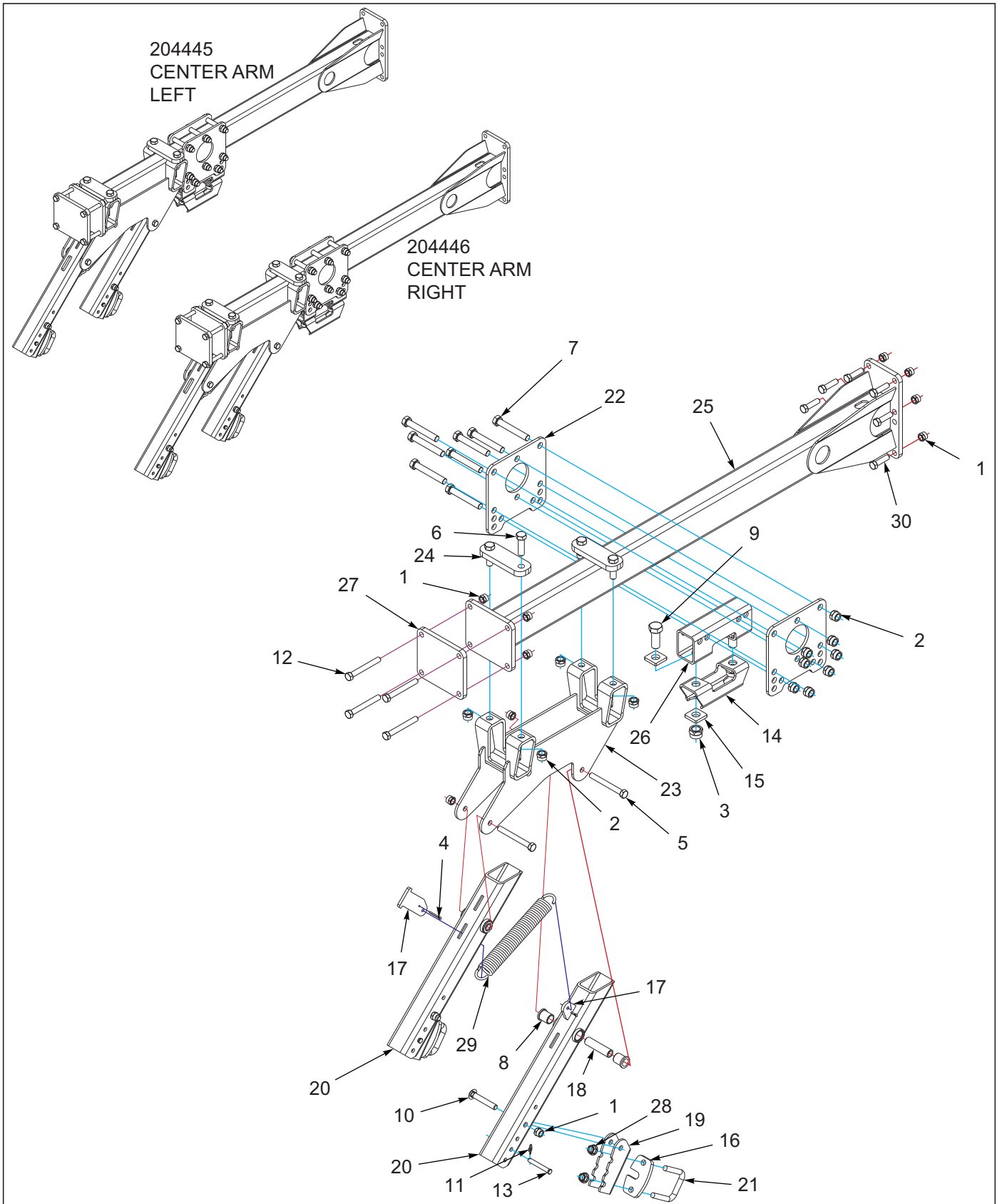


Figure 10-25: Center Arm Assembly

Center Arm Assembly

ITEM	PART NUMBER	DESCRIPTION	QTY.
--	204445	CENTER ARM ASSY LEFT	
--	204446	CENTER ARM ASSY RIGHT	
1	1-512-010005-13	NUT,HEX SLFLKG GRB 5/8-11	14
2	1-512-010005-15	NUT,HEX,SLFLKG GRB 3/4-10	12
3	1-512-010005-19	NUT 1-8 HEX SLF-LOCKING GRB	2
4	1-557-010362-51	PIN, COTTER 3/16X1-1/2	2
5	1-654-010059-16	SCREW,HEX CAP,5/8-11UNCX5.50	2
6	1-654-010061-07	SCREW,HX CP 3/4-10UNCX2-1/2G5	4
7	1-654-010061-15	SCREW,HX CP 3/4-10UNCX5 GR5	8
8	144264	BEARING, FLANGE 1"	4
9	151528	SCREW, HX CP 1-8UNCX2-1/2 GR5	2
10	166241	SCREW,RDHD SQNCK, 5/8-11X4	2
11	172673	WRAP AROUND LOCKING COTTER	2
12	172830	SCREW HX CP 5/8-11X5 GR8	4
13	176625	PIN, CLEVIS 1/2 X 3-1/2	2
14	179843	MOUNT, REEL CLAMP LEFT (USED WITH 204445)	1
14	179842	MOUNT, REEL CLAMP RIGHT (USED WITH 204446)	1
15	179844	WASHER, 1 SQ	4
16	187571	CLAMP PLATE, SPIKE BAR	2
17	187575	HOOK, CHAIN	2
18	187584	BUSHING, SPIKE ARM	2
19	193030	CLAMP, SPIKE HARROW	2
20	193031	ARM WLDMT SPIKE	2
21	194693	U-BOLT, 5/8 X 3-11/16 X 3-3/4	2
22	200263	CLAMP PLATE, REEL MOUNT	2
23	204434	MOUNT WLDMT DOUBLE SPIKE	1
24	204435	CLAMP PLATE, MOUNT	2
25	204447	CTR ARM WLDMT CHOP REEL SPIKE	1
26	204453	MOUNT, REEL LEFT	1
27	204477	PLATE, HARROW MOUNT	1
28	29SFFL 5811	NUT,FLANGE HEAD LOCK5/8-11UNC	4
29	8-720-010011	HARROW SPRING	1
30	112120	SCREW, HX CP 5/8-11X2.25 GR8	6

Reel Center Assembly

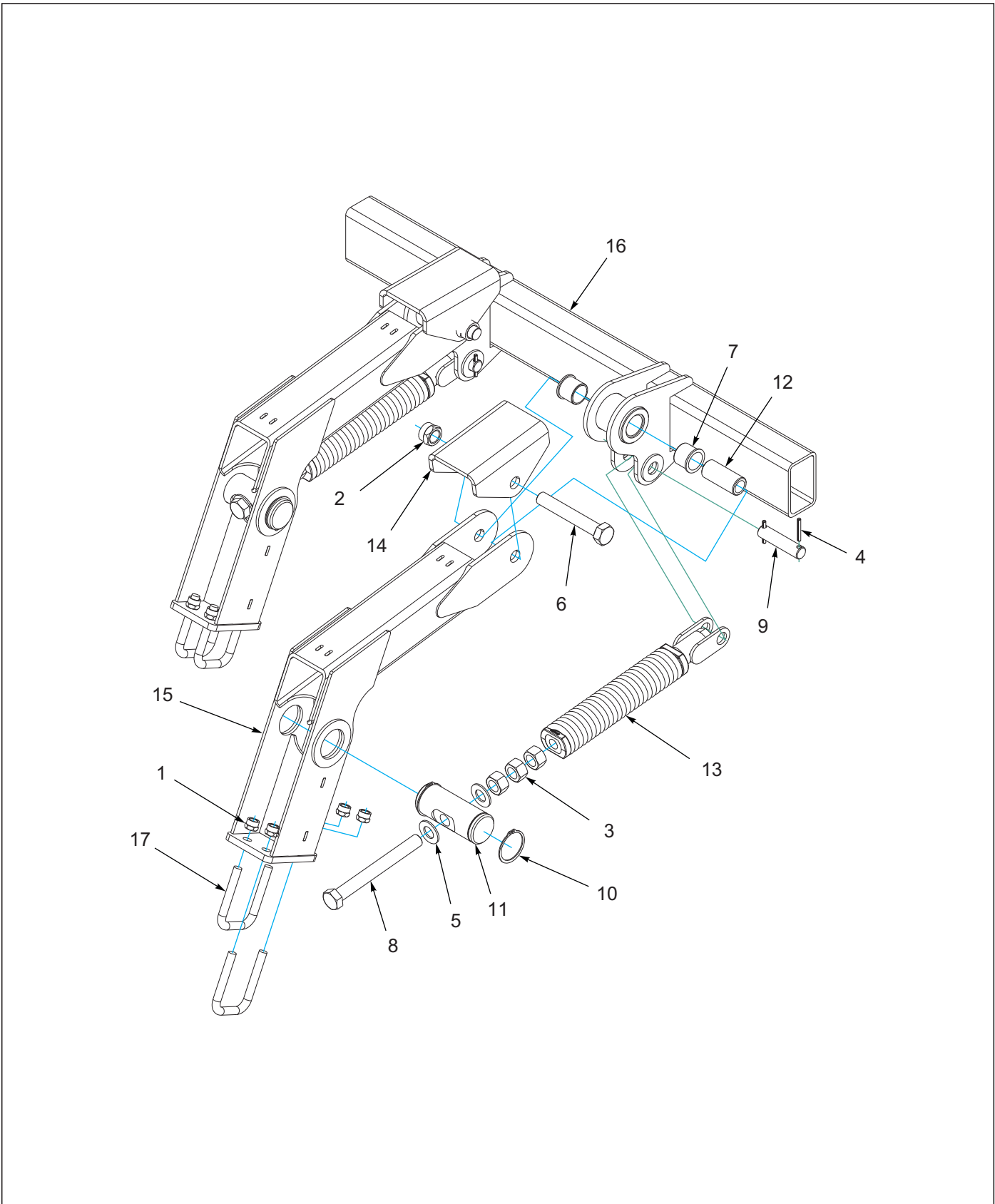


Figure 10-26: Reel Center Assembly

Reel Center Assembly

ITEM	PART NUMBER	DESCRIPTION	QTY.
--	204442	ARM ASSY REEL CENTER	
1	1-512-010005-13	NUT,HEX SLFLKG GRB 5/8-11	8
2	1-512-010005-19	NUT 1-8 HEX SLF-LOCKING GRB	2
3	1-512-010007-14	NUT, HEX 1-8 GR2 ZP	6
4	1-647-010004221	PIN,SPRING 1/4X2 SLOTTED	4
5	1-861-010032-24	WASHER FL 1IN NARROW ZP	4
6	100829	SCREW,HEX CAP,1-8X6-1/2,GR5	2
7	140599	BEARING, FLANGE 1-1/2"	4
8	152210	BOLT, ADJ, 1 X 9	2
9	156785	PIN 1 X 4-1/4	2
10	158896	SNAP RING, 2-1/2 SHAFT	4
11	158897	PIN, ADJUSTMENT	2
12	169739	PLATE, GANG MOUNT	2
13	172677	SPRING ASSY, W/ANCHOR	2
14	191459	STOP, HARROW ARM	2
15	199359	ARM, REEL WLDMT	2
16	204443	MOUNT WLDMT HARROW ARM CTR	1
17	8-102-010012	U BOLT	4

Spike Bar Assembly Tube

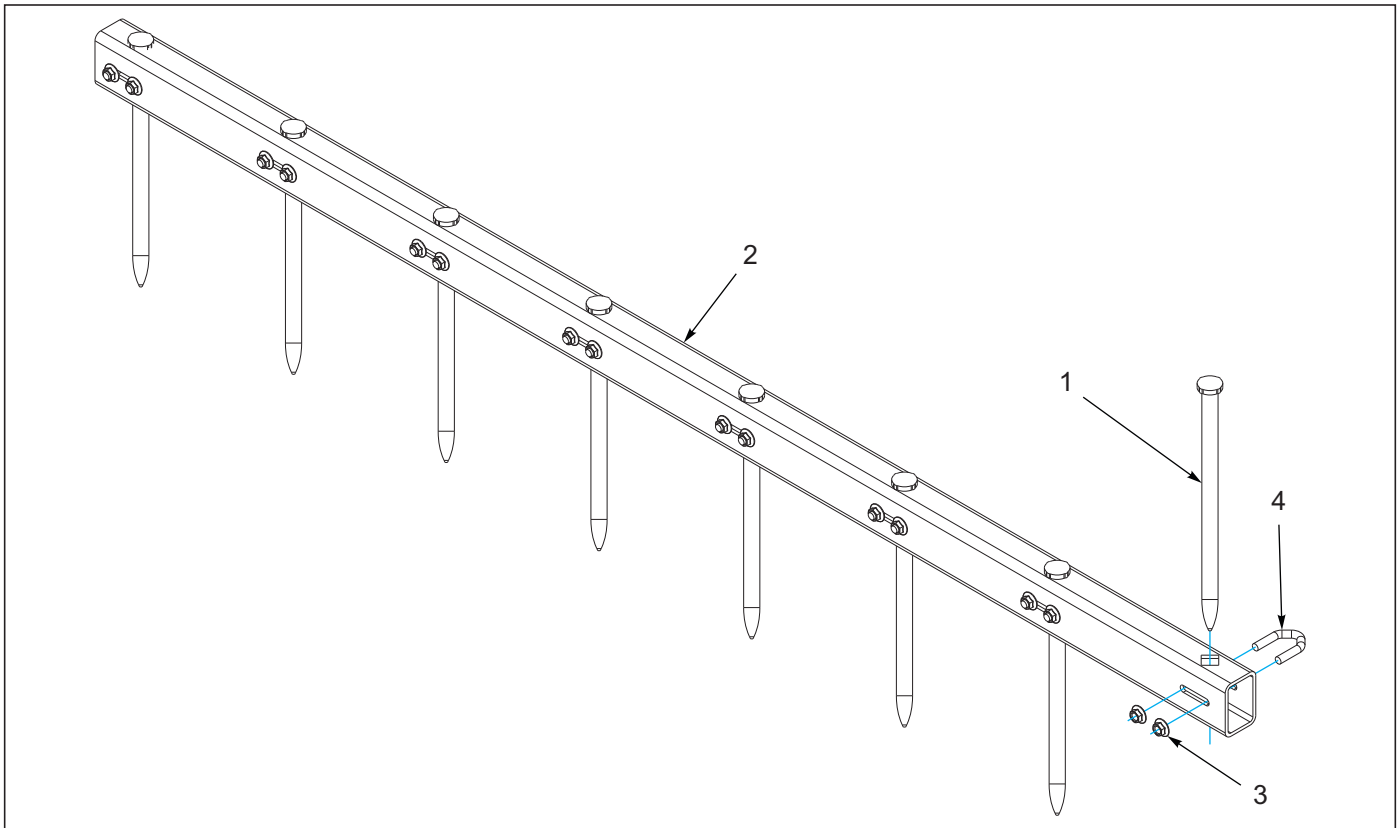


Figure 10-27: Spike Bar Assembly Tube

Spike Bar Assembly Tube

ITEM	PART NUMBER	DESCRIPTION	QTY.		
--	204457	SPIKE BAR ASSY 8 TOOTH 10 IN	*		
--	204458	SPIKE BAR ASSY 9 TOOTH 10 IN	*		
--	204459	SPIKE BAR ASSY 10 TOOTH 10 IN	*		
1	166148	SPIKE, TOOTH 3/4 SQ X 14	8	9	10
2	204468	SPIKE BAR, 8 TOOTH 74 IN	1	--	--
2	204469	SPIKE BAR, 9 TOOTH 84 IN	--	1	--
2	204470	SPIKE BAR, 10 TOOTH 94 IN	--	--	1
3	233400	NUT,3/8-16 WIDE FLG TOP LCK F	16	18	20
4	8-102-010017	U-BOLT HARROW SPIKE	8	9	10

Reel/Gangbar Assembly 12" Dia

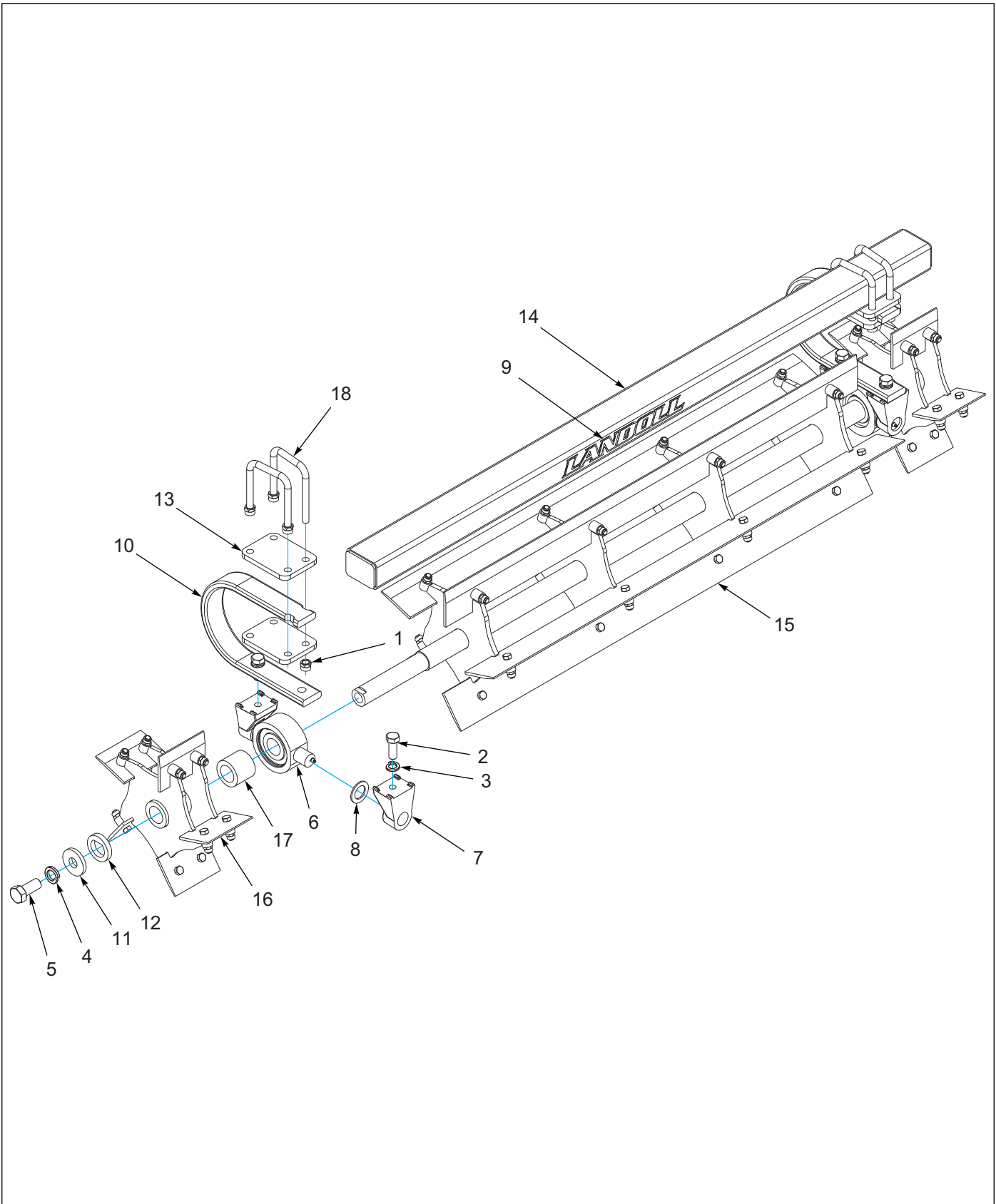


Figure 10-28: Reel/Gangbar Assembly 12" Dia

Reel/Gangbar Assembly 12" Dia

ITEM	PART NUMBER	DESCRIPTION	QTY.	
--	200133	REEL/GANGBAR ASSY 76"	*	
--	200244	REEL/GANGBAR ASSY 89-1/2"		*
1	1-512-010005-13	NUT,HEX SLFLKG GRB 5/8-11	8	8
2	1-654-010032-05	SCREW HEX CAP 3/4-10X2 GR8	4	4
3	1-861-010034-17	WASHER,LKG,HLCL SPR,3/4	4	4
4	1-861-010034-21	WASHER, LKG HEL SPRG 1IN	2	2
5	137943	SCREW,HEX CAP 1-8UNCX2-1/4GR5	2	2
6	140477	BEARING, DISC 1.775 ID ASSY	2	2
7	140479	MOUNT, TRUNNION	4	4
8	140480	WASHER, TRUNNION	2	2
9	148337	ATTACHMENT DECAL, LANDOLL	1	1
10	153716	SHANK, STRAIGHT 3/4 X 2-1/2	2	2
11	154185	WASHER 3/8 THICK 1" ID	2	2
12	154186	WASHER FLAT TOP	2	2
13	154393	PLATE SHANK MOUNT	4	4
14	180306	GANG BAR, 62" REEL	1	--
14	187515	GANG BAR, 68-1/2" REEL WLDMT	--	1
15	200137	REEL ASSY, 55" BLADE	1	--
15	200245	REEL ASSY 89-1/2" BLADE	--	1
16	200149	REEL ASSY 6" BLADE	2	2
17	200173	RD TUBE SPACER	2	2
18	6-102-010009	U-BOLT RIGID GA WHEEL	4	4

Reel Assembly Round

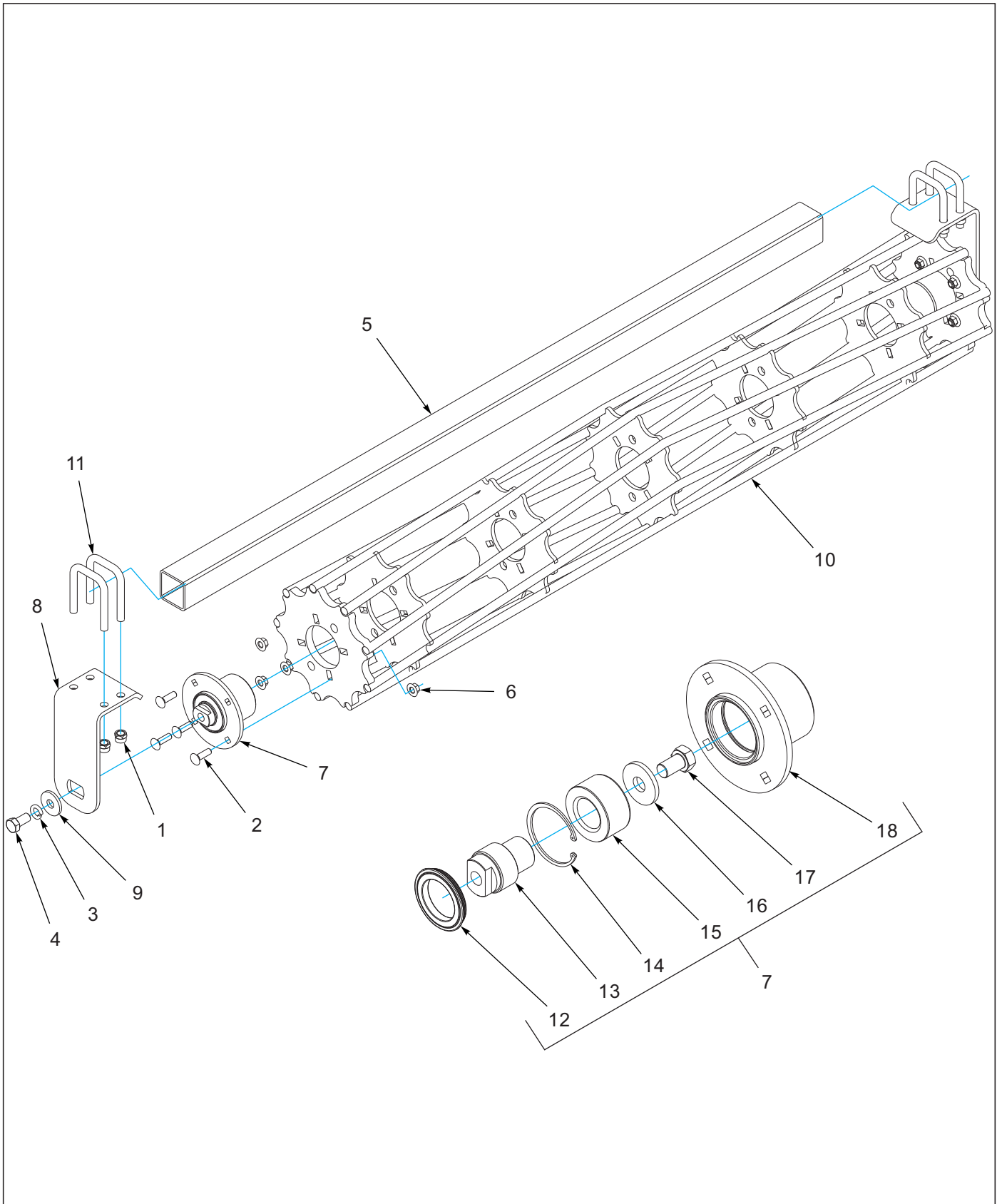


Figure 10-29: Reel Assembly Round

Reel Assembly Round

ITEM	PART NUMBER	DESCRIPTION	QTY.			
--	200253	REEL ASSY 12 DIA X 60"	*			
--	200254	REEL ASSY 12 DIA X 75"		*		
--	200255	REEL ASSY 12 DIA X 90"			*	
--	200256	REEL ASSY 12 DIA X 105"				*
1	1-512-010005-13	NUT,HEX SLFLKG GRB 5/8-11	8	8	8	8
2	1-654-010070-04	SCREW RDHD SQNK 1/2-13X1-3/4	8	8	8	8
3	1-861-010034-17	WASHER,LKG,HLCL SPR,3/4	2	2	2	2
4	108705	SCREW,HEXCAP,3/4-10X1-1/2 GR8	2	2	2	2
5	166340	GANG BAR REEL 62 L	1	--	--	--
5	166341	GANG BAR REEL 77 L	--	1	--	--
5	166342	GANG BAR REEL 92 L	--	--	1	--
5	166343	GANG BAR REEL 107 L	--	--	--	1
6	172509	NUT,1/2-13 WIDE FLNG TOP LCK F	8	8	8	8
7	200222	HUB ASSY REEL	2	2	2	2
8	200238	BEARING MOUNT, REEL	2	2	2	2
9	200259	WASHER, 3/4 HEAVY - 2-1/4	2	2	2	2
10	225123	REEL WLDMT, 12 DIA X 60" RD	1	--	--	--
10	225124	REEL WLDMT, 12 DIA X 75" RD	--	1	--	--
10	225125	REEL WLDMT, 12 DIA X 90" RD	--	--	1	--
10	225126	REEL WLDMT, 12 DIA X 105" RD	--	--	--	1
11	8-102-010012	U BOLT	4	4	4	4
12	129263	SCREW HEX CAP 3/4-10 X 1-1/4	2	2	2	2
13	174526	BEARING, DOUBLE TAPER RLLR	2	2	2	2
14	174532	INTERNAL SNAP RING	2	2	2	2
15	185757	SEAL, MAINT FREE HUB HSL	2	2	2	2
16	200218	SPINDLE REEL BEARING	2	2	2	2
17	200221	HUB WLDMT REEL	2	2	2	2
18	200259	WASHER, 3/4 HEAVY - 2-1/4	2	2	2	2

Reel Assembly Flat

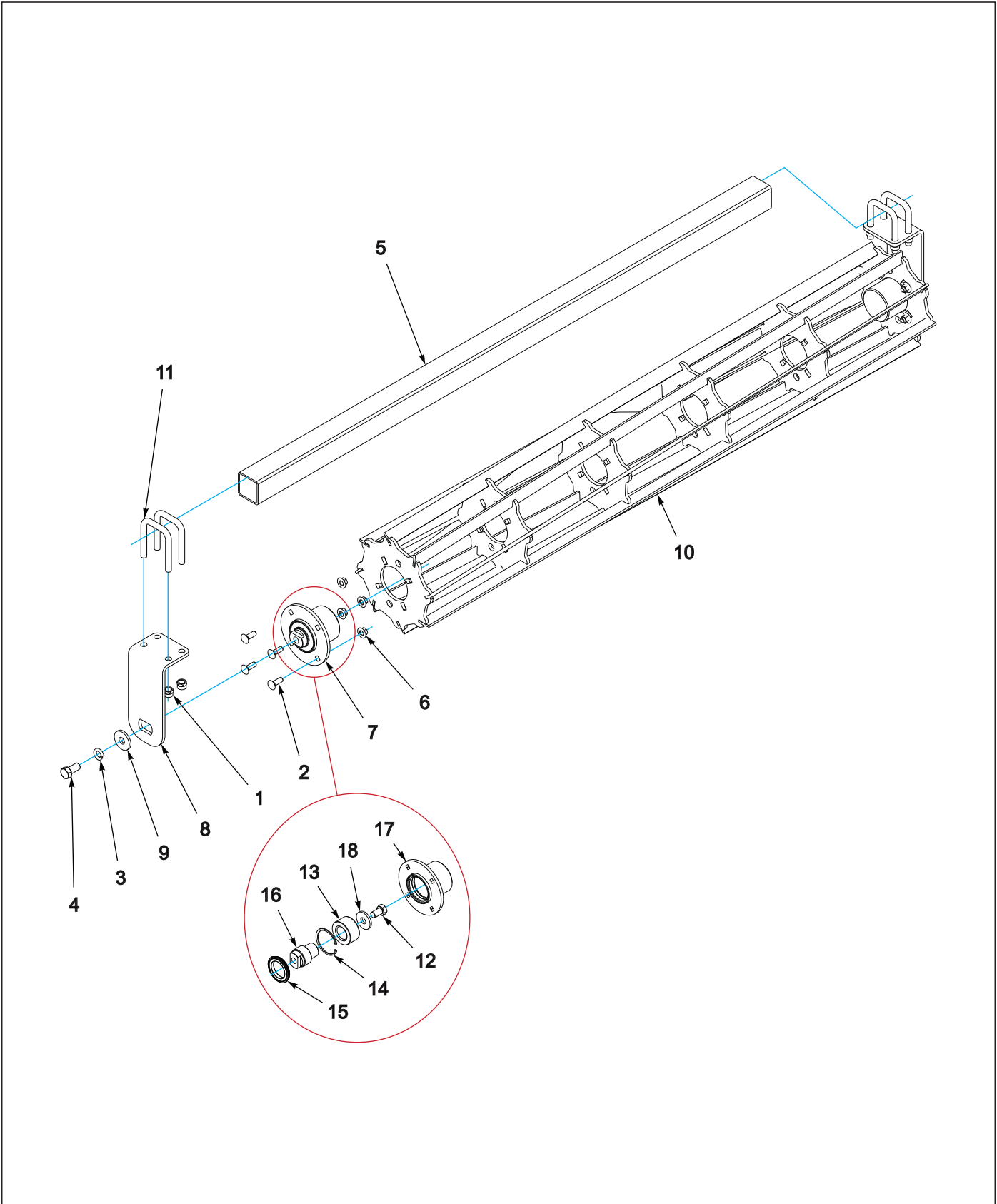


Figure 10-30: Reel Assembly Flat

Reel Assembly Flat

ITEM	PART NUMBER	DESCRIPTION	QTY.					
--	203184	REEL ASSY 12 DIA X 60"	*					
--	203185	REEL ASSY 12 DIA X 75"		*				
--	233303	REEL ASSY 12 DIA X 82-1/2 FLAT			*			
--	203186	REEL ASSY 12 DIA X 90"				*		
--	203187	REEL ASSY 12 DIA X 105"					*	
1	1-512-010005-13	NUT,HEX SLFLKG GRB 5/8-11	8	8	8	8	8	8
2	1-654-010070-03	SCREW RDHD SQNK1/2-13X1-1/2	8	8	8	8	8	8
3	1-861-010034-17	WASHER,LKG,HLCL SPR,3/4	2	2	2	2	2	2
4	108705	SCREW,HEXCAP,3/4-10X1-1/2 GR8	2	2	2	2	2	2
5	166340	GANG BAR REEL 62 L	1	--	--	--	--	--
5	166341	GANG BAR REEL 77 L	--	1	--	--	--	--
5	207776	GANG BAR REEL 84-1/2	--	--	1	--	--	--
5	166342	GANG BAR REEL 92 L	--	--	--	1	--	--
5	166343	GANG BAR REEL 107 L	--	--	--	--	1	--
6	172509	NUT,1/2-13 WIDE FLNG TOP LCK F	8	8	8	8	8	8
7	200222	HUB ASSY REEL	2	2	2	2	2	2
8	200238	BEARING MOUNT, REEL	2	2	2	2	2	2
9	200259	WASHER, 3/4 HEAVY - 2-1/4	2	2	2	2	2	2
10	200296	REEL, 12" DIA X 60" FLAT WLDMT	1	--	--	--	--	--
10	200297	REEL, 12" DIA X 75" FLAT WLDMT	--	1	--	--	--	--
10	233301	REEL, 12 DIAX82-1/2 FLAT WLDMT	--	--	1	--	--	--
10	200298	REEL, 12" DIA X 90" FLAT WLDMT	--	--	--	1	--	--
10	200299	REEL,12" DIA X 105" FLAT WLDMT	--	--	--	--	1	--
11	8-102-010012	U BOLT	4	4	4	4	4	4
12	129263	SCREW HEX CAP 3/4-10 X 1-1/4	2	2	2	2	2	2
13	174526	BEARING, DOUBLE TAPER RLLR	2	2	2	2	2	2
14	174532	INTERNAL SNAP RING	2	2	2	2	2	2
15	185757	SEAL, MAINT FREE HUB HSL	2	2	2	2	2	2
16	200218	SPINDLE REEL BEARING	2	2	2	2	2	2
17	200221	HUB WLDMT REEL	2	2	2	2	2	2
18	200259	WASHER, 3/4 HEAVY - 2-1/4	2	2	2	2	2	2

Glossary

For clarity this glossary of industry standard abbreviations and their definitions are provided. For additional information, see instruction on the inside front cover or the last page of this manual.

A

ASM Assembly

B

BATT Battery
BHSC Button Head Socket Cap
BLK Black

C

CB Carriage Bolt
CONN Connector
CRG Carriage
CTSK Countersunk
CTWT Counterweight
CVR Cover
CYD Cylinder

D

DBL Double
DIA Diameter

E

ENCLSD Enclosed

F

FHCS Flanged Head Cap Screw
FHHCS Flanged Hex Head Cap Screw
FL OR FLG Flange
FLT Flat

G

GA Gauge

H

HHCS Hex Head Cap Screw
HCS High Carbon Steel
HD Head
HLCL Helical
HCSKT Hex Socket
HSFC Hex Socket Flat Countersunk
HYD Hydraulic

I

ID Inside Diameter

L

LH Lefthand
LKG OR LOCK Locking
LWR Lower

M

MANF Manifold
MNT Mount

N

NRW Narrow
 ----- Not Serviced Separately

O

OD Outside Diameter
OHG Overhead Guard
ORFS OR ORS O-Ring Seal
ORP OR ORB O-Ring Boss

P

P-STEER Power Steering
PTFE Polytetrafluoroethylene (Teflon)

R

RH Righthand
RND Round

S

SER Series
SHCS Socket Head Cap Screw
SHLD Shield
SKT Socket
SLFLKG Selflocking
SOC Socket
SPDT Single Pole Double Throw
SPR Spring
SQ Square
SRTD Serrated
SSCR Setscrew
SST Stainless Steel
STD Standard

U

UPR Upper

W

WHL Wheel
WLD OR WLDMT Weldment

Index

Numerics

006-115-00	1-8
010600382	7-1
100000328	7-15
100000362	7-16
100693	4-8, 4-9, 4-14
1-007-010025	6-2, 6-4, 6-6, 6-25
100808	3-2
100825	3-2
100827	8-3, 10-4, 10-6
100829	2-2, 2-4, 10-30, 10-36, 10-54
100830	2-4, 10-4, 10-6
100855	1-2, 1-4, 1-6
101162	1-8
101385	2-2, 2-4
101387	8-3
101988	10-18, 10-20, 10-24, 10-26, 10-40, 10-42
102-1130	6-2, 6-4, 6-6, 6-26
102-1138	6-25
102498	2-10, 2-12
102600	2-8, 2-10, 2-12
102601	2-10
102604	2-10, 2-12
103103-002	1-8
103153	7-11
103841	3-2
105106	1-8
105107	1-8
105874	8-3
108628	3-6
108676	5-2, 5-4
108705	10-60, 10-62
111789	1-2, 1-4, 6-21, 7-1, 7-3, 7-5, 7-7, 7-9, 7-10, 7-11, 7-12, 7-13, 7-14, 7-15, 7-16
111871	7-5, 7-9, 7-12
111880	7-15
111962	2-10, 2-12
112120	10-28, 10-31, 10-42, 10-48, 10-50, 10-52
114616	2-2
116100	1-6, 2-2, 2-4
116110	6-21
116436	6-4
116491	6-9, 6-13, 6-17
116492	6-6, 6-13
117163	6-13, 6-17, 6-24
117259	6-9, 6-13, 6-17
117916	6-4
117957	10-30, 10-36
119118	2-8
122709	3-5
122911	6-9
122917	3-6
124133	6-2, 6-4, 6-6
125566	7-3
126108	1-6
127712	2-8
128874	2-2
129263	10-60, 10-62
129698	8-3
1-298-010001-1	2-8, 3-3, 3-8
133662	5-2
133937	10-18, 10-20
135421	3-4
135912	7-11, 7-12, 7-13, 7-14
137304	7-11, 7-14
137598	6-13
137600	6-6, 6-9
137601	6-9, 6-13, 6-17
137602	6-9, 6-13, 6-17
137702	7-11

TABLE OF CONTENTS

137931	3-8	141266	2-2, 2-5, 3-2
137943	10-46, 10-58	141301	7-5, 7-7, 7-9, 7-10, 7-12, 7-13
139139	3-8	141597	9-3
139201	10-4, 10-6, 10-12, 10-24, 10-26	141776	4-2
139213	6-2, 6-4, 6-6	141807	3-2
1-397-010369324	6-6, 6-24	141808	10-18, 10-24, 10-26, 10-40
1400548	6-9, 6-13, 6-17	141809	10-20, 10-26, 10-42
1404013	1-8	141826	6-9, 6-13, 6-17, 6-24
140464	10-46	141828	6-2, 6-4, 6-6, 6-9, 6-13, 6-17, 6-24
140469	4-2	141864	6-17
140470	6-2, 6-4, 6-6, 7-10	141881	6-9, 6-24
140471	6-2, 6-4, 6-6, 7-9	142103	7-9
140472	6-9, 6-13, 6-17, 7-15	142109	7-7, 7-10, 7-13
140473	10-46	142110	7-5, 7-7, 7-9, 7-10
140475	10-46	142111	7-10
140476	10-46	142112	7-3, 7-5, 7-7, 7-9, 7-10
140477	4-2, 10-46, 10-58	142113	7-15
140479	4-2, 10-46, 10-58	142114	7-7, 7-10
140480	4-2, 10-46, 10-58	142116	7-5, 7-9
140485	4-2	142119	7-15
140487	4-2	142120	7-15
140519	1-6, 2-8	142122	6-21
140533	1-2	1422176	6-4, 6-9, 6-13, 6-17
140599	2-2, 2-5, 3-5, 10-4, 10-6, 10-12, 10-24, 10-26, 10-30, 10-36, 10-50, 10-54	142753	1-2
140610	3-5	143994	7-1, 7-3, 7-5, 7-7, 7-9, 7-10
140649	3-5	144048	3-6
141154	2-4, 4-2	144115	2-2, 2-4, 3-2
141209	1-6	144155	4-2
141228	10-31, 10-42, 10-50	144193	9-3
141234	1-6	144264	10-30, 10-34, 10-50, 10-52
141241	4-4	144325	10-12
141246	3-2	144342	6-13
141247	3-2	144343	6-9, 6-17
141249	3-2	144493	2-2, 3-2
141259	9-3	145201	6-24, 7-7
141260	9-3	145201M	6-24, 7-8
141263	4-4	145202	6-24, 7-5
		145202M	6-24, 7-6

TABLE OF CONTENTS

145203	1-6, 6-9, 6-13, 6-17, 6-24, 7-3	1-512-010005-19	2-2, 2-4, 3-2, 4-3, 10-4, 10-6, 10-12, 10-24, 10-26, 10-30, 10-36, 10-40, 10-42, 10-50, 10-52, 10-54
145203M	6-24, 7-4	1-512-010007-07	3-2
145204	6-9, 6-13, 6-17, 7-1	1-512-010007-08	5-2, 5-4
145208	4-6	1-512-010007-14	10-4, 10-6, 10-12, 10-24, 10-26, 10-30, 10-36, 10-50, 10-54
145209	4-7	1-512-010007-16	3-2
145212	4-5	151528	10-40, 10-42, 10-50, 10-52
147072	10-12	151550	4-2
147582	6-2, 6-4, 6-6, 6-9, 6-13, 6-17	1-516-010001-20	2-10, 2-12
147745	7-7	152209	10-30, 10-36
147748	7-5	152210	10-4, 10-6, 10-12, 10-24, 10-26, 10-30, 10-36, 10-50, 10-54
147755	1-2, 1-4, 7-11	153260	6-17
148083	7-1	153621	6-24
148085	7-3	153696	3-2
148087	7-1, 7-3	153716	10-46, 10-58
148088	7-1, 7-3	154181	10-46
148089	7-3	154182	10-46
148092	7-1	154184	10-46
148094	7-1	154185	10-46, 10-58
148097	7-12, 7-13	154186	10-46, 10-58
148337	10-46, 10-58	154392	10-30, 10-36
148386	4-2	154393	10-46, 10-58
149193	4-2	154407	10-38, 10-46
149581	3-5	154409	10-38, 10-46
149582	3-5	154410	10-38, 10-46
150273	6-13	154656	10-46
1-510-010003-09	10-8, 10-14, 10-30, 10-36	154658	10-46
1-511-010001-07	5-2	154659	10-46
1-512-010005-01	1-2, 1-4, 3-2, 8-3	154748	10-30, 10-36
1-512-010005-03	3-2, 3-6	154994	10-8, 10-14
1-512-010005-05	3-2, 4-4, 8-3, 10-18, 10-20, 10-24, 10-26, 10-40, 10-42, 10-43	154995	10-8, 10-14
1-512-010005-09	2-2, 2-4, 2-8, 4-2, 4-4, 5-2, 5-4, 6-21, 10-8, 10-14, 10-18, 10-20	154997	10-8, 10-14
1-512-010005-13	1-2, 2-2, 2-4, 2-8, 3-2, 3-4, 4-2, 4-8, 4-9, 4-13, 4-14, 8-3, 10-4, 10-6, 10-12, 10-24, 10-26, 10-28, 10-30, 10-34, 10-36, 10-38, 10-42, 10-46, 10-48, 10-50, 10-52, 10-54, 10-58, 10-60, 10-62	154998	10-8, 10-14
1-512-010005-15	1-2, 1-4, 1-6, 2-2, 2-4, 3-5, 4-2, 4-3, 4-13, 10-4, 10-6, 10-12, 10-18, 10-20, 10-24, 10-26, 10-28, 10-30, 10-36, 10-40, 10-42, 10-50, 10-52	155002	10-4, 10-6
		155344	10-30, 10-36
		155523	9-3

TABLE OF CONTENTS

155528	6-2, 6-4, 6-6	160656	2-2, 2-4
155529	6-9, 6-13, 6-17	161550	3-3
155544	10-46	162904	5-2
155617	4-2, 4-5, 4-6, 4-7	162906	5-2
155618	4-2, 4-5, 4-6, 4-7	162930	5-2
155619	4-2, 4-5, 4-6, 4-7	1-630-010021-03	3-6
1-557-010362-51	2-10, 2-12, 10-30, 10-34, 10-50, 10-52	163696	1-6
155716	1-2	163719	2-2
155927	10-8, 10-14	164124	3-2
155956	10-8, 10-14	164146	5-2
155963	10-4, 10-6	164147	5-2
155971	10-8, 10-14	164192	5-2
156010	9-3	164293	10-12
156777	10-8	164307	6-24
156778	10-8, 10-14	164308	6-6
156785	10-12, 10-24, 10-50, 10-54	164309	6-24
156945	6-9, 6-24	164315	10-8, 10-14
156964	6-2, 6-4, 6-6	164318	10-8, 10-14
156972	2-10	164319	10-8, 10-14
156973	2-10, 2-12	164320	10-8, 10-14
156974	2-10	164331	10-4, 10-6
156979	2-10, 2-12	164335	10-4, 10-6
156992	2-8	164336	10-4, 10-6
157001	2-8	164490	2-2, 2-4
1-573-010006	9-3	164501	1-6
158795	10-30, 10-36	164539	2-2, 2-5
158803	3-5	164540	2-2, 2-4
158847	10-30, 10-36	164541	2-2, 2-4
158896	10-4, 10-6, 10-12, 10-24, 10-26, 10-30, 10-36, 10-50, 10-54	164546	2-2, 2-4
158897	10-12, 10-24, 10-26, 10-30, 10-36, 10-50, 10-54	164555	2-2
159569	6-17	164557	1-8
159954	2-2, 2-4	164563	1-6
159955	1-2, 2-2, 2-4	164564	2-2, 2-4, 6-21
159970	2-10, 2-12	164565	2-2, 2-4, 6-21
15G816ER	2-8	1-647-010004221	3-8, 7-4, 7-6, 7-8, 10-12, 10-24, 10-50, 10-54
160161	4-2	1-647-010004236	10-30, 10-36
		1-647-010004240	1-6, 2-2, 2-4

TABLE OF CONTENTS

1-647-010004257	4-2	1-654-010059-16	10-12, 10-30, 10-34, 10-50, 10-52
164861	10-20, 10-26, 10-42	1-654-010061-05	1-6
165257	3-2	1-654-010061-06	1-6, 4-13
165258	3-6	1-654-010061-07	3-5, 10-50, 10-52
165259	3-6	1-654-010061-15	10-12, 10-18, 10-20, 10-24, 10-26, 10-40, 10-42, 10-50, 10-52
165260	3-6	1-654-010061-16	1-2, 1-4
165265	3-2	1-654-010061-19	3-2
165266	6-21	1-654-010061-21	2-2, 4-3
165283	1-2, 1-4	1-654-010061-23	10-18, 10-20
165286	1-6	1-654-010061-25	10-30, 10-36
165287	6-2, 6-4, 6-6, 6-25	1-654-010065-13	4-3
165295	2-2, 2-4	1-654-010065-15	10-26
1-654-010032-05	10-46, 10-58	1-654-010070-02	4-2, 10-8, 10-14, 10-30, 10-36
1-654-010032-09	4-2, 4-3	1-654-010070-03	4-4, 10-62
1-654-010047-06	1-2, 1-4, 3-2, 8-3	1-654-010070-04	10-60
1-654-010047-07	8-3	1-654-010070-11	10-8, 10-14
1-654-010047-08	8-3	1-654-010070-13	10-8, 10-14
1-654-010049-03	1-8	1-654-010070-14	10-8, 10-14
1-654-010049-19	3-2	1-654-010125-18	10-12, 10-24, 10-26, 10-50
1-654-010051-06	3-2	166148	10-43, 10-55
1-654-010051-11	4-4, 10-18, 10-20, 10-24, 10-26, 10-40, 10-42	166160	5-2
1-654-010051-15	3-2	166175	10-18, 10-20
1-654-010055-02	10-18, 10-20, 10-24, 10-26, 10-40, 10-42	166176	10-18, 10-20
1-654-010055-03	10-12	166177	10-18, 10-20, 10-24, 10-26
1-654-010055-05	10-18, 10-20, 10-24, 10-26, 10-40, 10-42	166199	5-4
1-654-010055-09	10-18, 10-20, 10-24, 10-26, 10-40, 10-42	166200	5-4
1-654-010055-11	2-2, 2-4, 6-21	166201	5-4
1-654-010055-14	6-21, 10-8, 10-14	166237	10-20
1-654-010055-15	2-8	166241	10-30, 10-50, 10-52
1-654-010055-17	5-4	166242	10-18, 10-20, 10-24, 10-26, 10-40, 10-42
1-654-010059-05	2-2, 2-4, 2-8, 4-8, 4-9, 4-14, 10-38	166336	10-14
1-654-010059-06	5-4, 10-38	166340	10-60, 10-62
1-654-010059-07	3-2	166341	10-60, 10-62
1-654-010059-14	10-12	166342	10-60, 10-62
1-654-010059-15	2-4, 10-28	166343	10-60, 10-62
		166421	10-34
		166629	2-2

TABLE OF CONTENTS

166717	3-6	172673	10-12, 10-18, 10-20, 10-24, 10-26, 10-30, 10-34, 10-40, 10-42, 10-50, 10-52
167554	10-30	172677	10-12, 10-24, 10-26, 10-50, 10-54
167575	6-9, 6-13, 6-17, 7-16	172830	10-4, 10-6, 10-52
167586	1-8	173018	2-4, 6-21
167593	2-2, 2-4	174404	1-2
167594	2-2, 2-4	174435	8-3
167637	4-2	174436	8-3
167649	1-8	174437	8-3
168739	10-12, 10-24, 10-26, 10-50	174438	8-3
168751	10-42	174439	8-3
168753	10-12	174448	9-3
168762	10-12	174526	10-60, 10-62
168764	10-24, 10-26, 10-40, 10-42	174532	10-60, 10-62
168859	2-10, 2-12	174708	3-6
168892	6-2, 6-4, 6-6	174709	3-6
168897	10-18, 10-20	176625	10-12, 10-30, 10-34, 10-50, 10-52
169549	7-16	176772	1-2, 1-4
169550	7-14, 7-16	177030	3-3
169552	7-16	177032	3-3
169739	10-54	179655	2-8
170209P	1-6	179746	3-4
170213	1-6	179756	4-2
170291	1-6, 2-2, 6-21	179757	4-2
170870	10-14	179758	4-2
171024	1-6	179760	4-2
171070	2-8	179761	4-2
172509	4-2, 10-18, 10-20, 10-24, 10-26, 10-40, 10-42, 10-60, 10-62	179763	3-8
172528	10-46	179766	4-2, 4-6, 4-7
172529	10-38, 10-46	179770	4-5
172581	3-2	179771	4-5, 4-6, 4-7
172662	5-2	179839	10-40, 10-42
172666	5-2	179840	10-40
172667	5-2	179841	10-42
172670	5-2	179842	10-40, 10-50, 10-52
172671	5-2	179843	10-42, 10-50, 10-52
172672	5-2	179844	10-40, 10-42, 10-50, 10-52
		179846	10-40, 10-42

TABLE OF CONTENTS

179848	10-40, 10-42	184784	6-2, 6-4, 6-6, 7-11
179933	1-6, 1-8	185660	3-2, 6-2, 6-4, 6-6
180117	6-24	185697	10-18, 10-20, 10-24, 10-26, 10-42
180120	3-6	185724	4-5, 4-6, 4-7
180306	10-58	185757	10-60, 10-62
181363	4-13	185928	5-2, 5-4
181799	6-2, 6-4, 6-6	186100	4-5, 4-6, 4-7
181933	3-2, 6-2, 6-4, 6-6	1-861-010005	2-10, 2-12
181938	3-2, 6-2, 6-4, 6-6	1-861-010032-06	1-8
182391	1-2, 2-2, 2-4	1-861-010032-07	1-2
182401	4-2, 4-5, 4-6, 4-7	1-861-010032-11	3-2
182420	8-3	1-861-010032-13	5-2, 5-4
183749	2-2, 2-4	1-861-010032-14	10-12
183925	4-4	1-861-010032-15	2-2, 2-4, 10-8, 10-14
183926	4-4	1-861-010032-19	4-8, 5-2, 10-12
183927	4-4	1-861-010032-24	3-2, 10-4, 10-6, 10-12, 10-24, 10-26, 10-50, 10-54
183946	3-8	1-861-010032-32	3-5
183966	2-2, 2-5	1-861-010034-10	1-8
183967	3-2, 3-4	1-861-010034-12	5-2, 5-4
183968	3-4	1-861-010034-17	4-2, 10-46, 10-58, 10-60, 10-62
184713	4-13, 10-30, 10-36	1-861-010034-21	10-30, 10-36, 10-46, 10-58
184722	1-2, 1-4, 2-2	186162	10-16, 10-20
184723	1-2, 1-4, 2-4	186163	10-16, 10-20
184724	2-2	186178	10-43
184725	2-2	186179	10-43
184726	2-2	186180	10-43
184727	2-2	186181	10-43
184728	2-4	186183	10-43
184729	2-4	186187	10-16, 10-22, 10-38, 10-43
184730	2-4	186188	10-16, 10-22, 10-38, 10-43
184731	2-4	186189	10-16, 10-22, 10-38, 10-43
184732	2-4	186190	10-16, 10-22, 10-38, 10-43
184733	2-4	186191	10-16, 10-22
184734	2-4	186192	10-16, 10-22, 10-38, 10-43
184735	2-4	186193	10-18, 10-20, 10-24, 10-26, 10-40, 10-42
184769	1-8	186195	10-16, 10-18
184775	3-2	186196	10-20, 10-26, 10-42
184780	3-2		

TABLE OF CONTENTS

186200 . . .	10-18, 10-20, 10-24, 10-26, 10-40, 10-42	187515	10-46, 10-58
186204 . . .	10-18, 10-20, 10-24, 10-26, 10-40, 10-42	187517 . .	10-18, 10-20, 10-24, 10-26, 10-40, 10-42
186205 . . .	10-18, 10-20, 10-24, 10-26, 10-40, 10-42	187548	10-38, 10-40
186207	10-40	187549	10-38, 10-40
186210 . . .	10-18, 10-20, 10-24, 10-26, 10-40, 10-42	187571	10-30, 10-34, 10-50, 10-52
187035	4-7	187575	10-30, 10-34, 10-50, 10-52
187036	4-7	187577	10-30
187037	4-6	187584	10-30, 10-34, 10-50, 10-52
187038	4-6	187585	10-30, 10-36
187039	4-5	188038	4-2, 4-3
187040	4-5	188535	1-4
187050	4-5	188536	3-2
187051	4-5	188537	3-6
187052	4-5	188539	4-3
187053	4-5	188541	4-3
187054	4-6	188586	2-4
187055	4-6	188587	2-2
187056	4-6	188593	2-2, 2-4
187057	4-6	188637	3-2
187058	4-7	188648	2-5
187059	4-7	188649	4-2
187060	4-7	188658	8-3
187061	4-7	188661	8-3
187122	1-4	188662	8-3
187123	1-4	188682	10-16
187124	2-4	188683	10-16
187125	2-4	188684	10-16
187126	1-4	188685	10-28
187142	1-2, 1-4	188686	10-28
187151	3-2, 3-5	188687	10-28
187152	3-5	188688	10-38
187155	4-5, 4-6, 4-7	188689	10-38
187156	4-5, 4-6, 4-7	188690	10-38
187180	3-2, 3-8	188774	6-9, 6-13, 6-17, 6-24
187181	3-8	189417	10-28
187182	3-8	189419	10-28
187511	10-38, 10-46	189420	10-28
187512	10-46	189421	10-28

TABLE OF CONTENTS

189433	1-2, 2-2, 2-4, 10-31, 10-42, 10-50	195647	6-2
189451	3-2, 3-3	198322	2-8
189453	3-3	198344	2-8
189454	3-3	198351	1-6
189467	3-3	199359	10-12, 10-24, 10-26, 10-50, 10-54
189468	3-3	199376	10-12
190902	9-3	199390	10-12
190927	6-9, 6-13, 6-17, 6-26	1K808	1-6
190942	1-2	200133	10-48, 10-58
190943	1-2	200137	10-58
190944	2-8	200149	10-58
190945	2-8	200173	10-58
190987	1-6	200218	10-60, 10-62
191459	10-12, 10-24, 10-26, 10-50, 10-54	200221	10-60, 10-62
191923	6-25	200222	10-60, 10-62
191974	1-6, 1-8	200233	10-30, 10-36
191976	1-8	200236	10-30, 10-36
191984	1-2, 1-4, 8-3	200237	10-30, 10-36
191985	8-3	200238	10-60, 10-62
191988	6-2, 6-4, 6-6, 6-9, 6-13, 6-17, 6-25	200240	10-28, 10-30
193021	10-34	200241	10-28, 10-30
193025	10-36	200242	10-28, 10-36
193026	10-28, 10-34	200244	10-48, 10-58
193030	10-30, 10-34, 10-50, 10-52	200245	10-58
193031	10-30, 10-34, 10-50, 10-52	200253	10-28, 10-60
193032	10-38, 10-42	200254	10-10, 10-22, 10-28, 10-60
193033	10-38, 10-42	200255	10-10, 10-22, 10-28, 10-60
193037	10-31, 10-42, 10-50	200256	10-10, 10-22, 10-28, 10-60
193042	10-28, 10-31, 10-38, 10-42, 10-48, 10-50	200259	10-60, 10-62
193089	2-12	200263	10-50, 10-52
193091	1-6	200296	10-62
193149	6-26	200297	10-62
193161	1-6	200298	10-62
193164	1-2	200299	10-62
193165	1-2	202702-10-8S	3-2, 6-2, 6-4, 6-6
193182	2-2, 2-4	202702-8-8S	6-2, 6-4, 6-6, 6-25, 6-26
193183	3-2	203003-8-8S	6-2, 6-4, 6-6
194693	10-30, 10-34, 10-50, 10-52	203005-8-8S	6-25

TABLE OF CONTENTS

203006	4-13	207849	2-8
203007	4-13	208187	10-12, 10-24, 10-26
203008	4-13	208435	7-11
203011	4-13	209728	6-2, 6-4, 6-6, 7-13
203072	4-13	209729	6-2, 6-4, 6-6, 7-12
203073	4-13	209797	10-12
203102-8-8S	6-9, 6-13, 6-17, 6-25	209798	10-12
203138	10-30, 10-36	209799	10-12
203182	4-8, 4-9, 4-14	2-102-010004	5-2
203184	10-62	2-102-010032	10-28
203185	10-22, 10-48, 10-62	2-102-010062	4-4
203186	10-22, 10-48, 10-62	210316	2-8
203187	10-22, 10-62	210320	2-8
204386	1-6	210321	2-8
204387	1-6	210322	2-8
204428	10-48, 10-50	210323	2-8
204429	10-48, 10-50	211056	10-4, 10-6, 10-12, 10-24, 10-26
204430	10-50	212046	2-8
204434	10-50, 10-52	213770	1-6, 6-2, 6-4, 6-6, 7-14
204435	10-50, 10-52	2-150-010008	1-2, 1-4
204442	10-48, 10-54	2-150-010174	1-2, 1-4, 1-6, 2-8
204443	10-54	215341	2-8
204445	10-48, 10-52	215351	2-8
204446	10-48, 10-52	215352	2-8
204447	10-52	217050	6-9
204450	10-48	2-181-010001	3-2
204451	10-48	218638	7-13
204453	10-50, 10-52	218639	7-13
204457	10-48, 10-55	218640	7-12, 7-13
204458	10-48, 10-55	218641	7-11
204459	10-48, 10-55	218642	7-1
204468	10-55	218643	7-3
204469	10-55	218648	7-16
204470	10-55	218652	7-12
204477	10-52	218653	7-12
2062-8-8S	3-2, 6-2, 6-4, 6-6, 6-25, 6-26	218654	7-14
2071-8-8S	6-9, 6-13, 6-17, 6-25	218655	7-14
207776	10-62	218656	7-14

TABLE OF CONTENTS

218657	7-14	229717	10-26
219788	1-2	229718	10-22, 10-24
220000209	7-1	229720	10-22, 10-26
221206	4-5, 4-6, 4-7	229721	10-22, 10-26
223435	2-12	229722	10-2, 10-6
223437	2-12	229723	10-6
223438	2-12	23085	4-2
223439	2-12	231504	10-10
223440	2-8, 2-12	231505	10-10
223586	1-6	231506	10-10
223599	1-6	231514	10-22
223600	1-6	231515	10-22
224589	1-2, 1-4, 8-3, 9-3	231516	10-22
224590	1-2, 1-4, 8-3	231792	7-4, 7-6, 7-8
225123	10-60	231802	7-6
225124	10-60	231803	7-6
225125	10-60	231804	7-8
225126	10-60	232183	9-3
227628	10-8	232363	10-22
227666	10-12, 10-24, 10-26	232364	10-22
227670	10-10, 10-12	232365	10-22
227671	10-12	232387	10-2
228187	2-8	232388	10-2
228188	2-8	232389	10-2
228230	1-6	233301	10-62
229061	10-2, 10-4	233303	10-62
229062	10-4, 10-6	233400	10-55
229063	10-4, 10-6	234415	7-6
229068	10-4, 10-6	234416	7-4
229072	10-2, 10-8	234417	7-4
229073	10-2, 10-8	234418	7-4
229074	10-2, 10-8	236072	1-6
229560	7-8	2-368-010287	3-2, 8-3
229561	7-8	2-474-010022	6-26
229565	7-4, 7-6, 7-8	2-557-010009	10-18, 10-20, 10-24, 10-26, 10-40, 10-42
229711	10-10, 10-14	2-573-010037	9-3
229712	10-10, 10-14	2-573-010198	9-3
229713	10-10, 10-14		

TABLE OF CONTENTS

2-573-010330-02	1-6	8-681-010014	4-9, 4-14
2-689-010057	5-2, 5-4	8-689-010006	5-2, 5-4
29SFFL 5811	4-8, 4-9, 4-14, 5-2, 5-4, 10-12, 10-18, 10-20, 10-24, 10-26, 10-30, 10-34, 10-40, 10-42, 10-50, 10-52	8-689-010009	5-2, 5-4
2P793	4-2, 4-3	8-720-010011	10-12, 10-30, 10-34, 10-50, 10-52
3067	1-8	8C520	10-18, 10-20, 10-24, 10-26, 10-40, 10-42
3-557-010415	3-4		
4001060	2-10, 2-12	H	
4J411	3-4	HM212011	1-8
4K552	10-12	HM212049	1-8
5000	2-10, 2-12, 4-2, 10-46	HM218210	1-8
5013	1-8	HM218248	1-8
528933	8-3, 9-3		
528934	8-3, 9-3	T	
528938	8-3, 9-3	TR416	1-6
6-102-010009	10-46, 10-58	TR575	1-6, 2-8
622-3511-008	4-2, 4-3		
7/16-14X1-3/4PB	5-2, 5-4	W	
70239854	1-2	W908406-4	1-2, 1-4
70260977	1-2, 1-4, 8-3, 9-3		
71508983	6-9, 6-13, 6-17		
71508984	6-9, 6-13, 6-17		
71508987	6-9, 6-13, 6-17		
71508988	6-9, 6-13, 6-17		
71508990	6-9, 6-13, 6-17		
71509000	6-2		
71510821	6-2, 6-24		
71600088	6-17		
71600089	6-4		
7K858	4-4		
8-102-010012	4-13, 10-12, 10-24, 10-26, 10-30, 10-36, 10-50, 10-54, 10-60, 10-62		
8-102-010017	10-43, 10-55		
8-102-010043	10-4, 10-6, 10-12		
8-573-010084	9-3		
8-681-010008	4-8, 4-9, 4-14		
8-681-010010	4-8, 4-9, 4-14		
8-681-010013	4-8, 4-9, 4-14		

Instructions for Ordering Parts

**** Repair parts must be ordered through an Authorized Dealer ****

DEALER INSTRUCTIONS FOR ORDERING PARTS FROM LANDOLL PARTS DISTRIBUTION CENTER

Phone #: 800-423-4320 or 785-562-5381

Fax #: 888-527-3909

Order online: dealer.landoll.com

IDENTIFICATION PLATE

The identification plate, which lists the model number and serial number, is located on the front of the frame.

SERIAL NUMBER

The serial number is located on the identification plate.
The Following information will help decode the 8550 Finisholl serial number

85H2022100 = xxmysssss

QR CODE DECAL

The 5000 series QR code decal, may be scanned to link you to the most current manuals, located on the front of the frame [See Figure 13-1](#)

xx	= model series (i.e. 85 for Finisholl)
m	= month of manufacture (ex. "H" means October. The letter I is not used.)
yy	= year manufactured (ex. "22" means 2022)
SSSSS	= Sequential number used to track warranty and service information.

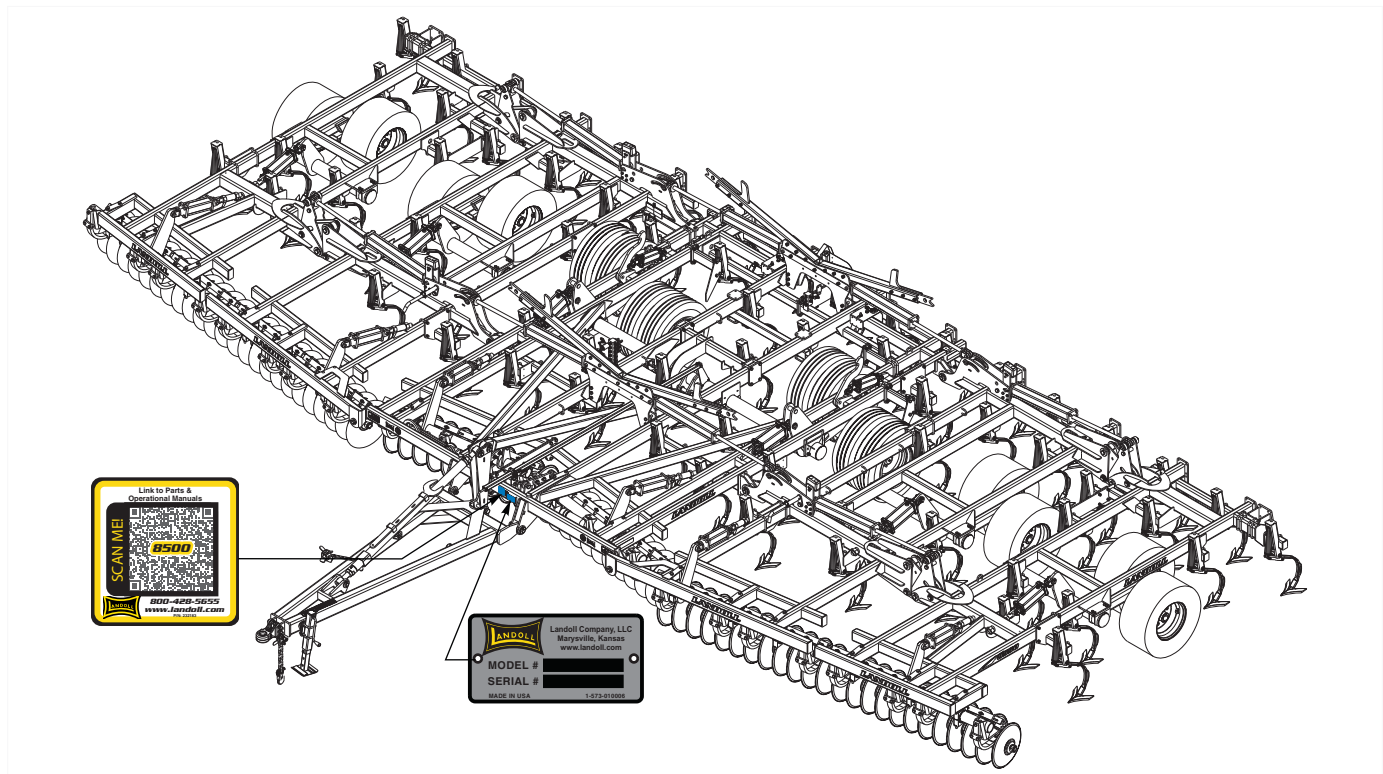


Figure 13-1: Identification Plate and Location

Manuals for 8550 Finisholl

Manual Number	Manual Type
F-817	Operator's Manual
F-816	Parts Manual

Document Control Revision Log:

Date	Form #	Improvement(s): Description and Comments
11/01/2015	F-817	Initial release
11/19/2018	F-817-1118	Wlking beam revisions and cylinder updates
12/12/2018	F-817-1218	Updated cylinders for Dealer Portal
03/10/2022	F-817-0322	Added QR code. 20mph to rear of machine, updated decals, updated attachments



Intertek

Equipment from Landoll Company, LLC is built to exacting standards ensured by ISO 9001 registration at all Landoll manufacturing facilities.

Model 8550

Finsiholl

Parts Manual

Re-Order Part Number F-817

LANDOLL COMPANY, LLC

1900 North Street

Marysville, Kansas 66508

(785) 562-5381

800-428-5655 ~ **WWW.LANDOLL.COM**



Copyright 2022. Landoll Company, LLC

“All rights reserved, including the right to reproduce this material or portions thereof in any form.”

